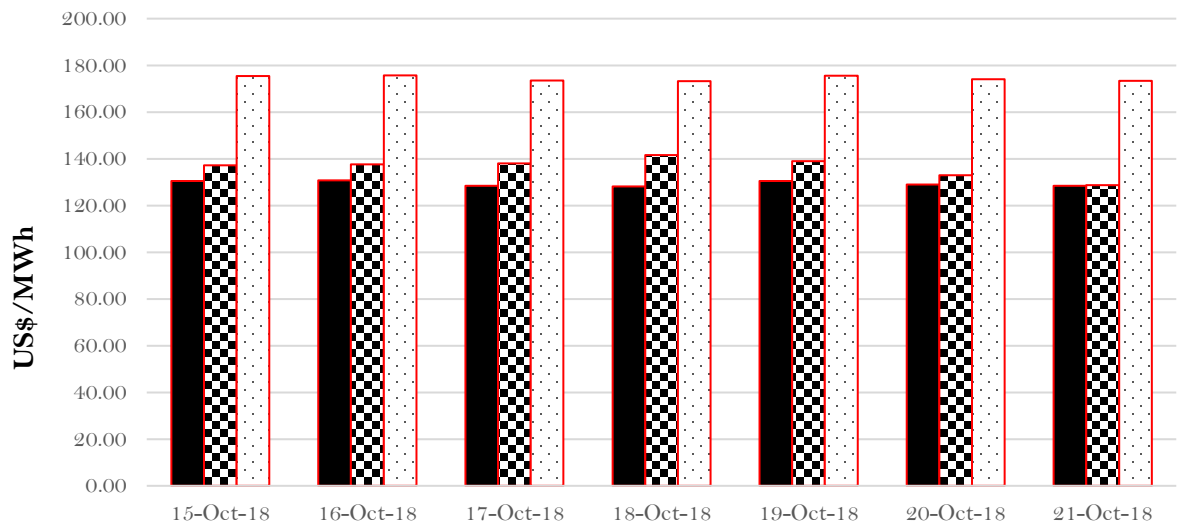




## WEEKLY WHOLESALE ELECTRICITY MARKET (WEM) STATISTICS

15<sup>th</sup> October 2018 to 21<sup>st</sup> October 2018

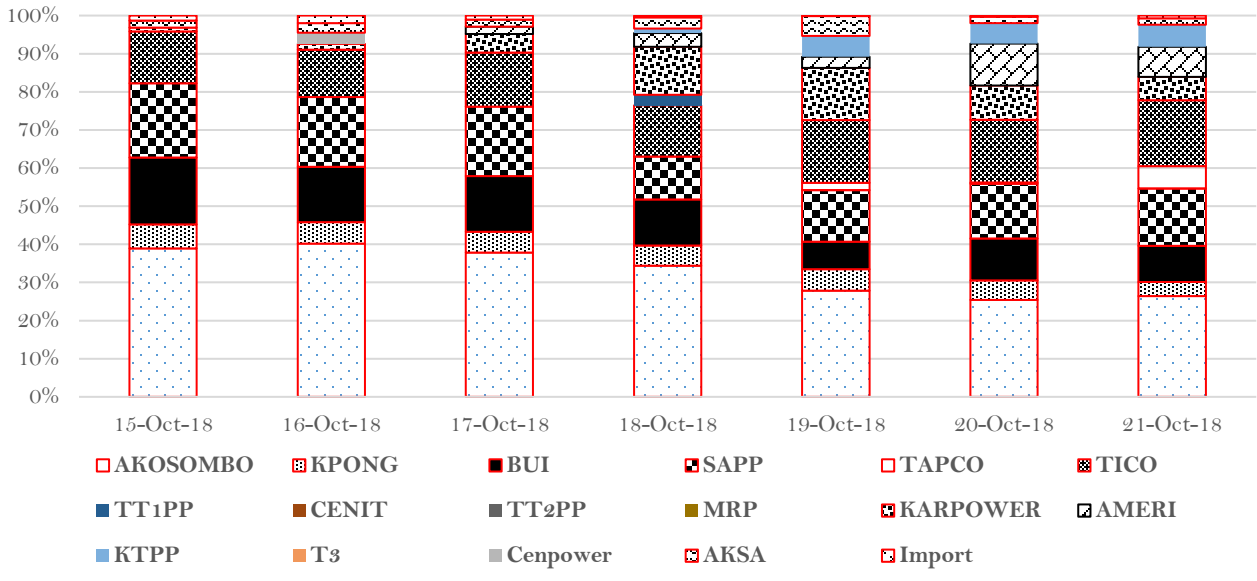
**System Marginal Cost Vs Average Market Prices for Week 3 of October 2018**



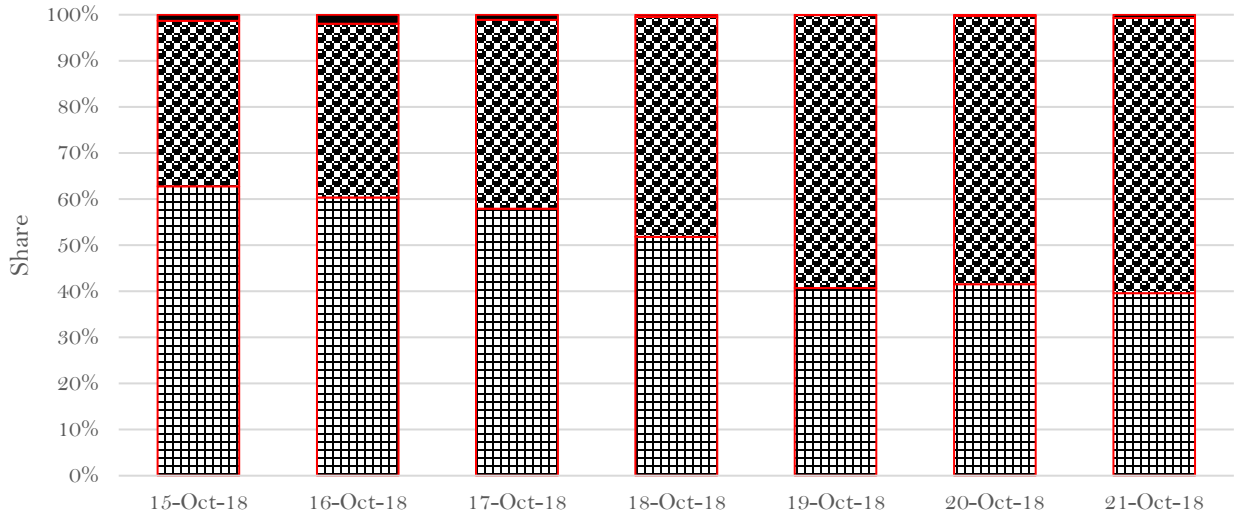
	15-Oct-18	16-Oct-18	17-Oct-18	18-Oct-18	19-Oct-18	20-Oct-18	21-Oct-18
■ SMC	130.45	130.74	128.45	128.22	130.53	128.99	128.38
▣ Average Market Price	137.27	137.65	138.02	141.60	139.05	132.89	128.66
▤ SMP	175.45	175.74	173.45	173.22	175.53	173.99	173.38



Shares of power plant generation



Shares of generation sources



	15-Oct-18	16-Oct-18	17-Oct-18	18-Oct-18	19-Oct-18	20-Oct-18	21-Oct-18
■ Import	0.56160	0.87220	0.48560	0.21010	0.04640	0.13290	0.29440
■ Thermal	15.0196	16.8035	18.3864	20.9135	26.6432	26.491	25.6902
■ Hydro	26.2815	26.8951	25.9851	22.7079	18.3216	18.9186	17.0144

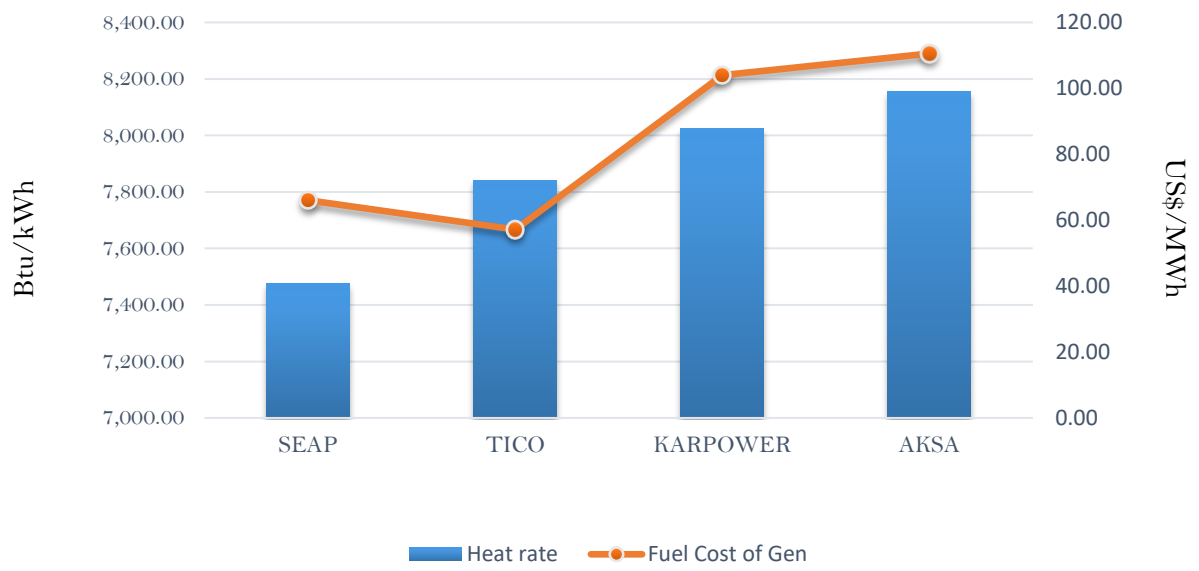


	Market Shares of various Power Companies based on generation						
	15-Oct	16-Oct	17-Oct	18-Oct	19-Oct	20-Oct	21-Oct
<b>VRA</b>	58.79	58.27	59.33	60.69	60.33	63.78	66.94
<b>Sunon Asogli Limited</b>	19.47	18.27	18.23	11.18	13.48	14.35	15.07
<b>Karpowership Limited</b>	1.05	1.50	4.91	12.61	13.62	8.94	6.15
<b>Cenit Energy</b>	0.00	0.00	0.00	0.00	0.00	0.00	0.00
<b>AKSA Energy Limited</b>	1.78	2.54	1.78	2.94	5.21	1.66	1.75
<b>Cenpower</b>	0.00	2.96	0.00	0.00	0.00	0.00	0.00
<b>Bui Power Authority</b>	17.56	14.51	14.66	12.10	7.25	10.97	9.41
<b>Imports</b>	1.34	1.96	1.08	0.48	0.10	0.29	0.68

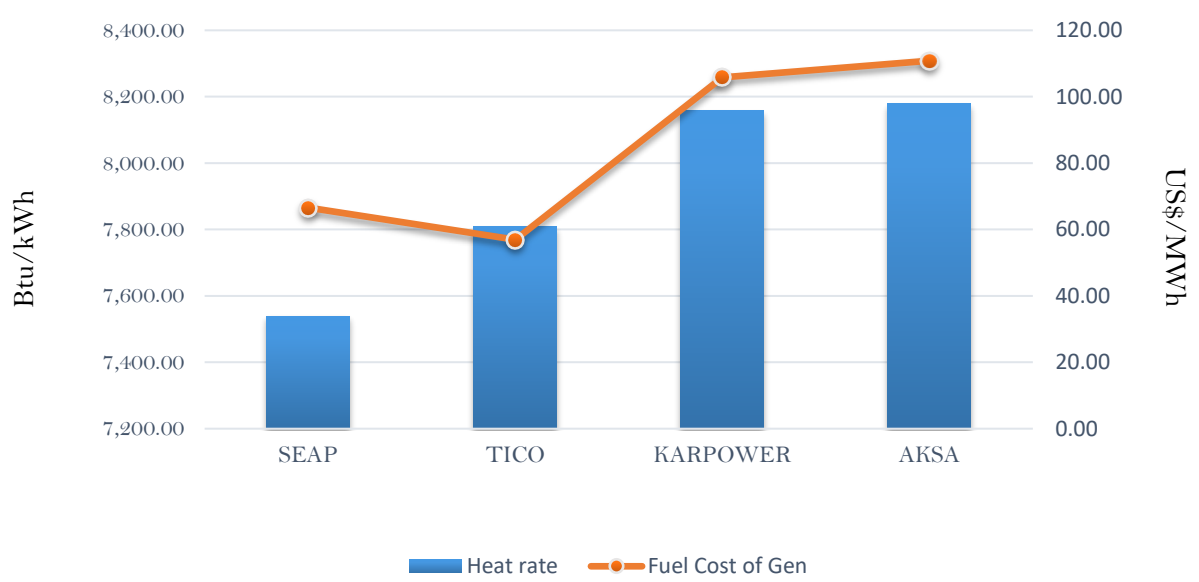
	System Peak Load (MW)	Ghana Peak Load (MW)	Supply (GWh)	Load factor (%)
<b>15-Oct-18</b>	2108.30	2080.30	41.86	82.73
<b>16-Oct-18</b>	2202.50	2102.50	44.57	84.32
<b>17-Oct-18</b>	2341.60	2233.60	44.80	79.72
<b>18-Oct-18</b>	2326.00	2210.00	43.84	78.53
<b>19-Oct-18</b>	2320.70	2243.70	45.01	80.81
<b>20-Oct-18</b>	2316.60	2192.60	45.54	81.91
<b>21-Oct-18</b>	2174.90	2105.90	42.95	82.29



Efficiency and fuel cost of generation on the 15th October 2018

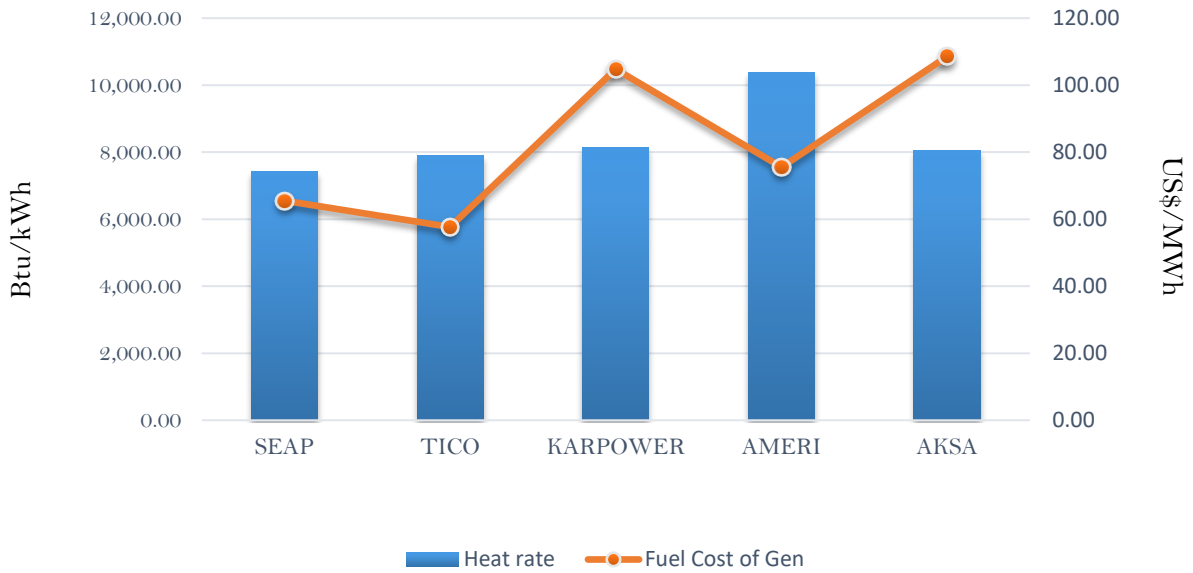


Efficiency and fuel cost of generation on the 16th October 2018

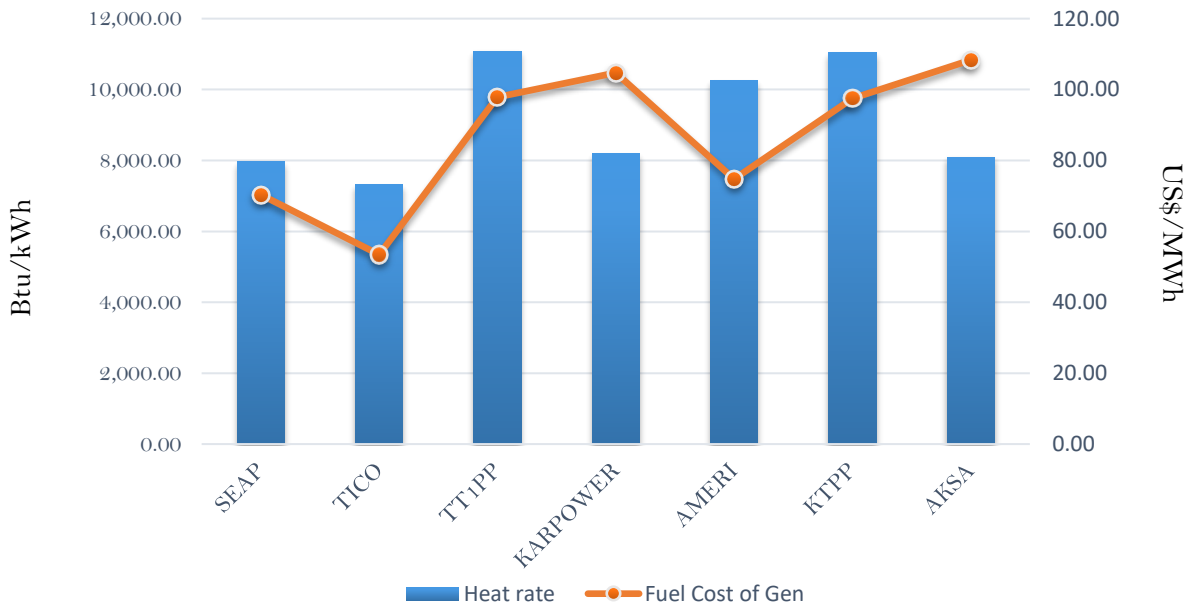




Efficiency and fuel cost of generation on the 17th October 2018

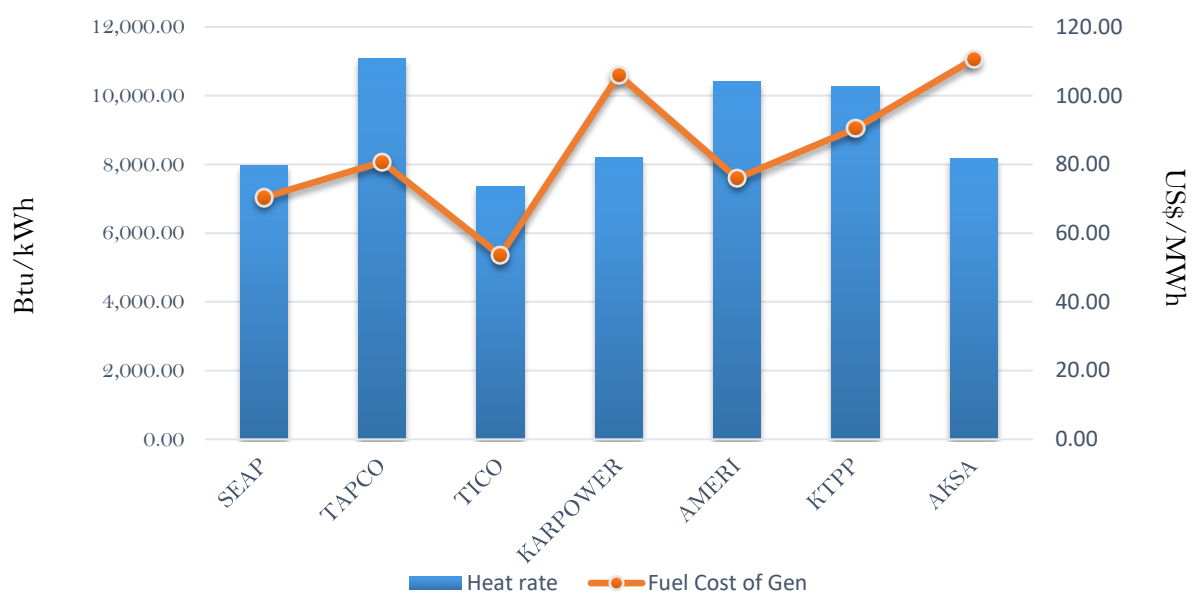


Efficiency and fuel cost of generation on the 18th October 2018

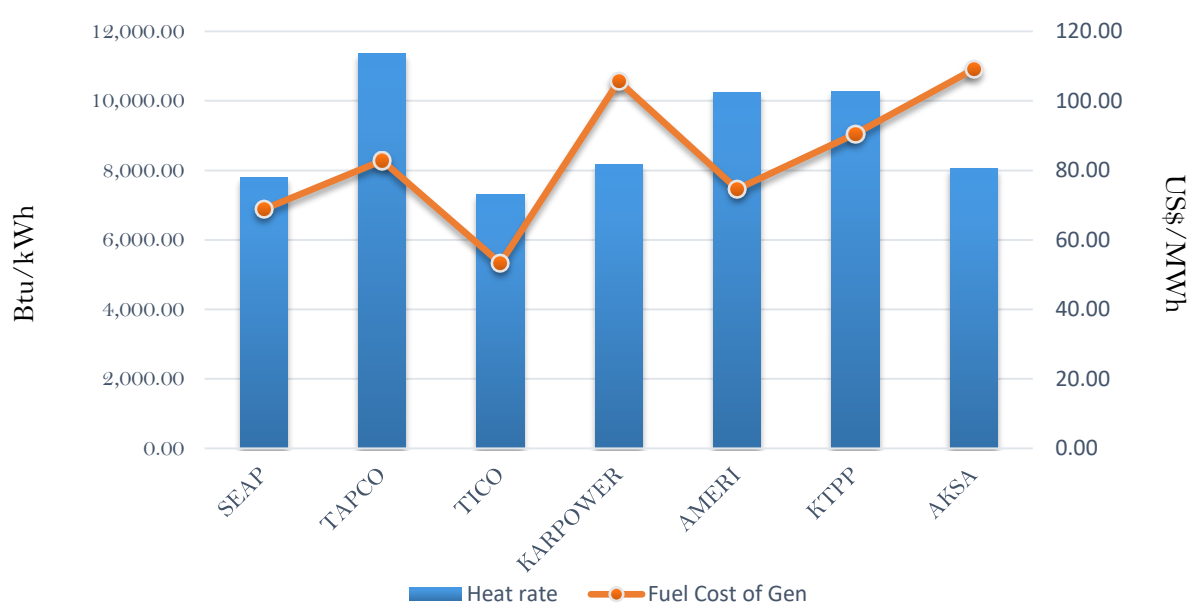


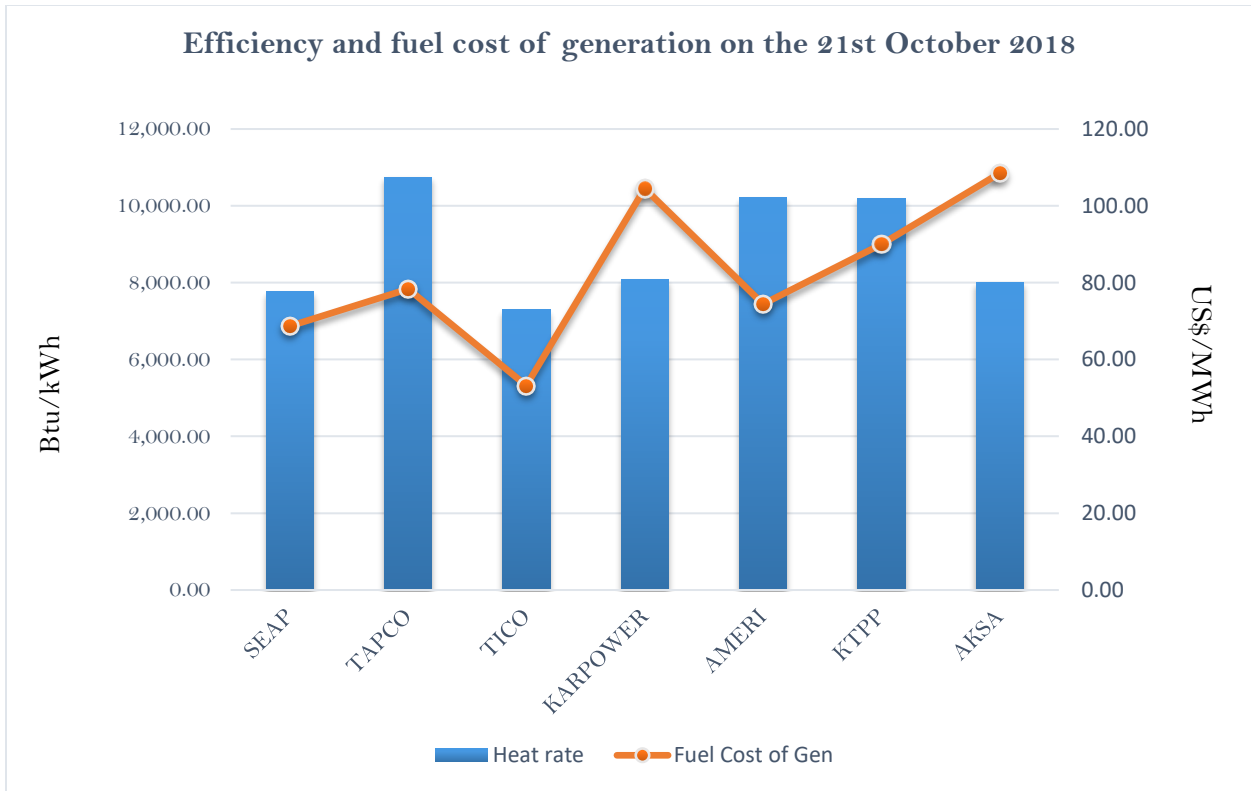



Efficiency and fuel cost of generation on the 19th October 2018



Efficiency and fuel cost of generation on the 20th October 2018





*For any enquiries please contact the: EMOP Administrator, EMOP Secretariat, Energy Commission, Accra. Telephone: +233302908193; or email: [emop@energycom.gov.gh](mailto:emop@energycom.gov.gh)*