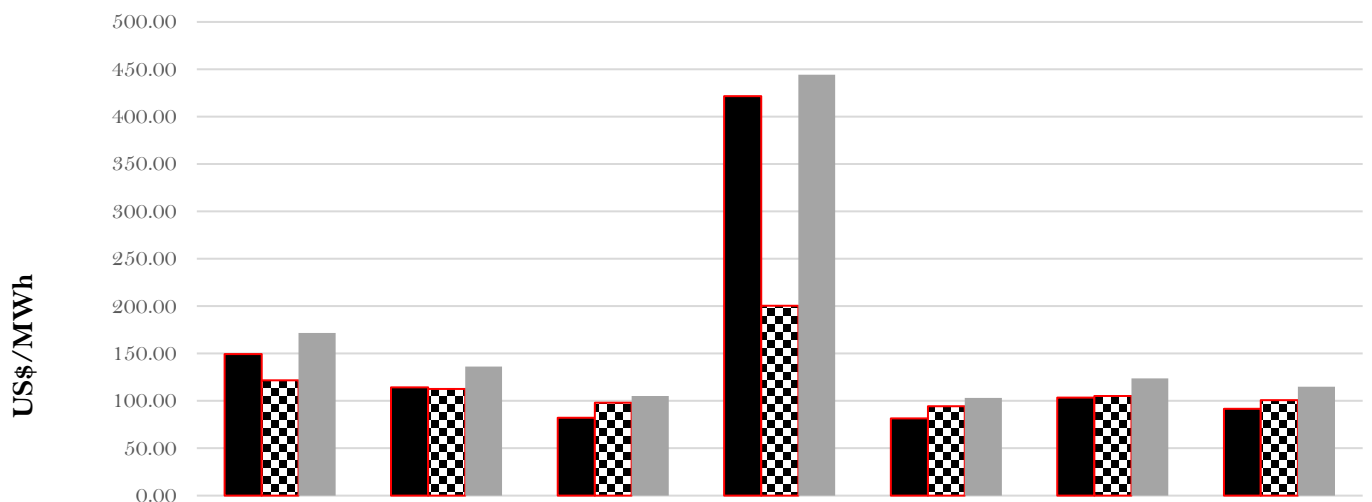


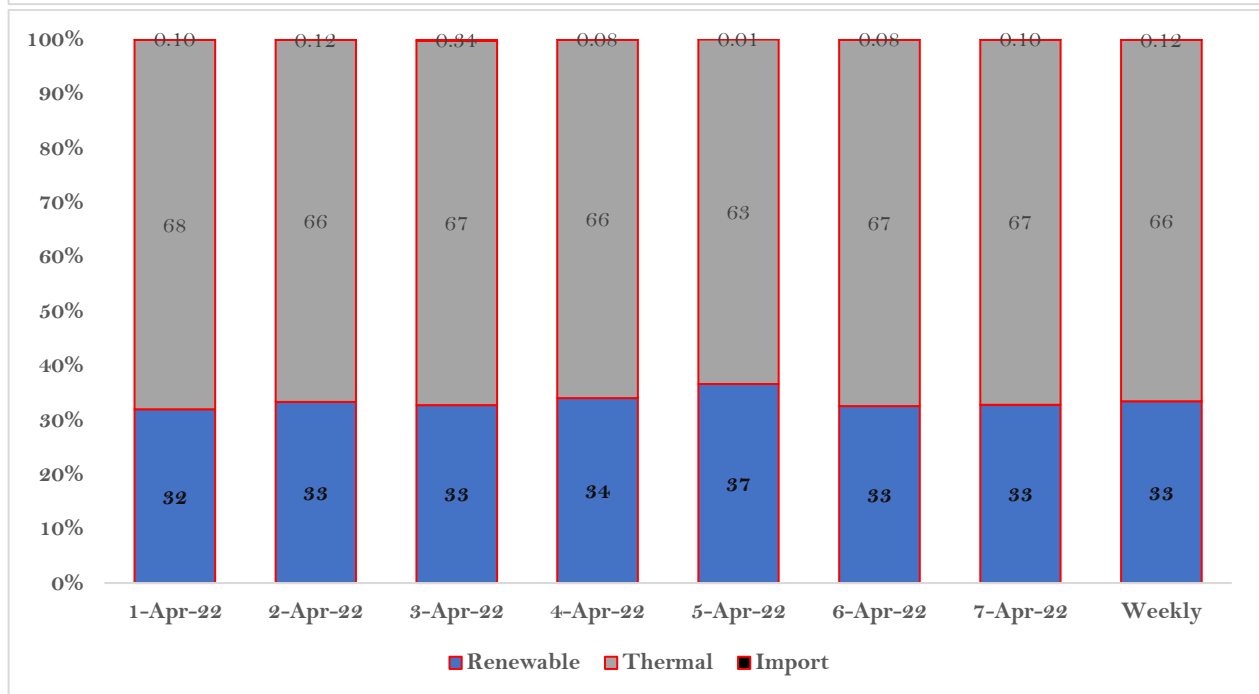
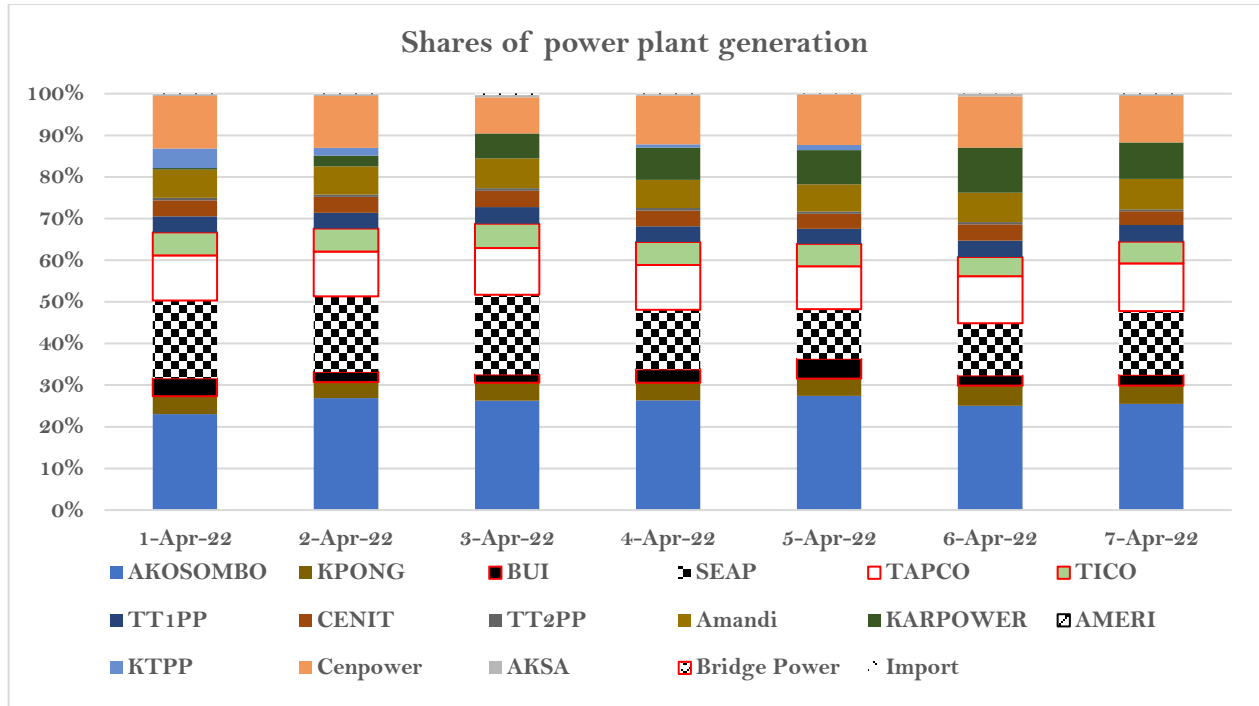
## WEEKLY WHOLESALE ELECTRICITY MARKET (WEM) STATISTICS

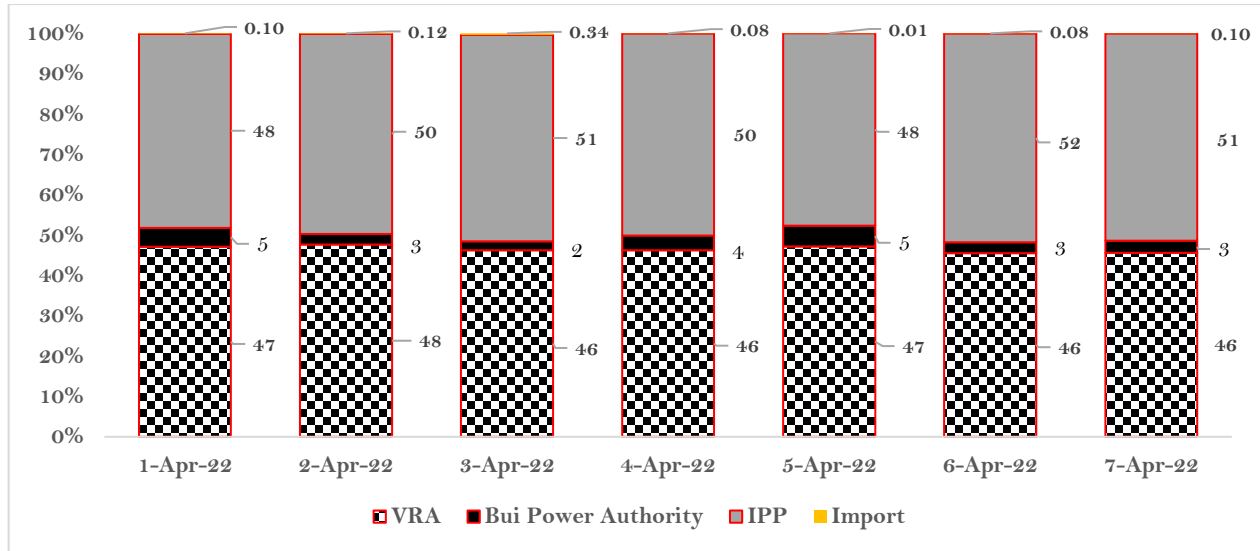
1<sup>st</sup> April 2022 to 7<sup>th</sup> April 2022

**System Marginal Cost Vs Average Market Prices for Week 1 of April 2022**



	1-Apr-22	2-Apr-22	3-Apr-22	4-Apr-22	5-Apr-22	6-Apr-22	7-Apr-22
■ SMC	149.27	114.22	82.11	421.75	81.35	103.32	91.69
▣ Average Market Price	121.85	112.53	97.98	200.39	94.31	105.21	100.61
■ SMP	171.59	136.38	105.19	444.20	103.01	123.78	115.03

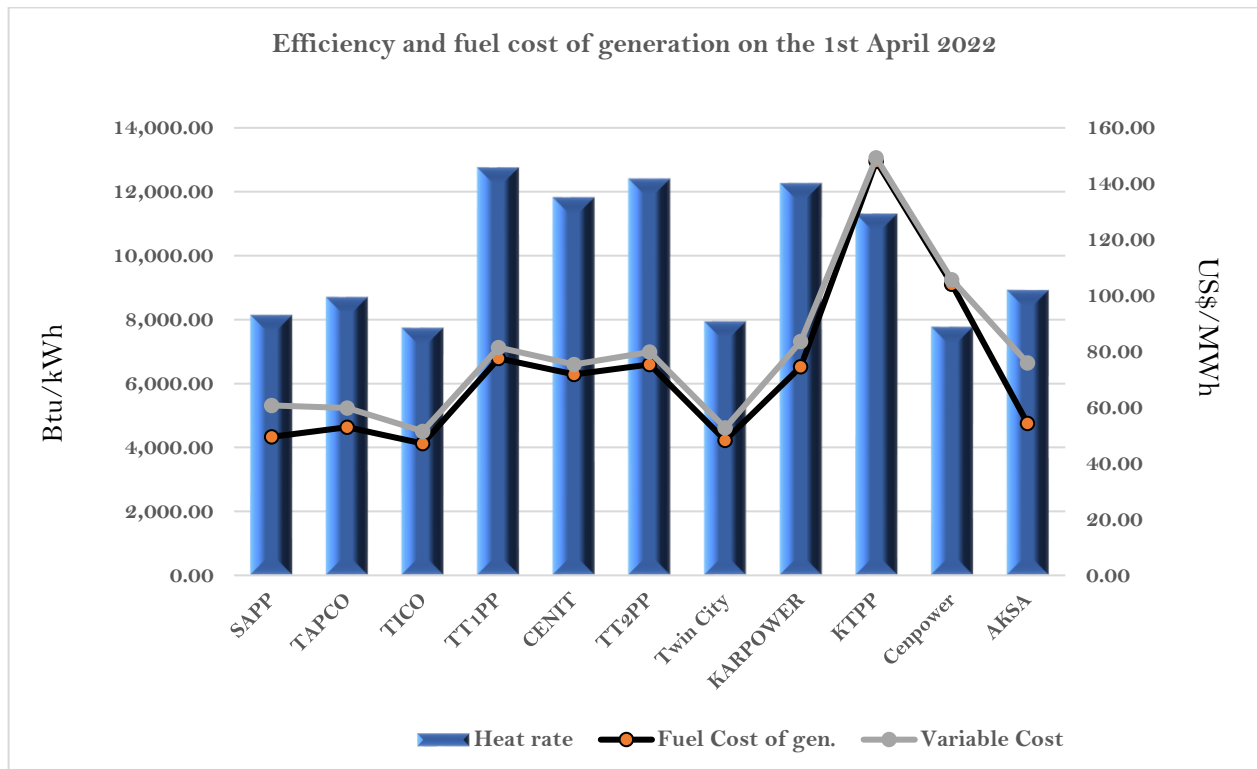


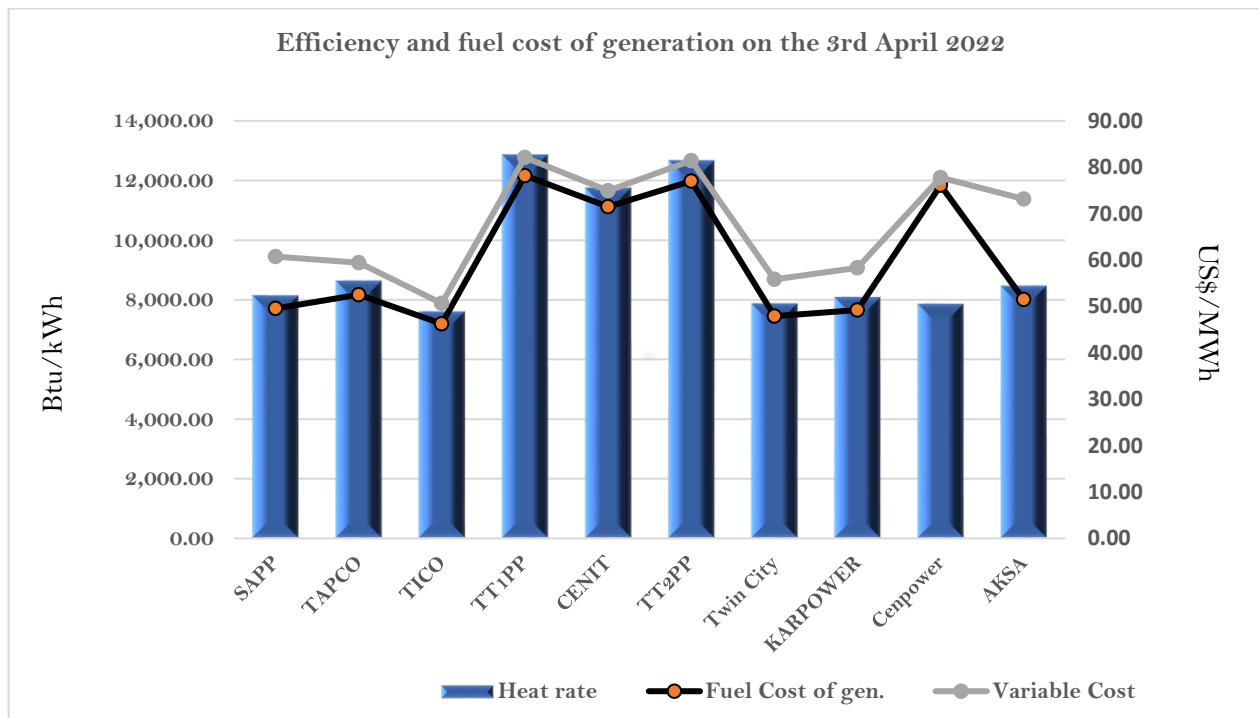
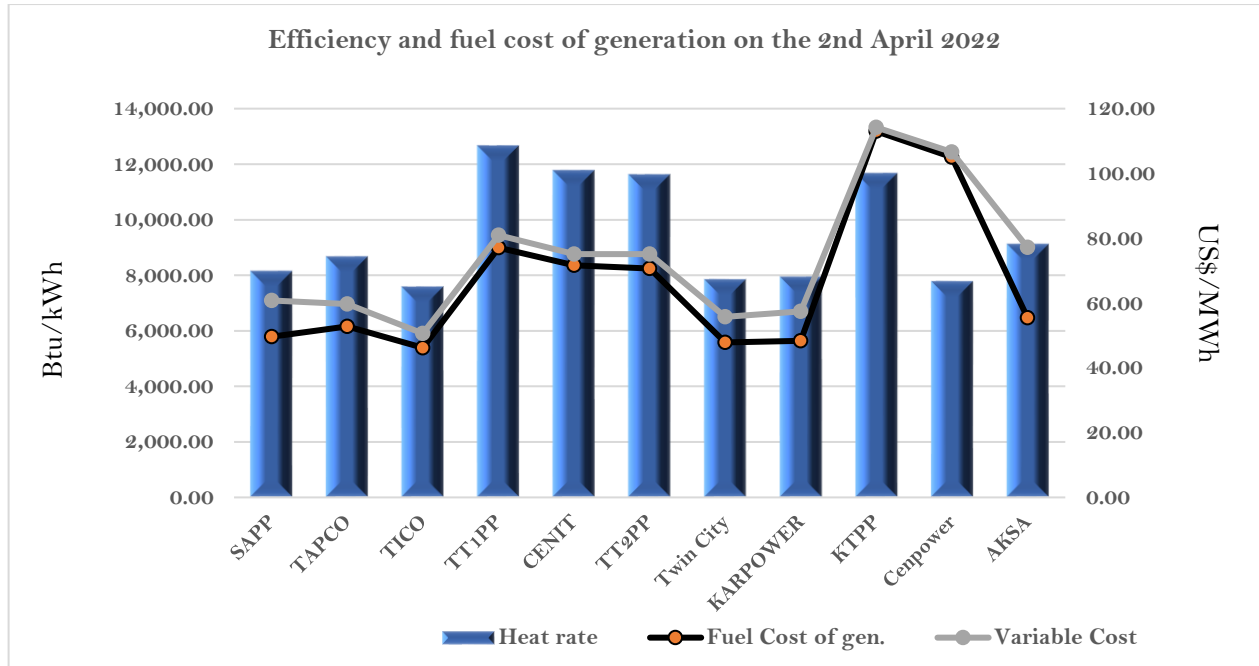


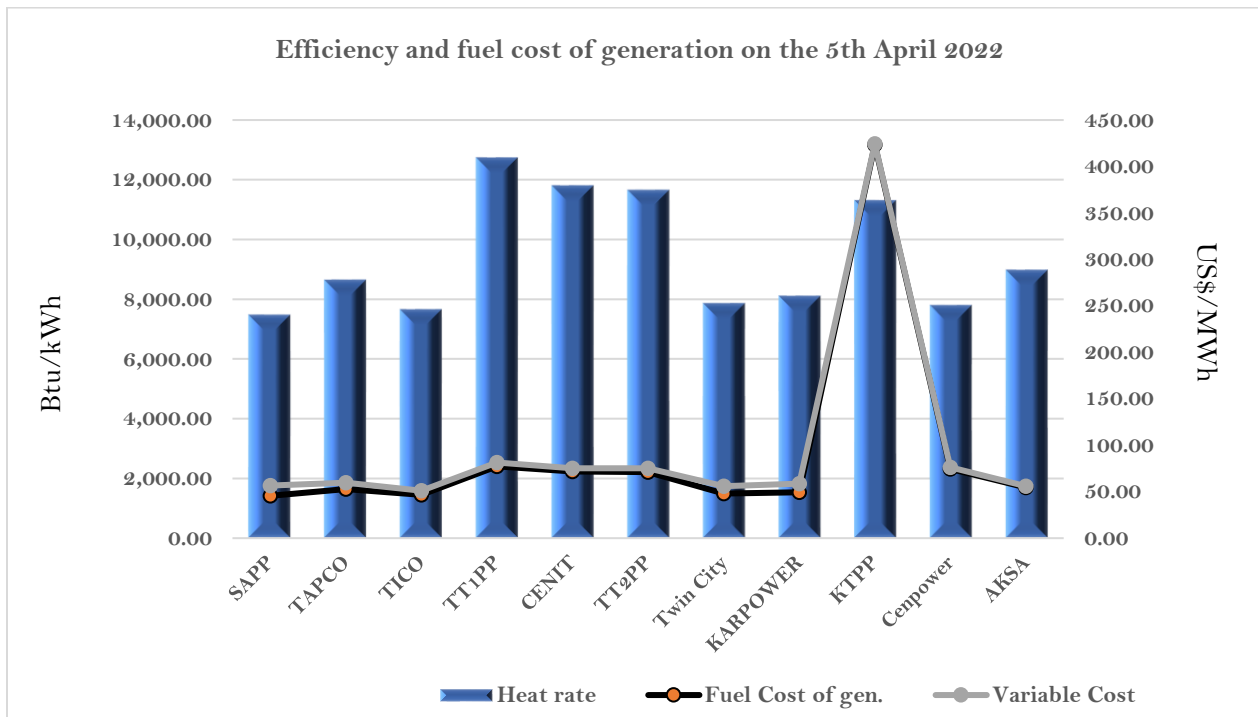
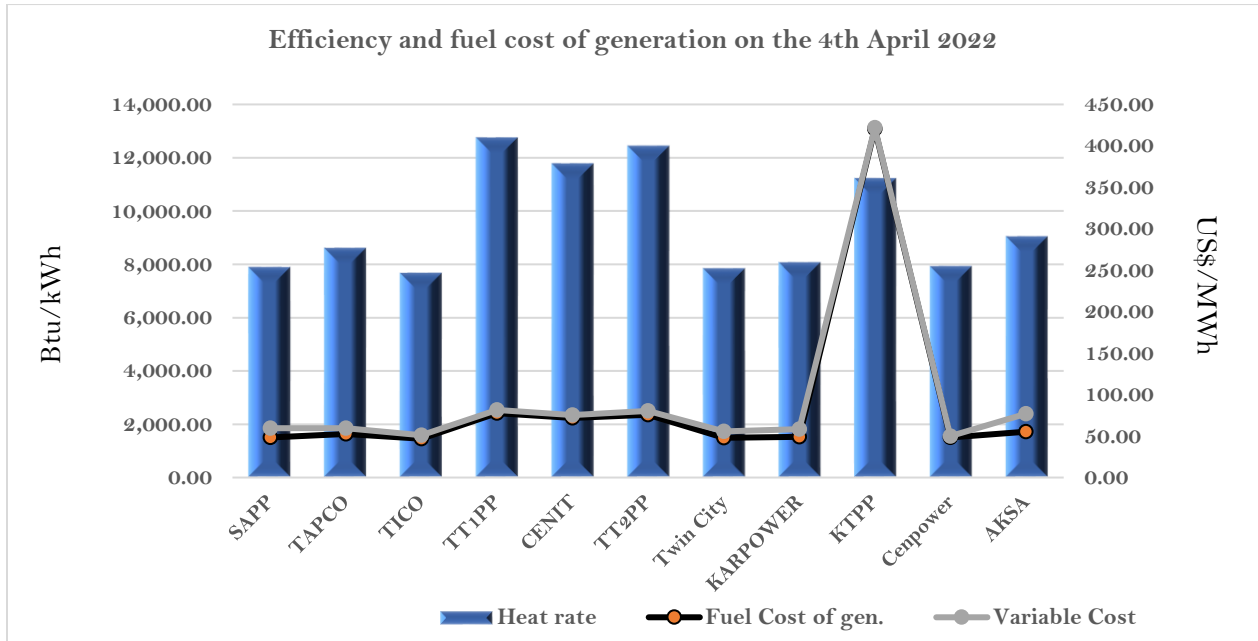
Power Plants	Power Plant generation (GWh)							Total
	1-Apr-22	2-Apr-22	3-Apr-22	4-Apr-22	5-Apr-22	6-Apr-22	7-Apr-22	
AKOSOMBO	15.51	18.27	16.98	17.89	19.35	16.40	16.41	120.81
KPONG	2.91	2.63	2.80	2.86	2.94	3.20	2.81	20.15
BUI	2.93	1.65	1.29	2.20	3.37	1.59	1.69	14.73
BUI Solar	0.24	0.14	0.16	0.23	0.28	0.20	0.26	1.52
VRA Kaleo	0.06	0.05	0.03	0.05	0.07	0.02	0.07	0.36
SEAP	12.53	12.29	12.37	9.68	8.37	8.21	9.84	73.29
TAPCO	7.30	7.31	7.27	7.32	7.30	7.42	7.38	51.30
TICO	3.77	3.78	3.81	3.76	3.77	3.02	3.36	25.27
TT1PP	2.58	2.58	2.55	2.56	2.55	2.58	2.59	17.99
CENIT	2.58	2.57	2.57	2.56	2.55	2.55	2.13	17.51
TT2PP	0.40	0.40	0.39	0.40	0.40	0.33	0.28	2.60
Amandi	4.58	4.60	4.59	4.60	4.60	4.68	4.68	32.32
KARPOWER	0.23	1.77	3.91	5.29	5.82	7.08	5.64	29.75
AMERI	0.00	0.00	0.00	0.00	0.00	0.00	0.00	0.00
KTPP	3.17	1.24	0.00	0.49	0.88	0.00	0.00	5.78
Cenpower	8.50	8.45	5.61	7.91	8.52	8.08	7.17	54.23
ARSA	0.32	0.32	0.34	0.31	0.16	0.36	0.32	2.14
Bridge Power	0.00	0.00	0.00	0.00	0.00	0.00	0.00	0.00
Import	0.07	0.08	0.22	0.06	0.00	0.05	0.06	0.54
<b>Total</b>	<b>67.67</b>	<b>68.14</b>	<b>64.90</b>	<b>68.18</b>	<b>70.93</b>	<b>65.78</b>	<b>64.68</b>	<b>470.28</b>



Date	System Peak Load (MW)	Ghana Peak Load (MW)	Supply (GWh)	Load Factor (%)
1-Apr-22	3,358.70	3,082.70	67.67	83.95
2-Apr-22	3,358.60	3,049.60	68.14	84.54
3-Apr-22	3,331.30	3,003.30	64.90	81.17
4-Apr-22	3,404.00	3,149.00	68.18	83.45
5-Apr-22	3,415.50	3,133.50	70.93	86.53
6-Apr-22	2,993.10	2,703.10	65.78	91.57
7-Apr-22	3,358.11	2,981.11	64.68	80.26

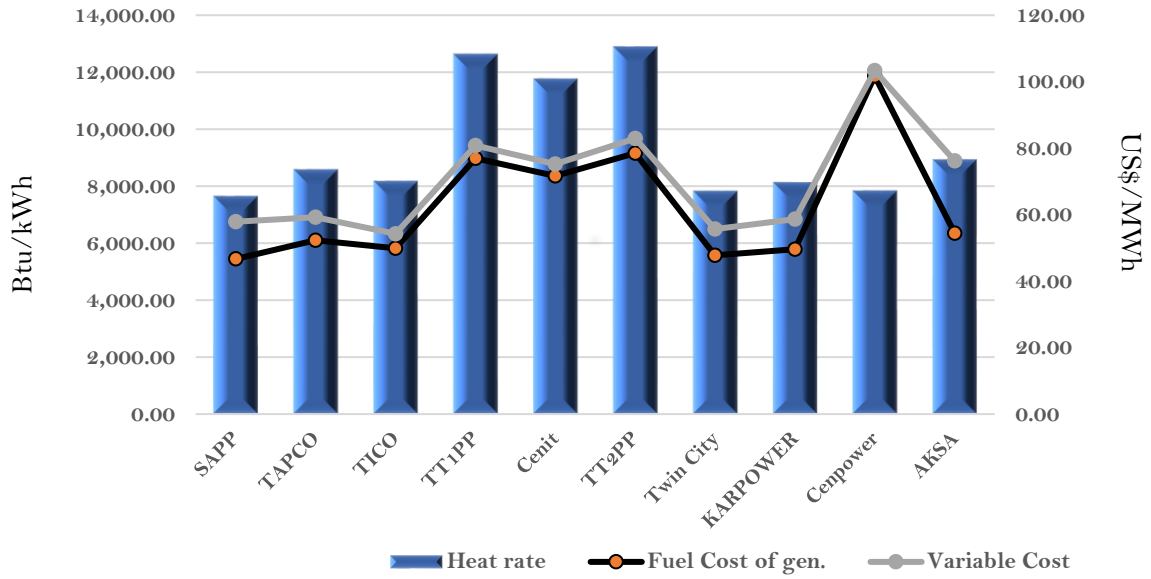




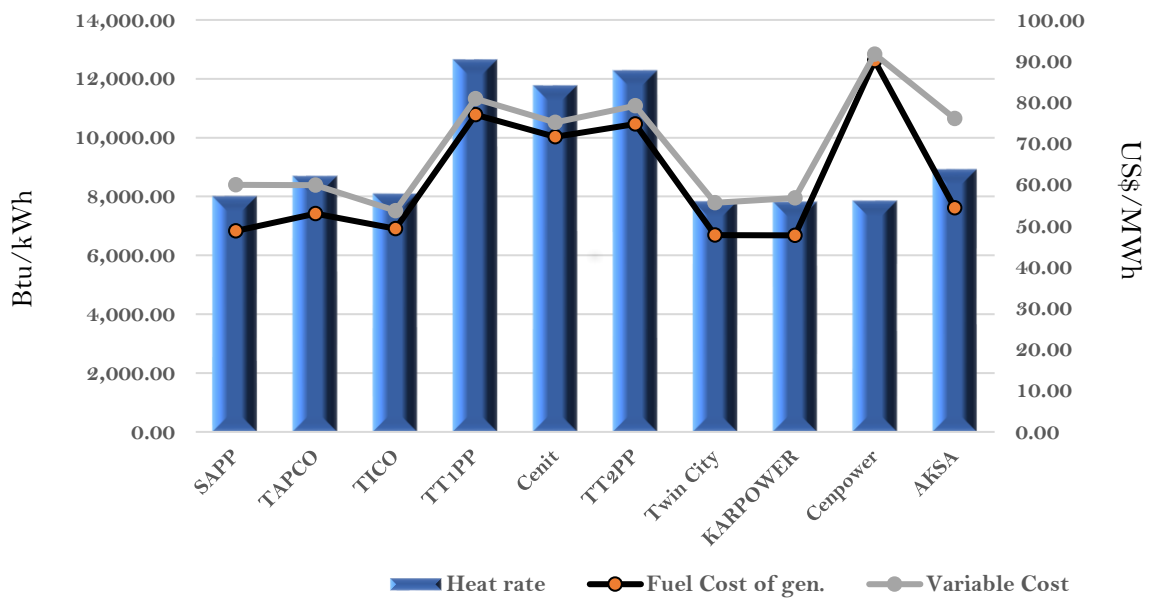




Efficiency and fuel cost of generation on the 6th April 2022



Efficiency and fuel cost of generation on the 7th April 2022



For any enquiries please contact the: EMOP Administrator, EMOP Secretariat, Energy Commission, Accra. Telephone: +233302908193; or email: [emop@energycom.gov.gh](mailto:emop@energycom.gov.gh)