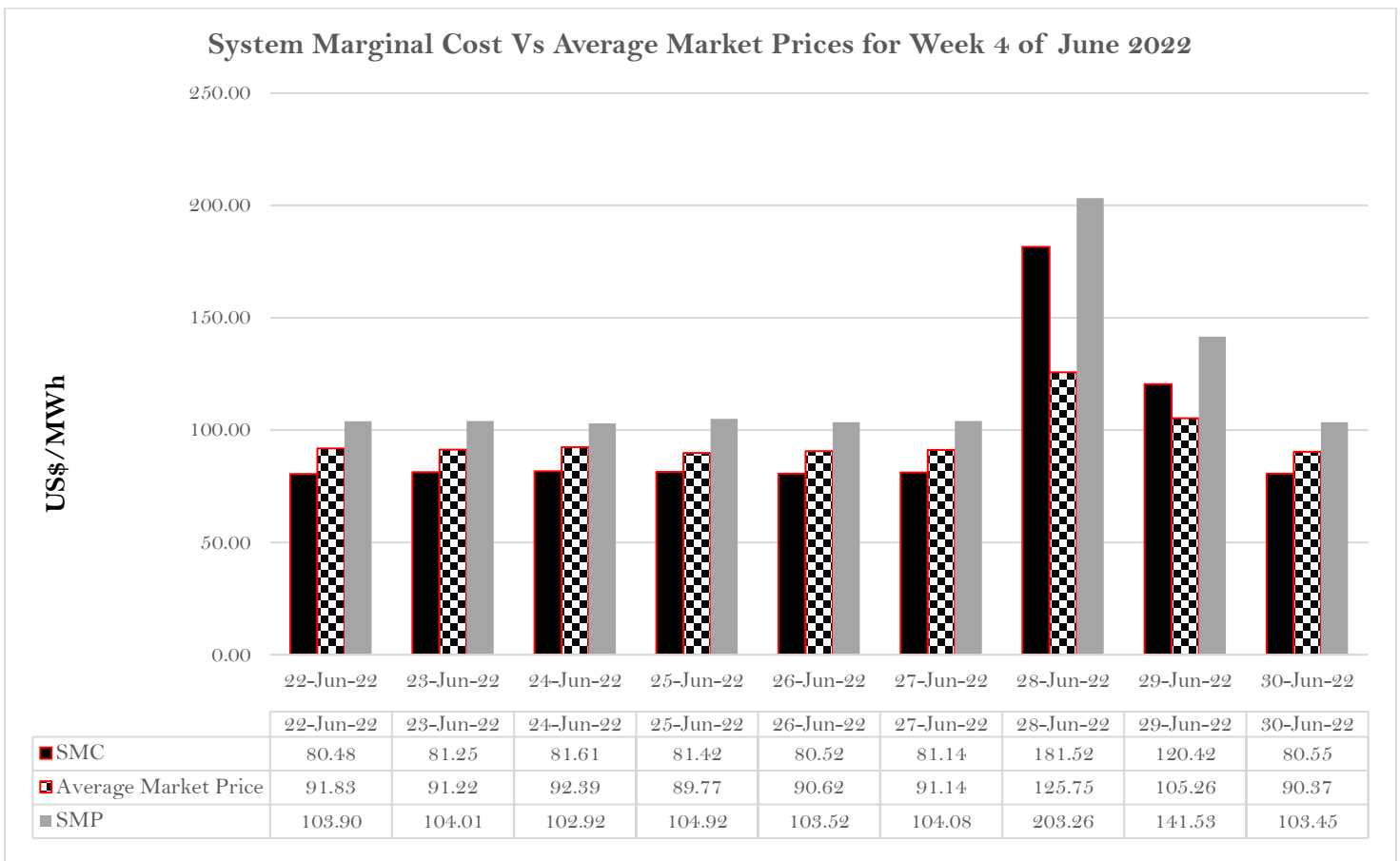
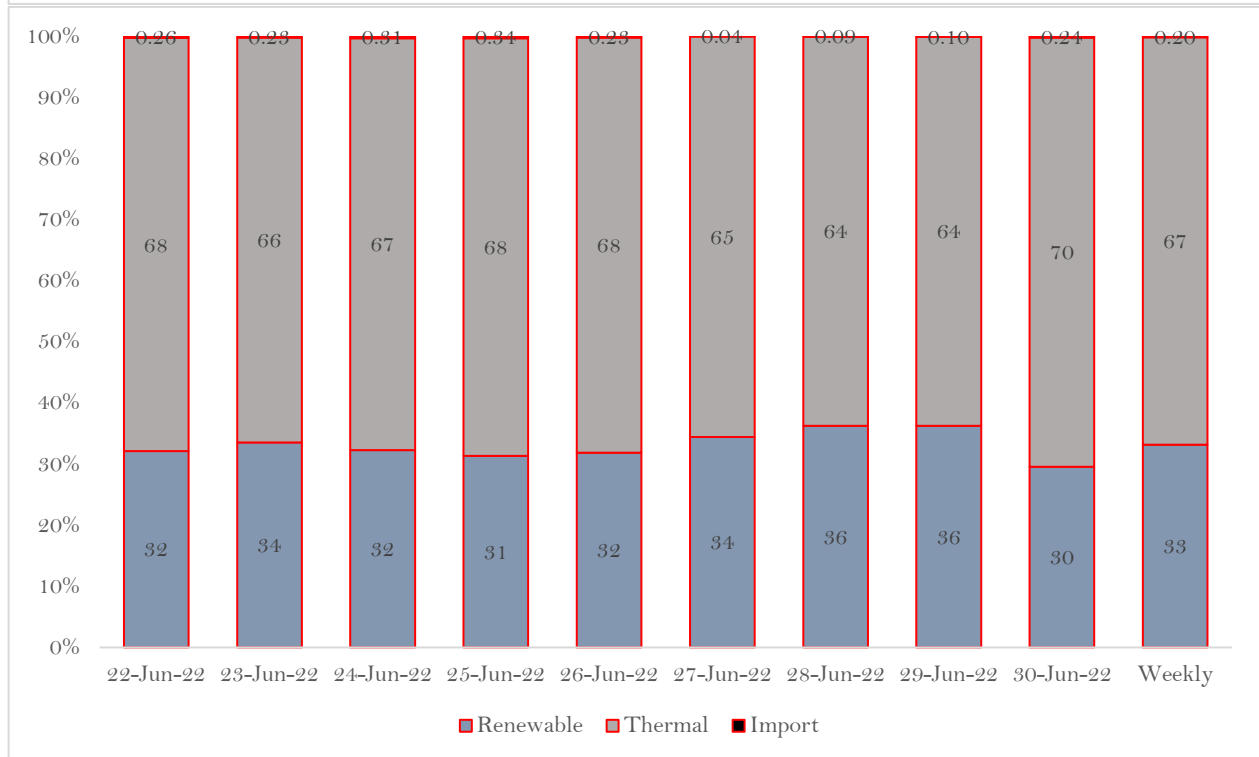
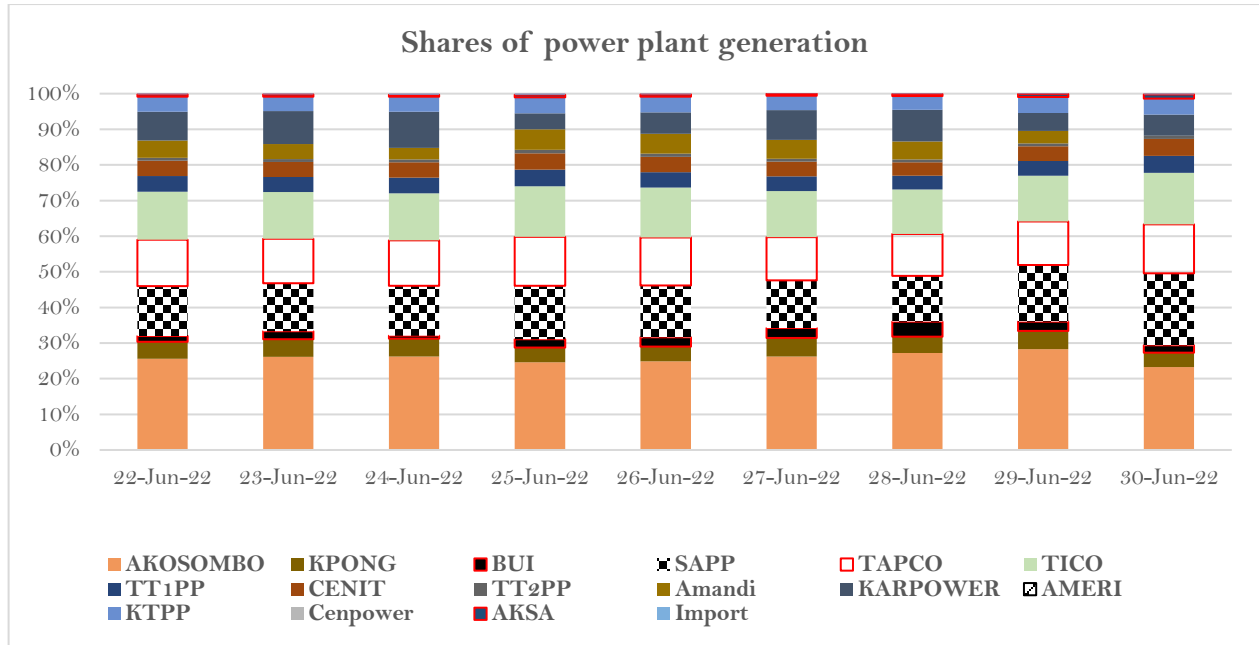


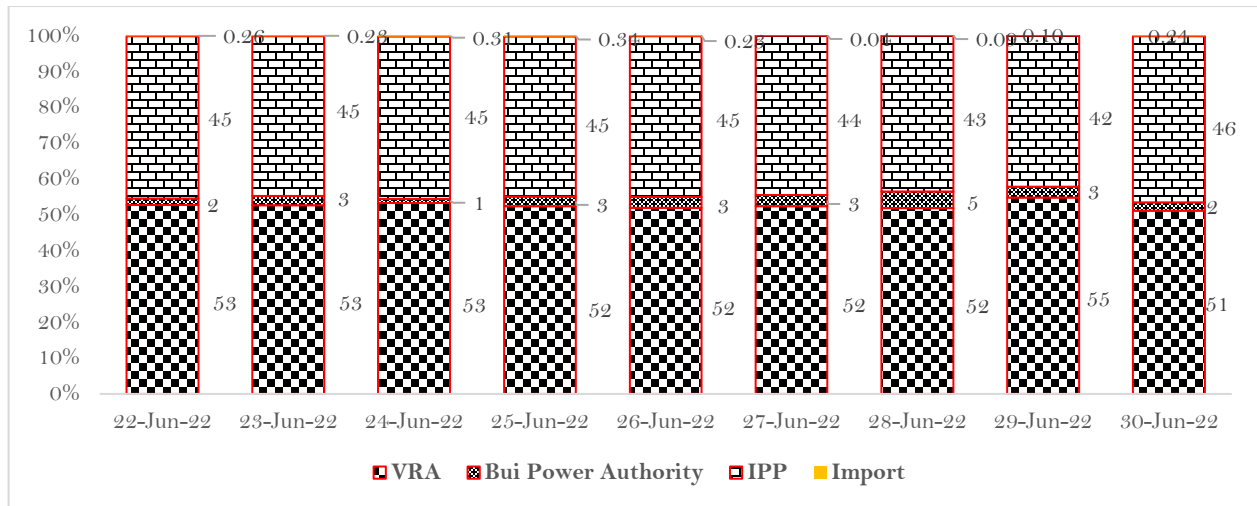


## WEEKLY WHOLESALE ELECTRICITY MARKET (WEM) STATISTICS

22<sup>nd</sup> June 2022 to 30<sup>th</sup> June 2022



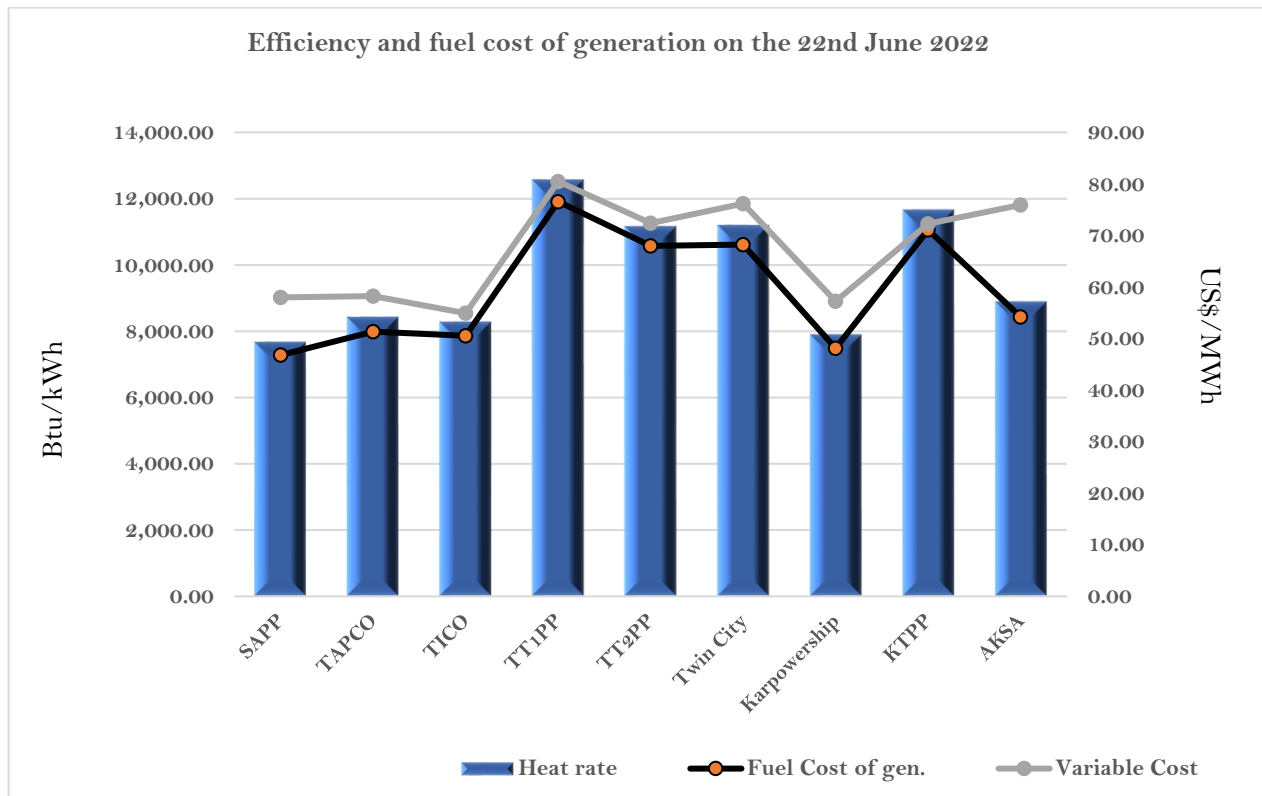


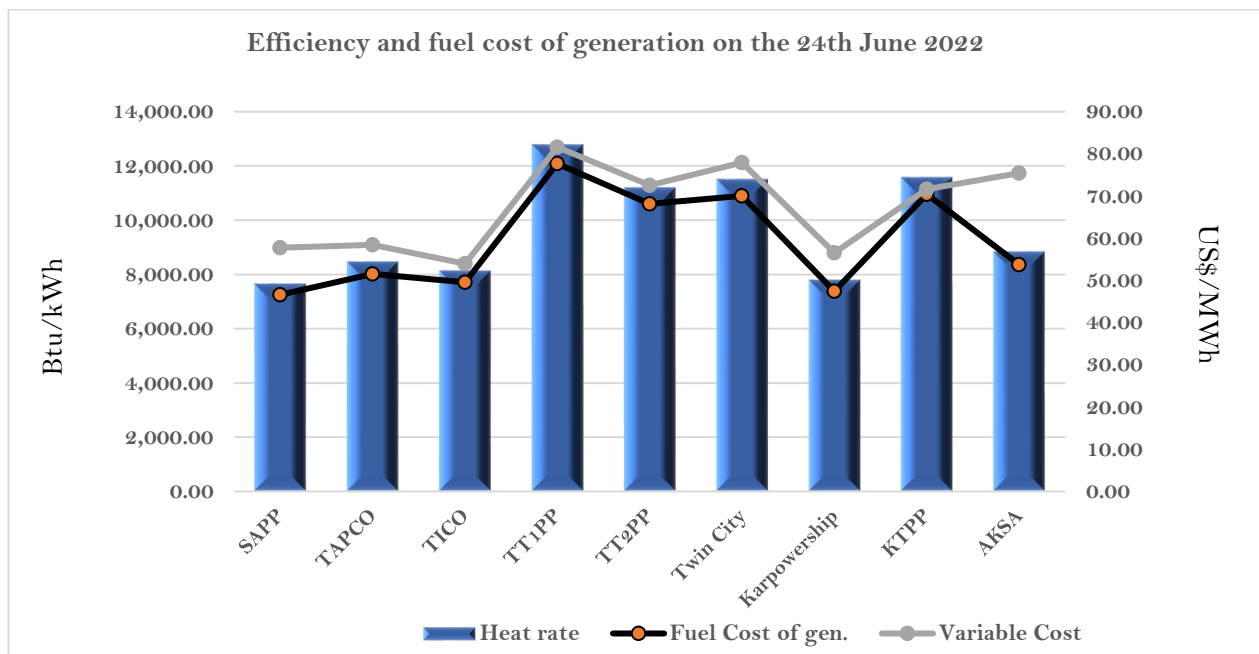
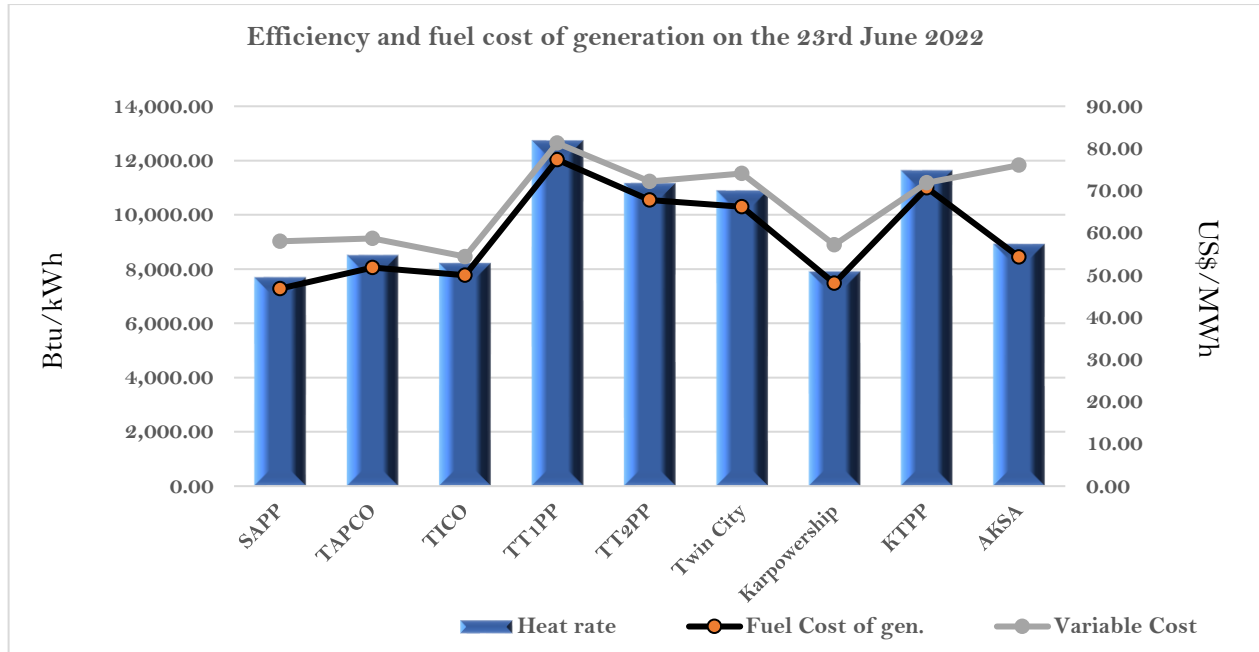


Power Plants	Power Plant Generation (GWh)									
	22-Jun-22	23-Jun-22	24-Jun-22	25-Jun-22	26-Jun-22	27-Jun-22	28-Jun-22	29-Jun-22	30-Jun-22	Total
AKOSOMBO	15.21	15.91	15.75	13.73	14.13	16.41	17.53	17.77	12.94	139.37
KPONG	2.83	3.00	3.03	2.31	2.37	3.26	2.95	3.22	2.27	25.24
BUI	0.92	1.34	0.50	1.30	1.47	1.74	2.75	1.65	1.14	12.82
BUI Solar	0.15	0.21	0.18	0.22	0.21	0.20	0.24	0.25	0.17	1.83
VRA Kaleo	0.04	0.06	0.07	0.05	0.06	0.04	0.06	0.04	0.05	0.49
SAPP	8.36	8.17	8.41	8.39	8.24	8.35	8.26	10.03	11.25	79.46
TAPCO	7.70	7.61	7.68	7.65	7.67	7.60	7.58	7.65	7.68	68.81
TICO	8.04	7.98	7.93	7.93	7.97	8.08	8.03	8.09	8.05	72.11
TT1PP	2.59	2.56	2.63	2.61	2.43	2.61	2.49	2.62	2.65	23.19
CENT	2.54	2.55	2.62	2.56	2.43	2.59	2.46	2.59	2.64	22.98
TT2PP	0.52	0.52	0.52	0.52	0.52	0.51	0.51	0.51	0.47	4.58
Amandi	2.85	2.55	1.90	3.22	3.18	3.30	3.27	2.20	0.00	22.48
KARPOWER	4.81	5.60	6.13	2.52	3.40	5.24	5.73	3.18	3.32	39.94
AMERI	0.00	0.00	0.00	0.00	0.00	0.00	0.00	0.00	0.00	0.00
KTPP	2.52	2.51	2.51	2.51	2.51	2.51	2.46	2.82	2.52	22.87
Cenpower	0.00	0.00	0.00	0.00	0.00	0.00	0.00	0.00	0.00	0.00
AKSA	0.34	0.35	0.33	0.36	0.34	0.35	0.38	0.50	0.63	3.58
Bridge Power	0.00	0.00	0.00	0.00	0.00	0.00	0.00	0.00	0.00	0.00
Import	0.16	0.14	0.19	0.19	0.13	0.03	0.06	0.06	0.13	1.09
<b>Total</b>	<b>59.58</b>	<b>61.04</b>	<b>60.38</b>	<b>56.07</b>	<b>57.06</b>	<b>62.83</b>	<b>64.77</b>	<b>63.19</b>	<b>55.91</b>	<b>540.84</b>



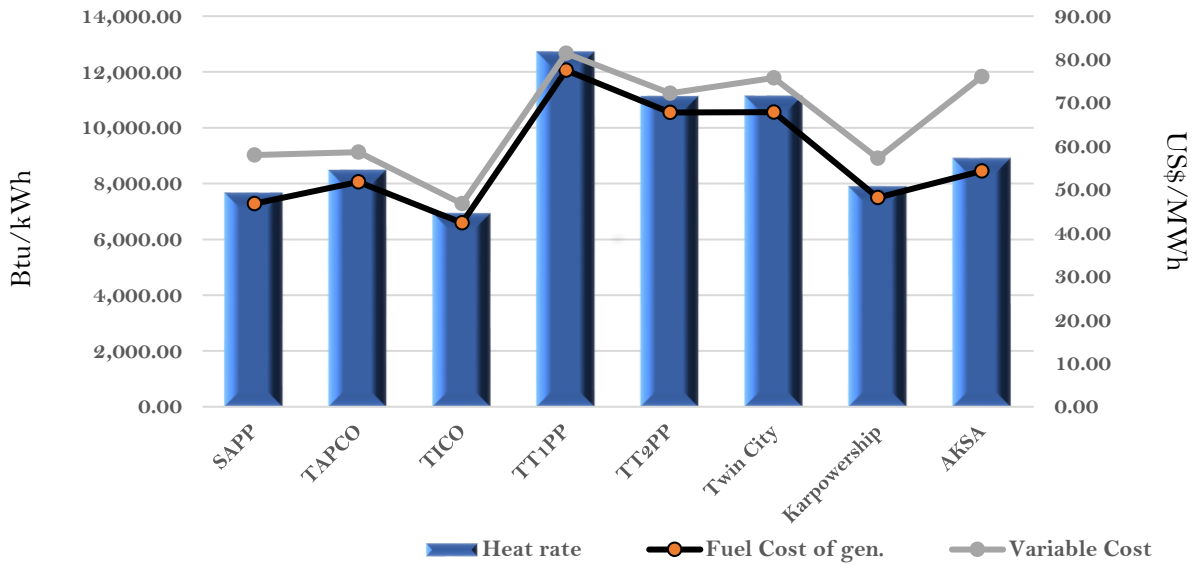
	System Peak Load (MW)	Ghana Peak Load (MW)	Supply (GWh)	Load Factor (%)
22-Jun-22	3,102.20	2,715.20	59.58	80.02
23-Jun-22	3,088.90	2,812.90	61.04	82.34
24-Jun-22	2,861.30	2,593.30	60.38	87.92
25-Jun-22	2,929.20	2,645.20	56.07	79.76
26-Jun-22	2,918.70	2,698.70	57.06	81.46
27-Jun-22	3,205.20	2,936.20	62.83	81.68
28-Jun-22	3,132.20	2,838.20	64.77	86.17
29-Jun-22	2,967.20	2,685.20	63.19	88.73
30-Jun-22	2,847.60	2,580.60	55.91	81.81



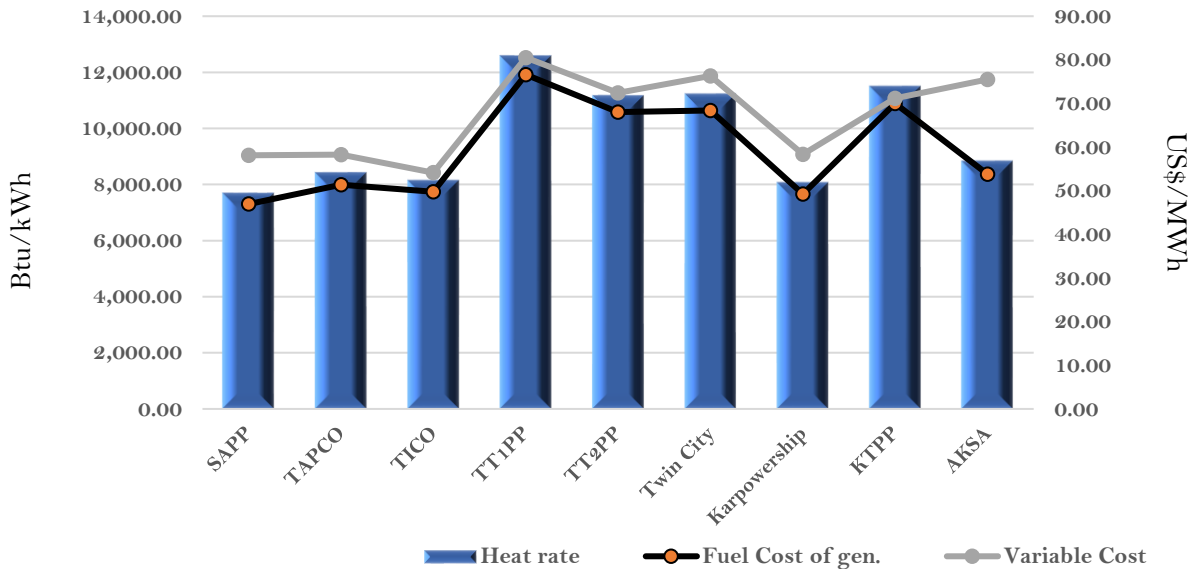




Efficiency and fuel cost of generation on the 25th June 2022

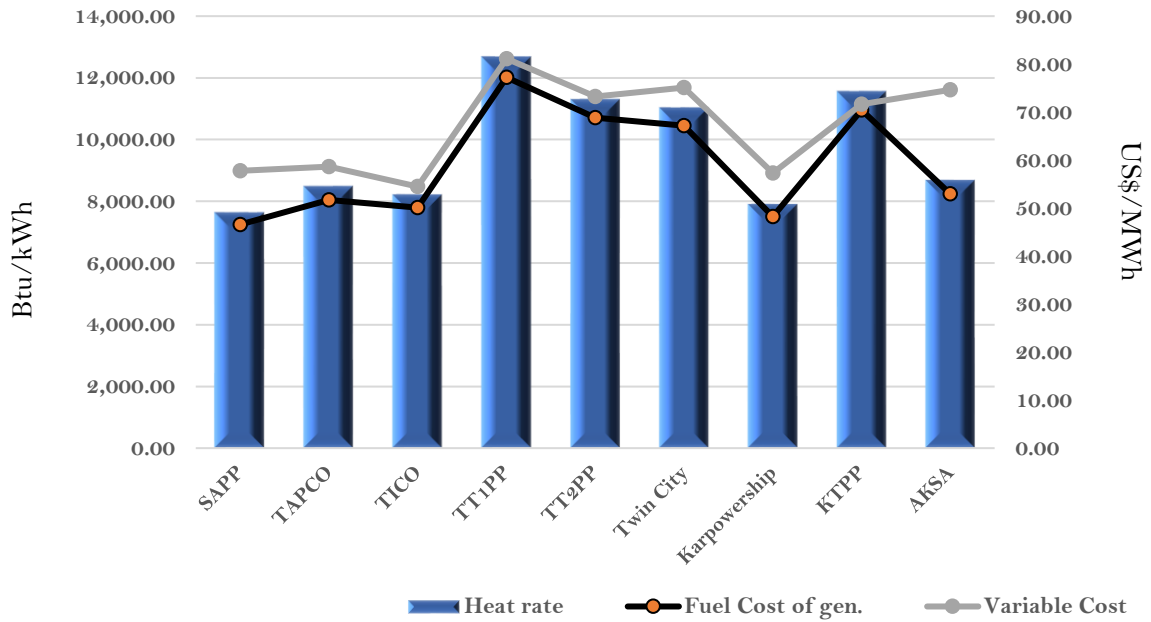


Efficiency and fuel cost of generation on the 26th June 2022

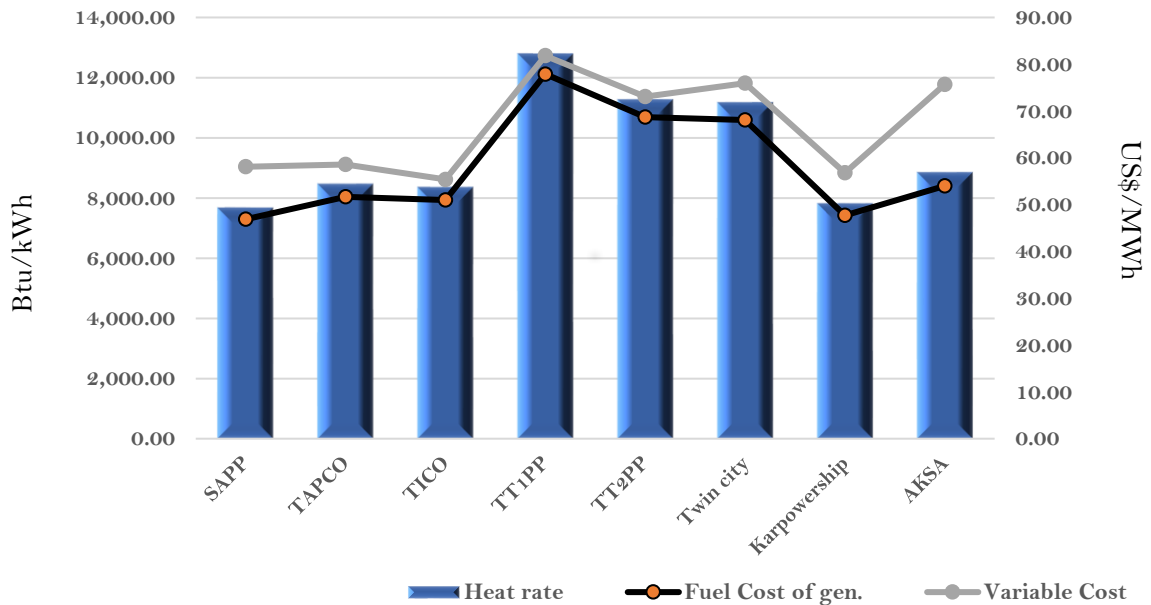




Efficiency and fuel cost of generation on the 27th June 2022

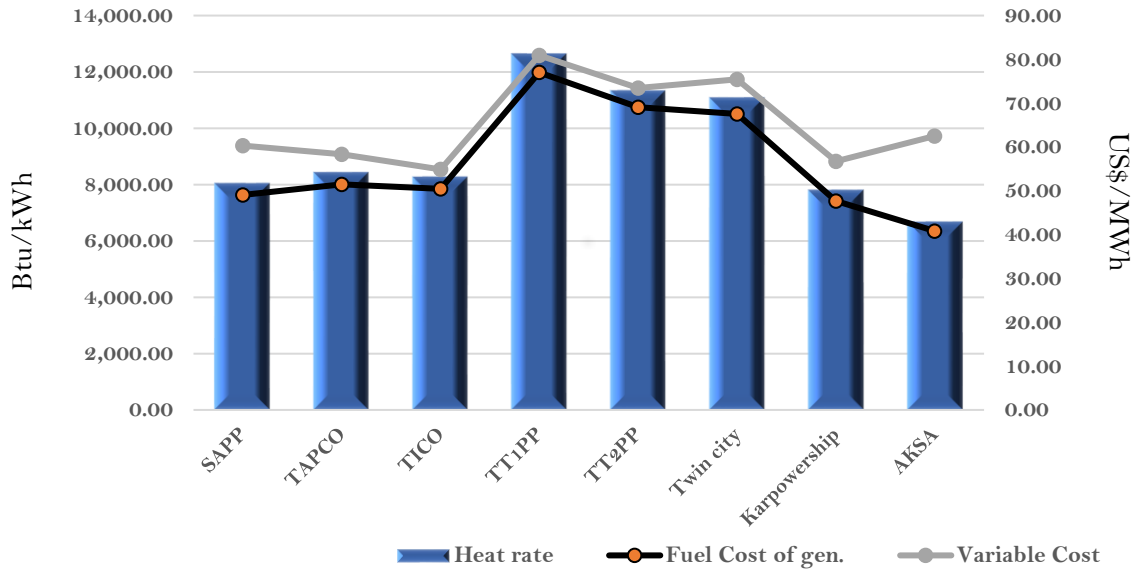


Efficiency and fuel cost of generation on the 28th June 2022

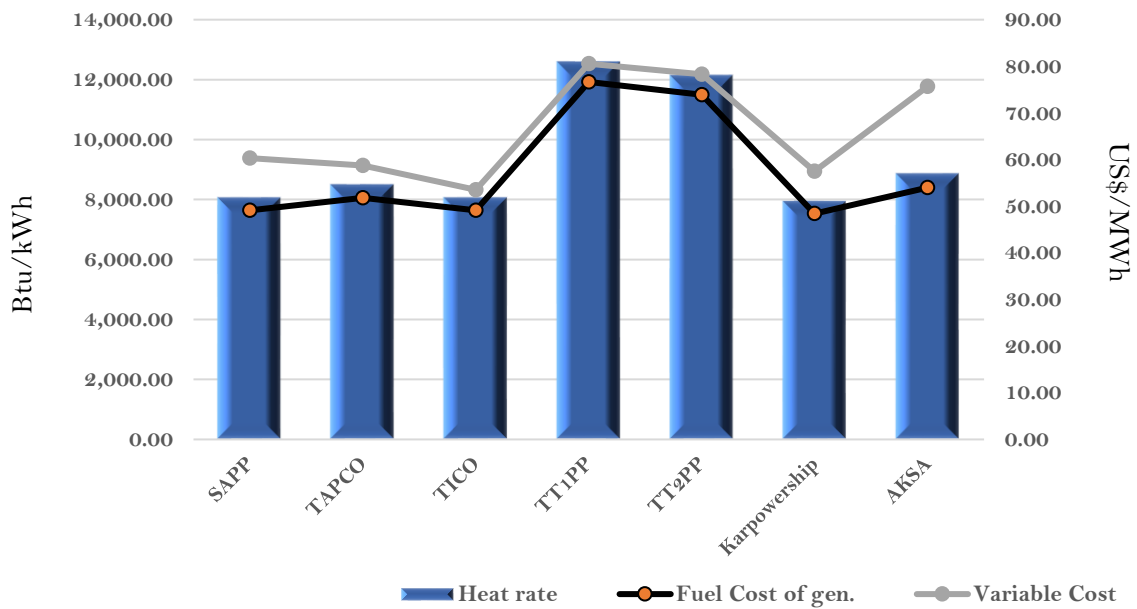




Efficiency and fuel cost of generation on the 29th June 2022



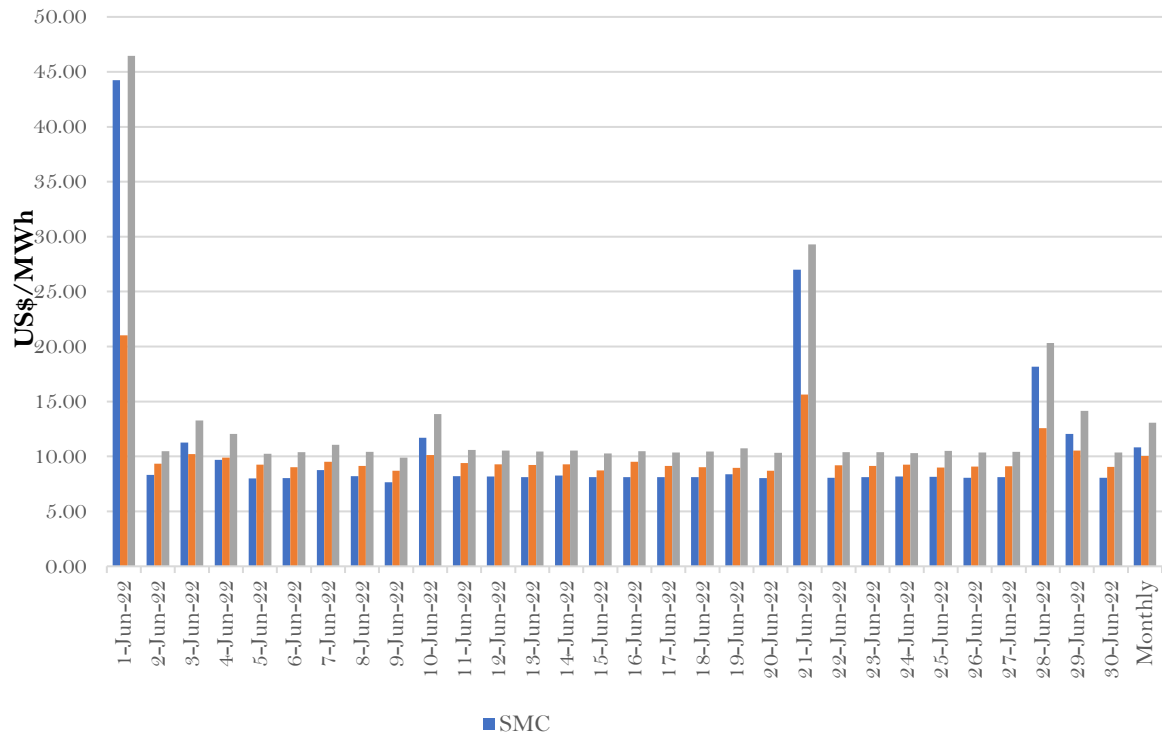
Efficiency and fuel cost of generation on the 30th June 2022







## Summary of Market Prices for June 2022



For any enquiries please contact the: EMOP Administrator, EMOP Secretariat, Energy Commission, Accra. Telephone: +233302908193; or email: [emop@energycom.gov.gh](mailto:emop@energycom.gov.gh)