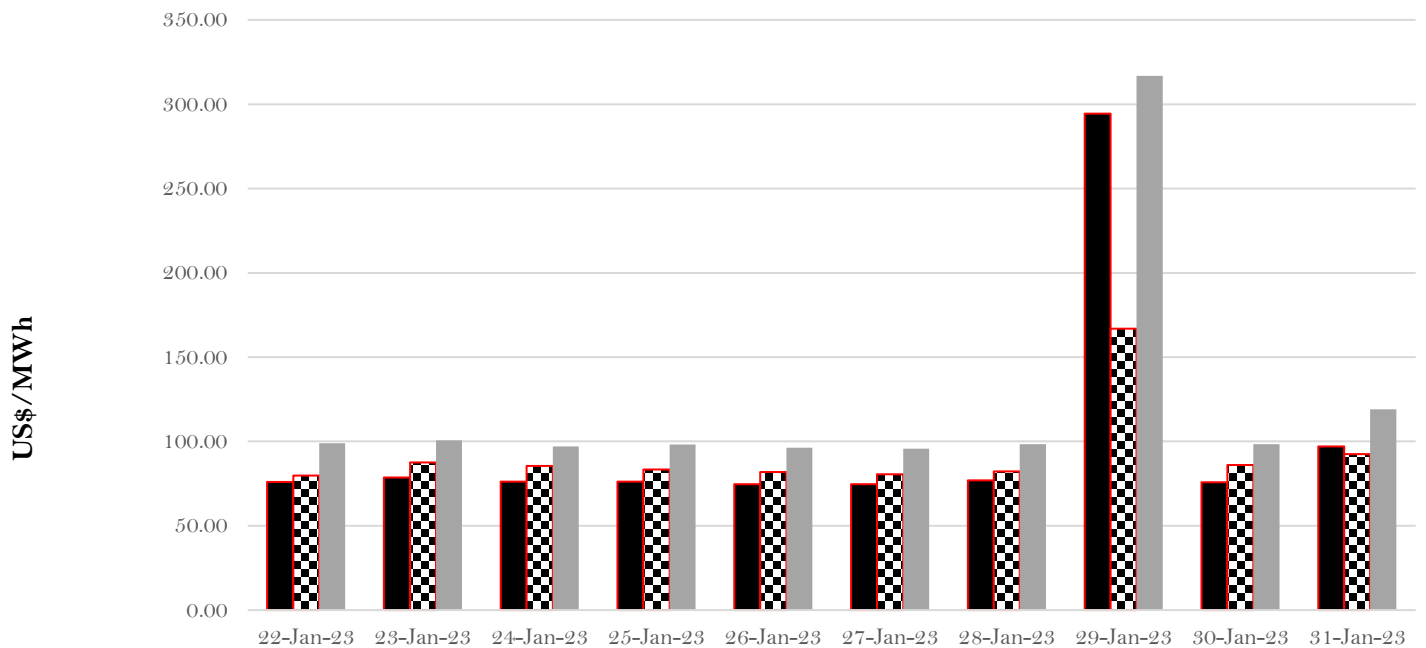




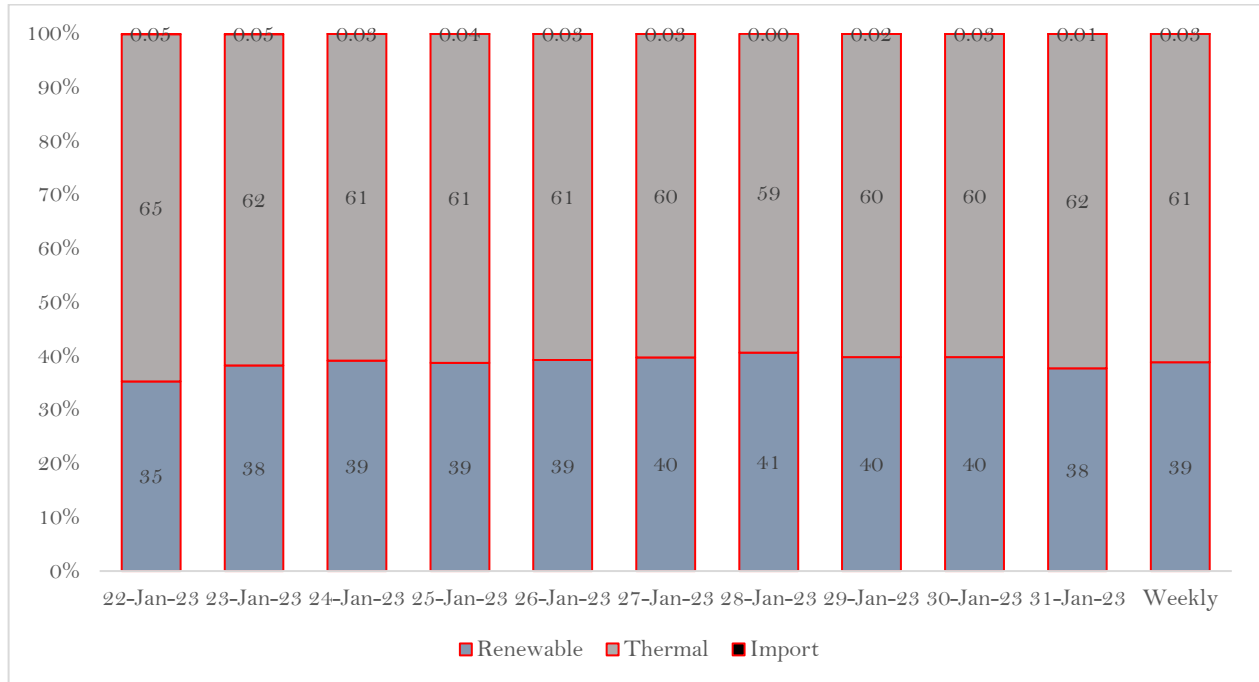
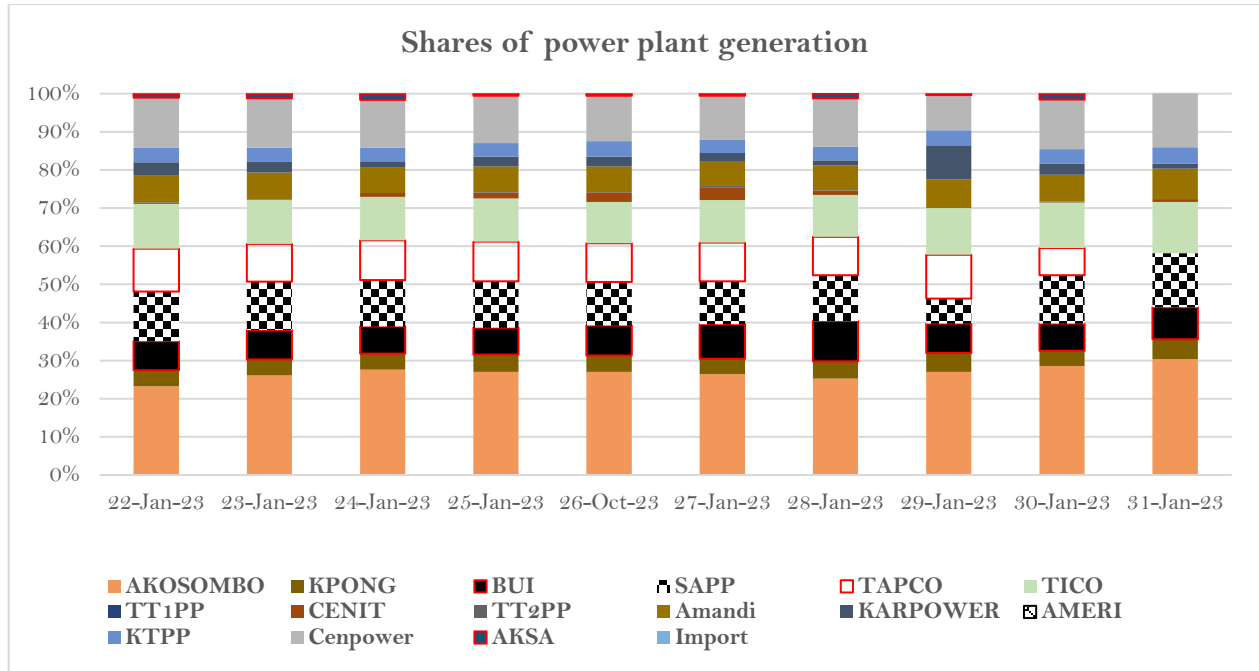
WEEKLY WHOLESALE ELECTRICITY MARKET (WEM) STATISTICS

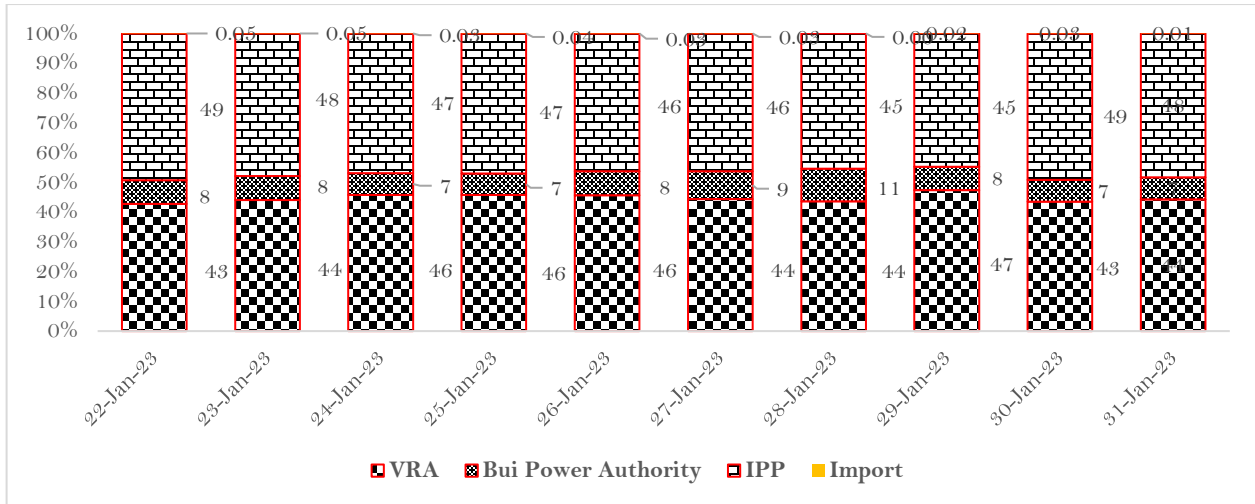
22nd January 2023 to 31st January 2023

System Marginal Cost Vs Average Market Prices for Week 4 of January 2023



	22-Jan-23	23-Jan-23	24-Jan-23	25-Jan-23	26-Jan-23	27-Jan-23	28-Jan-23	29-Jan-23	30-Jan-23	31-Jan-23
■ SMC	76.00	78.59	76.13	76.12	74.69	74.68	76.99	294.40	75.74	97.04
▣ Average Market Price	79.85	87.50	85.45	83.34	81.84	80.51	82.19	166.91	86.06	92.41
■ SMP	98.87	100.64	97.08	98.12	96.25	95.66	98.45	316.82	98.34	119.01

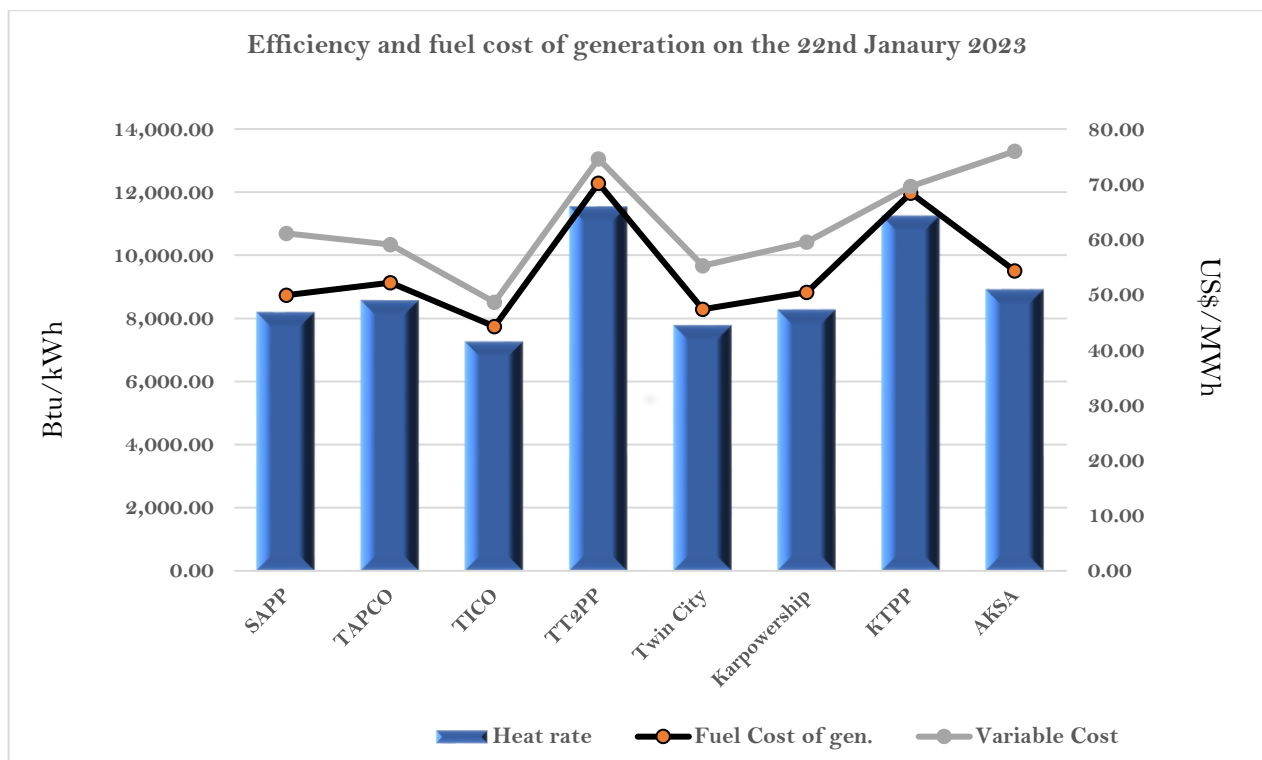


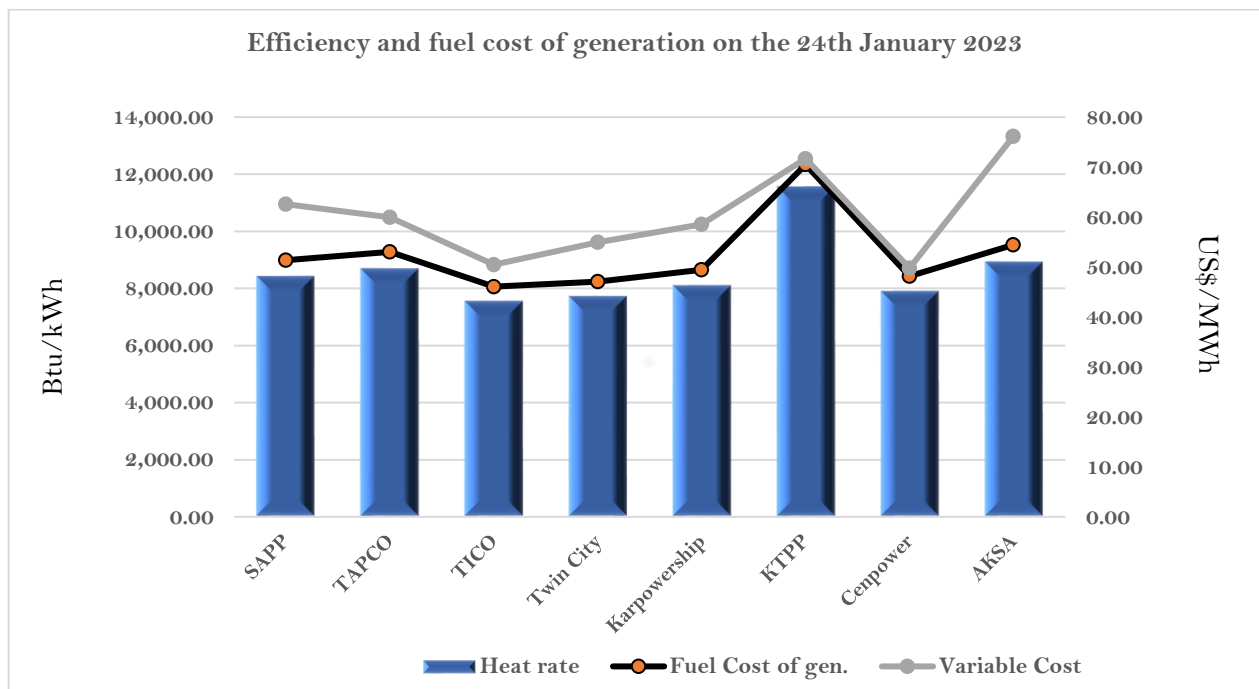
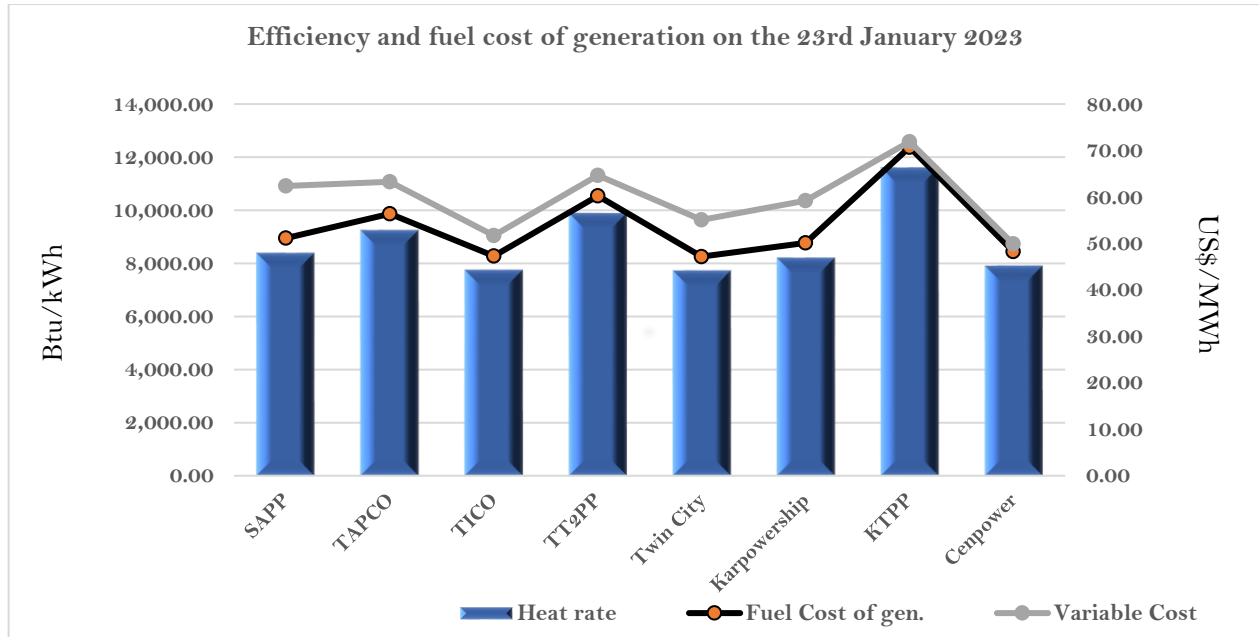


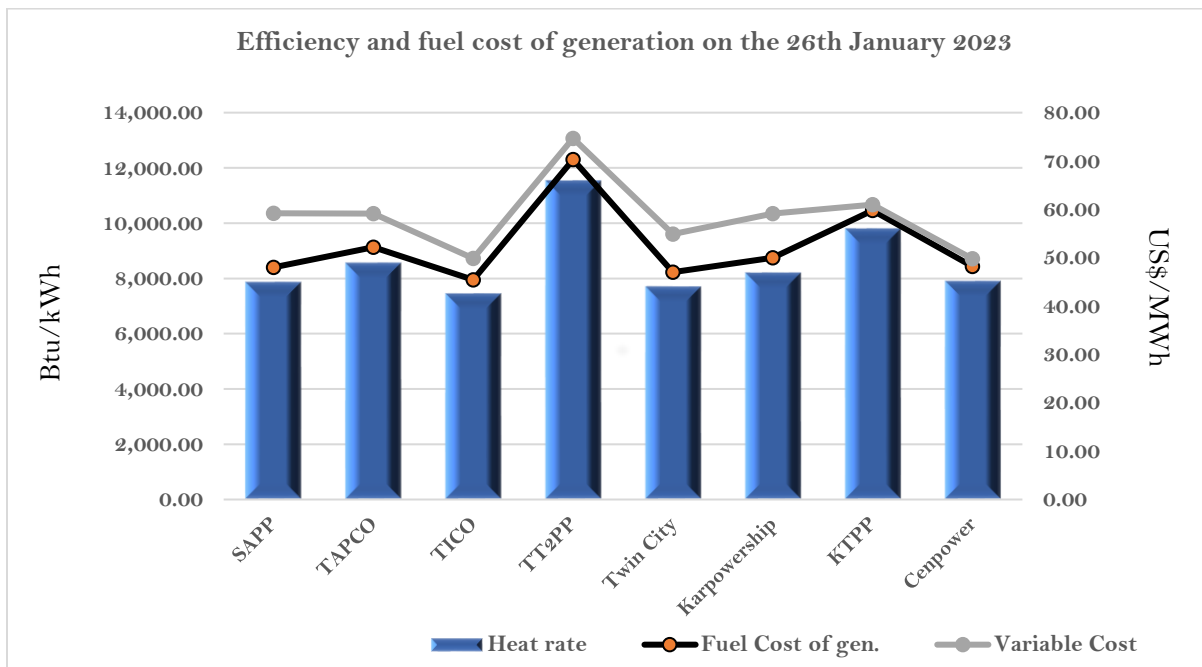
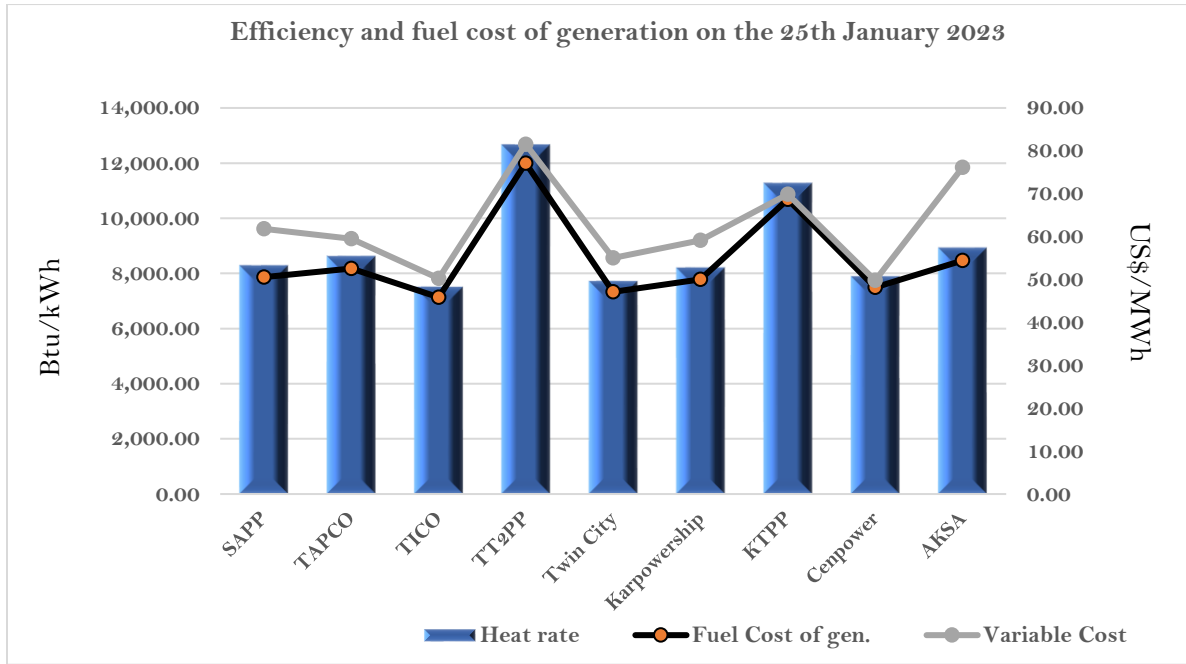
Power Plants	Power Plant Generation (GWh)										
	22-Jan-23	23-Jan-23	24-Jan-23	25-Jan-23	26-Jan-23	27-Jan-23	28-Jan-23	29-Jan-23	30-Jan-23	31-Jan-23	Total
AKOSOMBO	15.09	17.30	19.00	18.66	19.34	18.87	17.21	17.15	18.84	17.84	179.30
KPONG	2.77	2.80	2.87	3.17	3.09	2.85	3.04	3.14	2.62	3.06	29.40
BUI	4.92	5.13	4.89	4.88	5.64	6.44	7.22	4.87	4.71	4.90	53.59
BUI Solar	0.24	0.22	0.18	0.13	0.13	0.27	0.26	0.13	0.13	0.23	1.92
VRA Kaleo	0.04	0.05	0.05	0.05	0.06	0.06	0.06	0.06	0.05	0.05	0.53
SAPP	8.49	8.39	8.36	8.37	8.19	8.02	8.11	4.17	8.36	8.33	78.79
TAPCO	7.26	6.57	7.12	7.19	7.24	7.27	6.87	7.28	4.69	6.96	68.45
TICO	7.66	7.59	7.85	7.83	7.78	7.90	7.48	7.75	7.91	7.88	77.63
TT1PP	0.00	0.00	0.00	0.00	0.00	0.00	0.00	0.00	0.00	0.00	0.00
CENIT	0.00	0.00	0.65	1.01	1.77	2.39	0.69	0.00	0.02	0.43	6.96
TT2PP	0.24	0.12	0.00	0.13	0.24	0.24	0.14	0.00	0.07	0.13	1.31
Amandi	4.64	4.65	4.66	4.64	4.64	4.68	4.39	4.71	4.69	4.67	46.37
KARPOWER	2.18	1.87	1.08	1.79	1.90	1.49	0.91	5.72	1.91	0.80	19.64
AMERI	0.00	0.00	0.00	0.00	0.00	0.00	0.00	0.00	0.00	0.00	0.00
KTPP	2.49	2.48	2.49	2.48	2.85	2.46	2.48	2.48	2.49	2.49	25.19
Cenpower	8.54	8.57	8.58	8.55	8.55	8.25	8.56	5.85	8.59	8.24	82.28
AKSA	0.64	0.77	1.08	0.35	0.36	0.37	0.85	0.23	0.99	3.00	8.64
Bridge Power	0.00	0.00	0.00	0.00	0.00	0.00	0.00	0.00	0.00	0.00	0.00
Import	0.03	0.03	0.02	0.03	0.02	0.02	0.00	0.01	0.02	0.01	0.18
Total	65.23	66.54	68.87	69.24	71.79	71.58	68.27	63.55	66.09	69.00	680.16



	System Peak Load (MW)	Ghana Peak Load (MW)	Supply (GWh)	Load Factor (%)
22-Jan-23	3,428.90	3,104.90	65.23	79.26
23-Jan-23	3,370.82	2,995.82	66.54	82.25
24-Jan-23	3,315.00	3,012.00	68.87	86.57
25-Jan-23	3,499.84	3,108.84	69.24	82.43
26-Jan-23	3,557.38	3,161.38	71.79	84.09
27-Jan-23	3,450.30	3,095.30	71.58	86.44
28-Jan-23	3,366.00	2,975.00	68.27	84.51
29-Jan-23	3,274.40	2,973.40	63.55	80.87
30-Jan-23	3,432.20	3,106.20	66.09	80.23
31-Jan-23	3,485.20	3,092.20	69.00	82.50

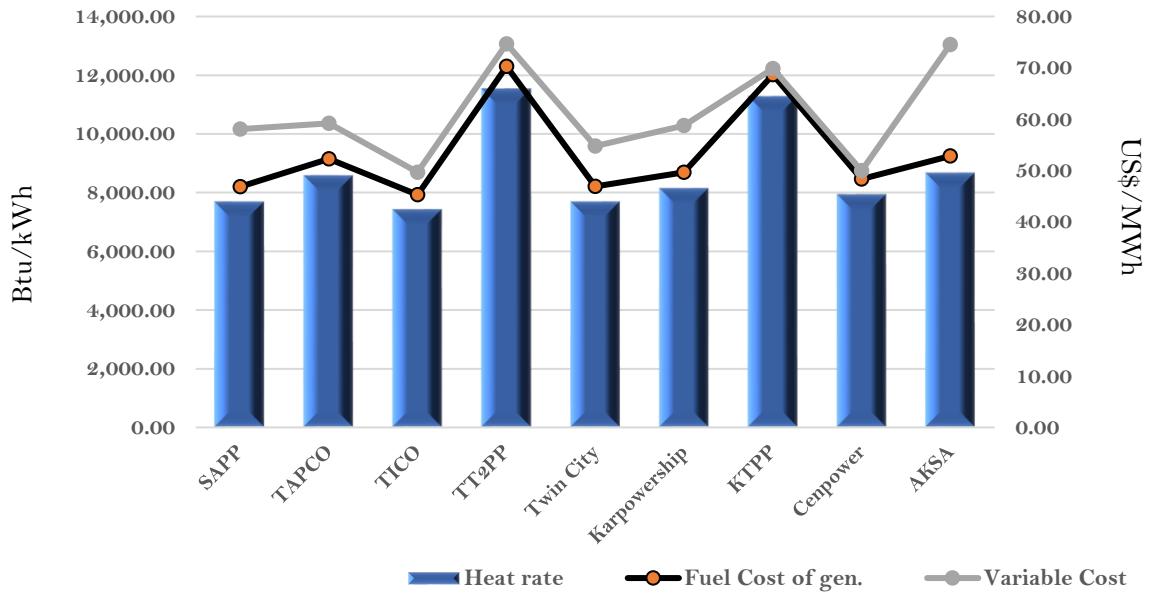




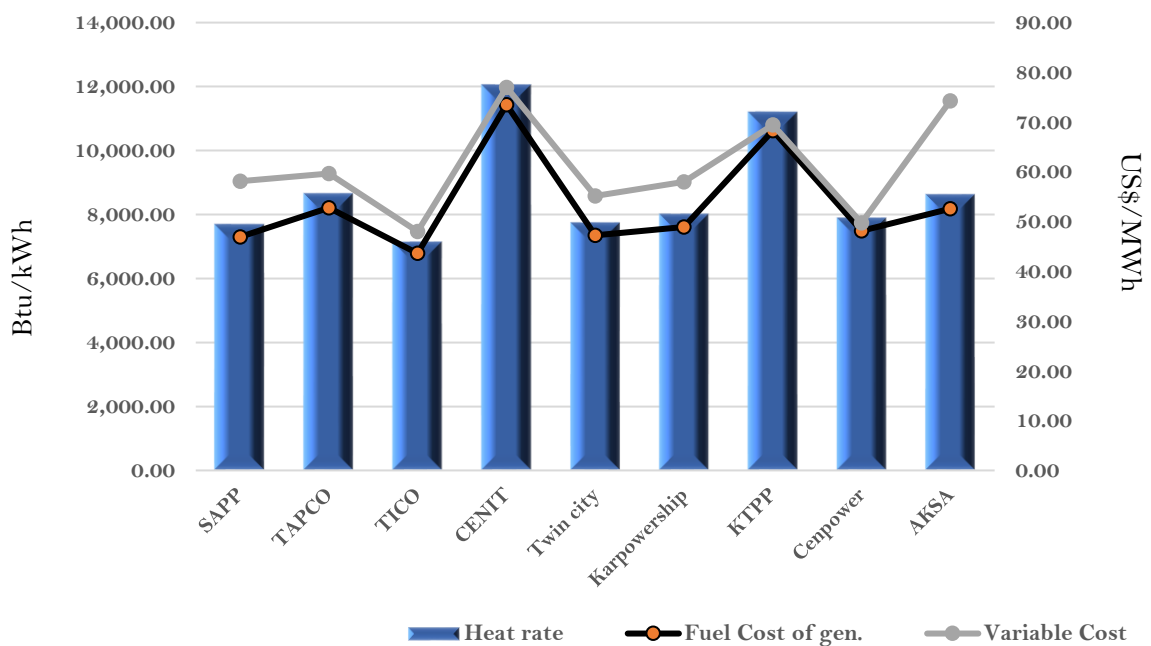




Efficiency and fuel cost of generation on the 27th January 2023

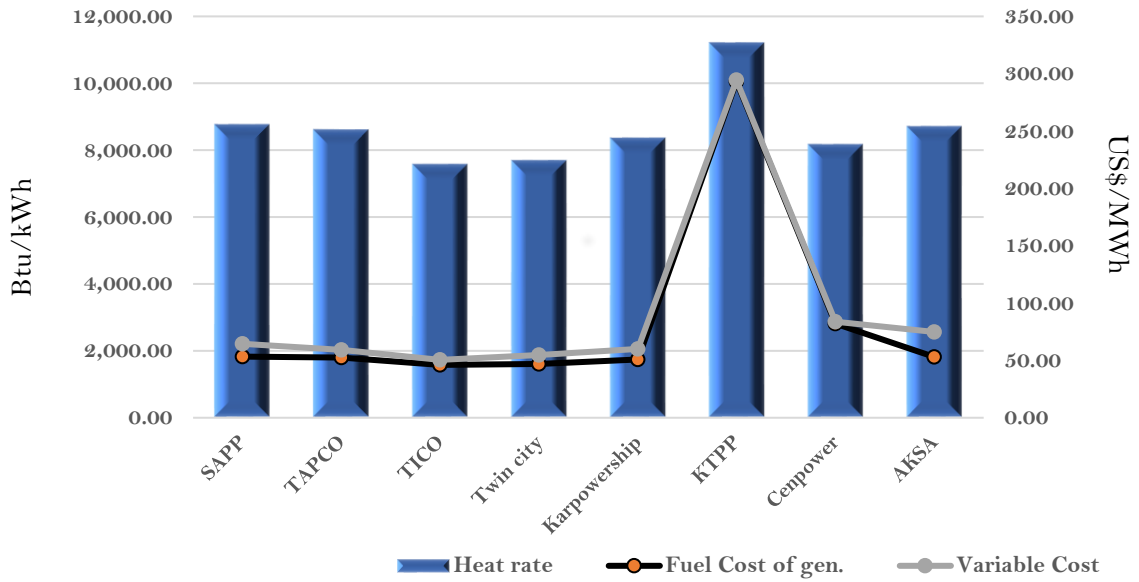


Efficiency and fuel cost of generation on the 28th January 2023

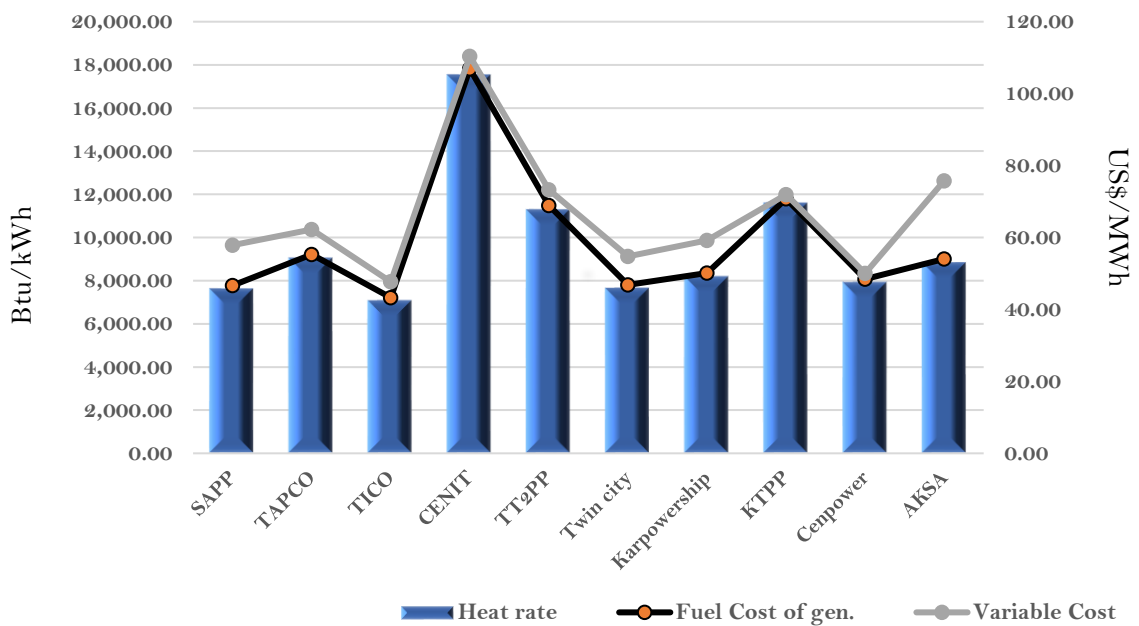


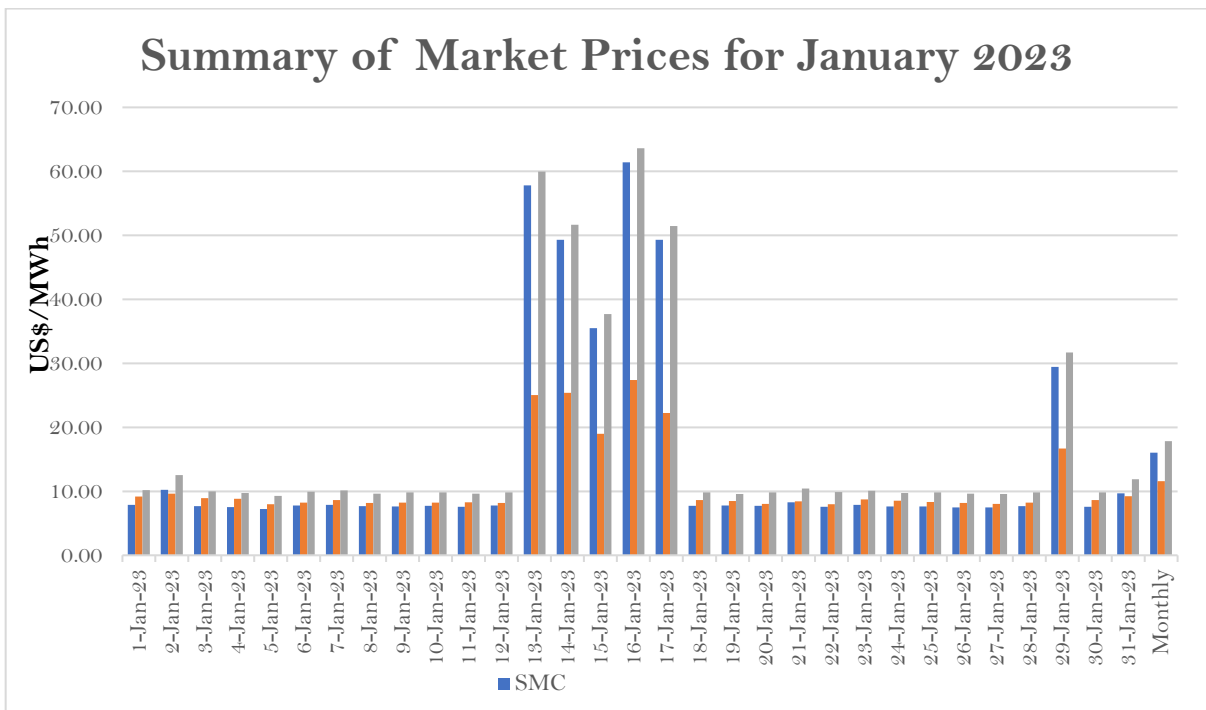
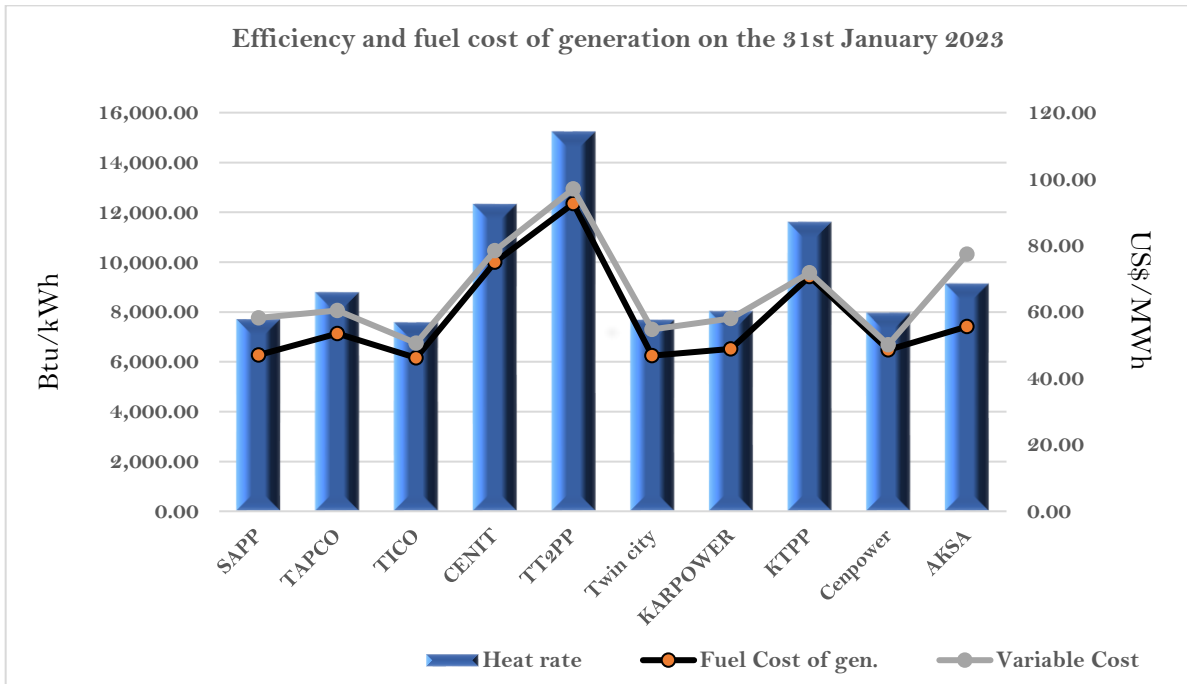


Efficiency and fuel cost of generation on the 29th January 2023



Efficiency and fuel cost of generation on the 30th January 2023





For any enquiries please contact the: EMOP Administrator, EMOP Secretariat, Energy Commission, Accra. Telephone: +233302908193; or email: emop@energycom.gov.gh