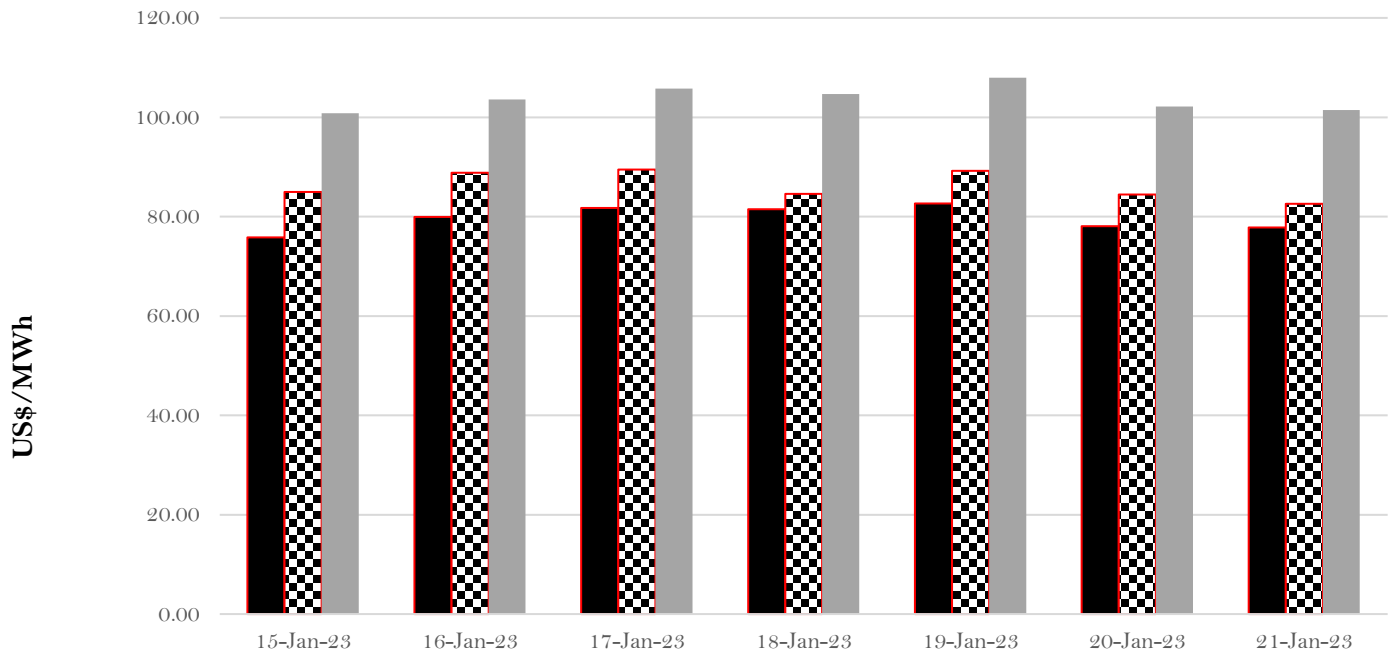




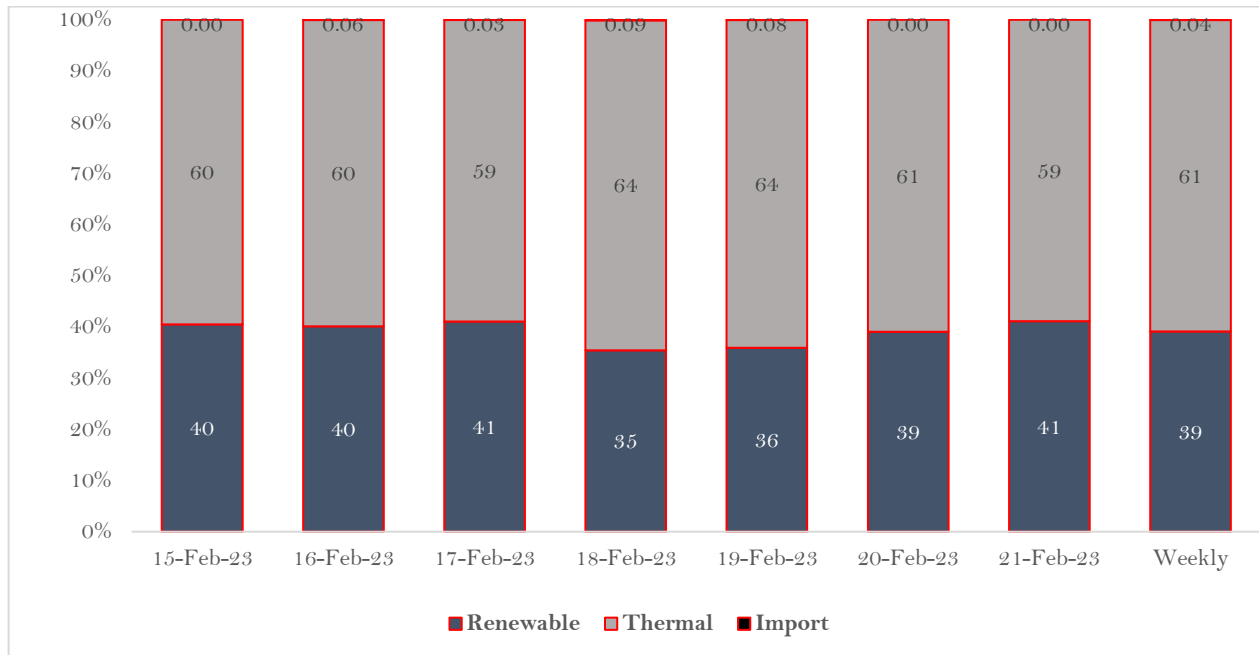
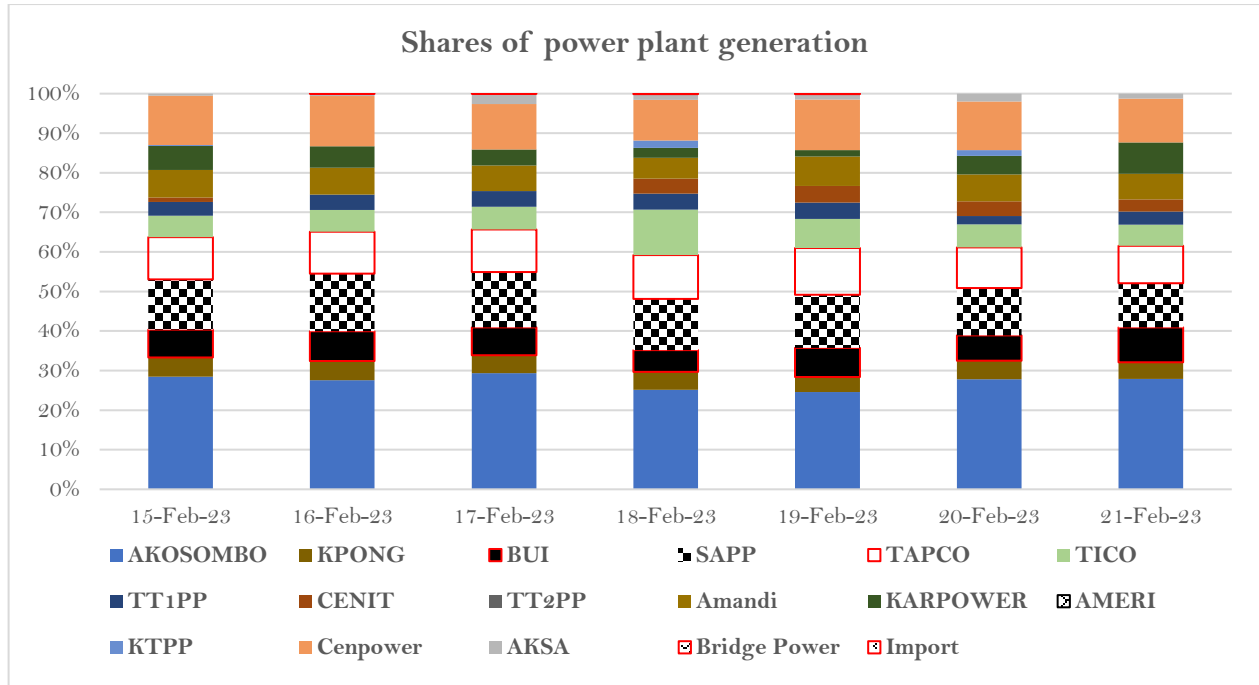
## WEEKLY WHOLESALE ELECTRICITY MARKET (WEM) STATISTICS

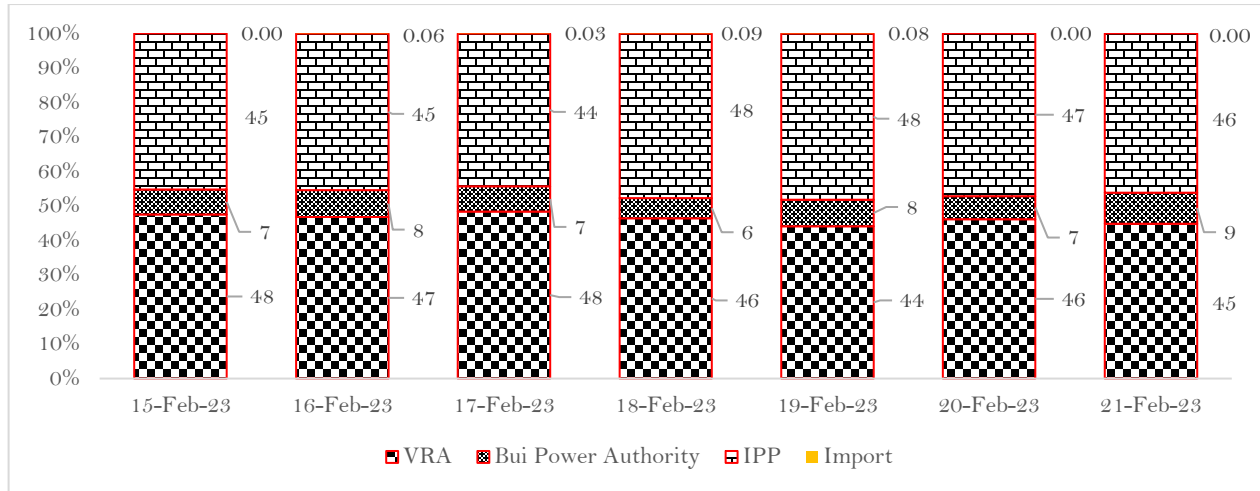
15<sup>th</sup> February 2023 to 21<sup>st</sup> February 2023

**System Marginal Cost Vs Average Market Prices for Week 3 of February 2023**



	15-Jan-23	16-Jan-23	17-Jan-23	18-Jan-23	19-Jan-23	20-Jan-23	21-Jan-23
■ SMC	75.81	79.93	81.76	81.47	82.63	78.07	77.81
▣ Average Market Price	84.99	88.82	89.46	84.59	89.24	84.48	82.58
■ SMP	100.81	103.58	105.79	104.70	107.94	102.19	101.44

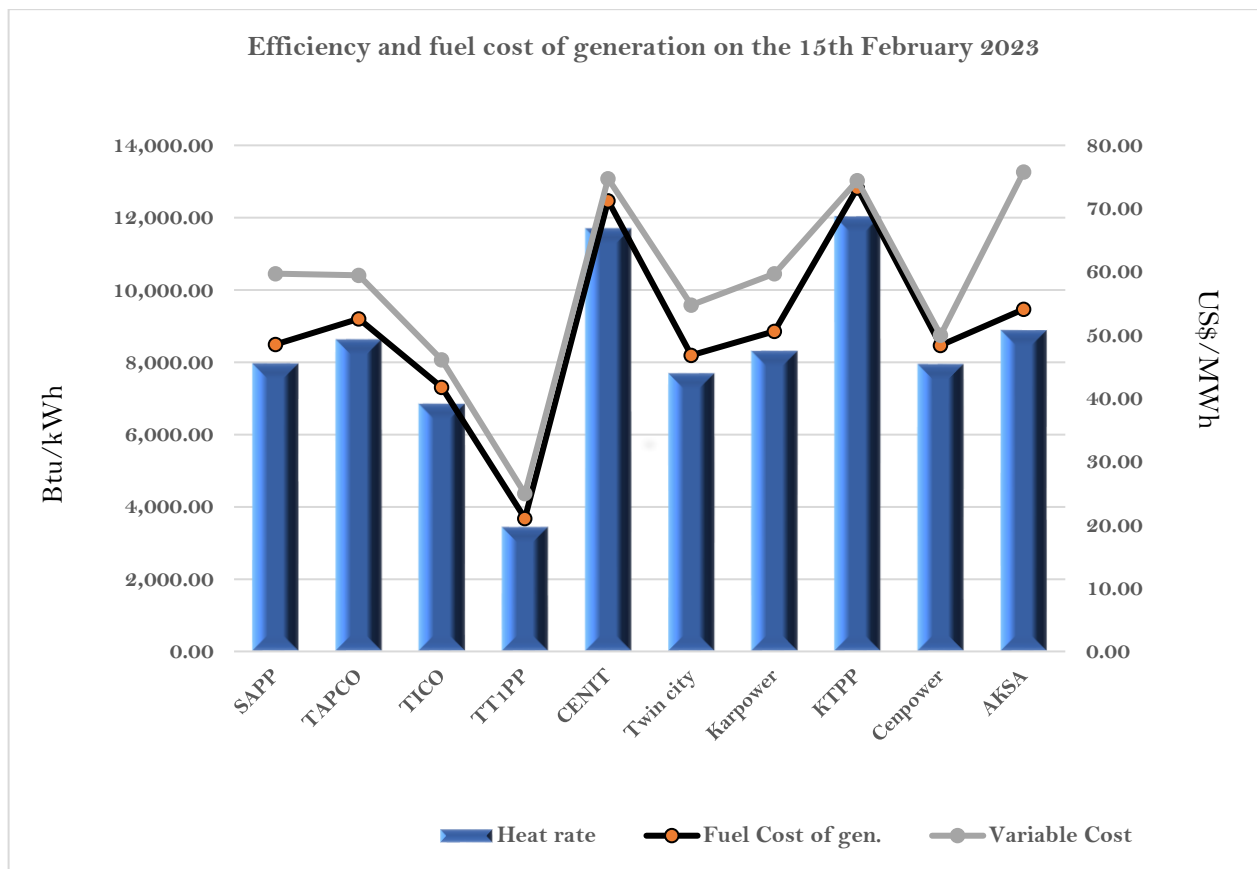


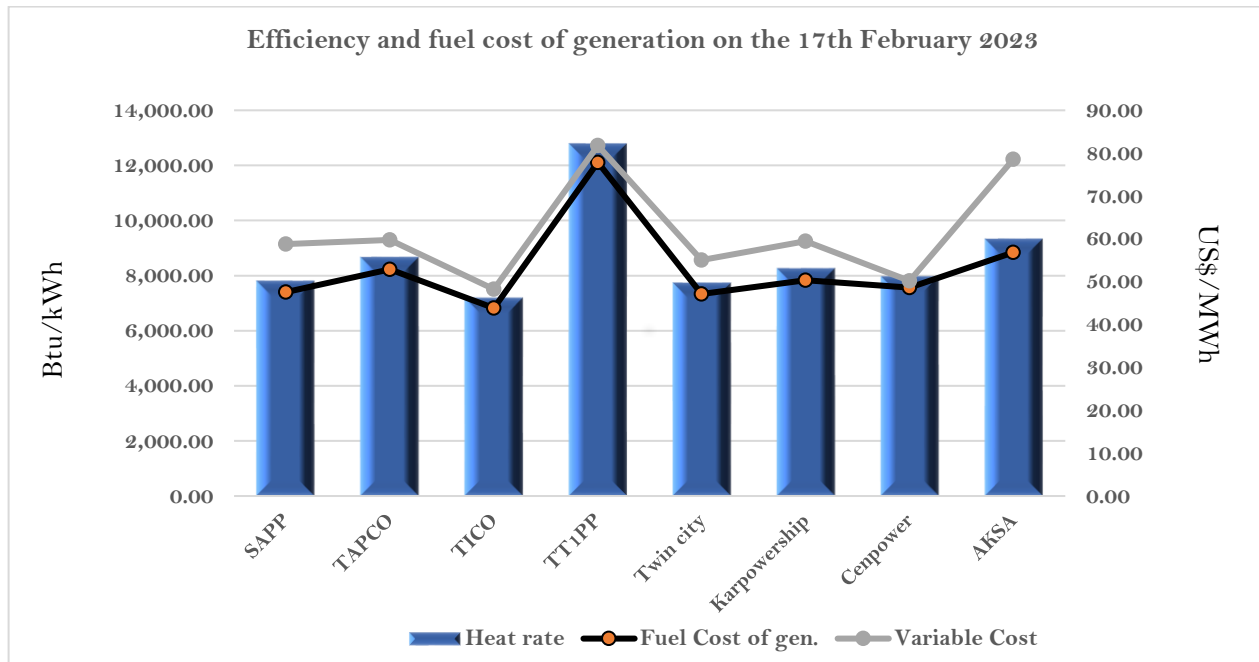
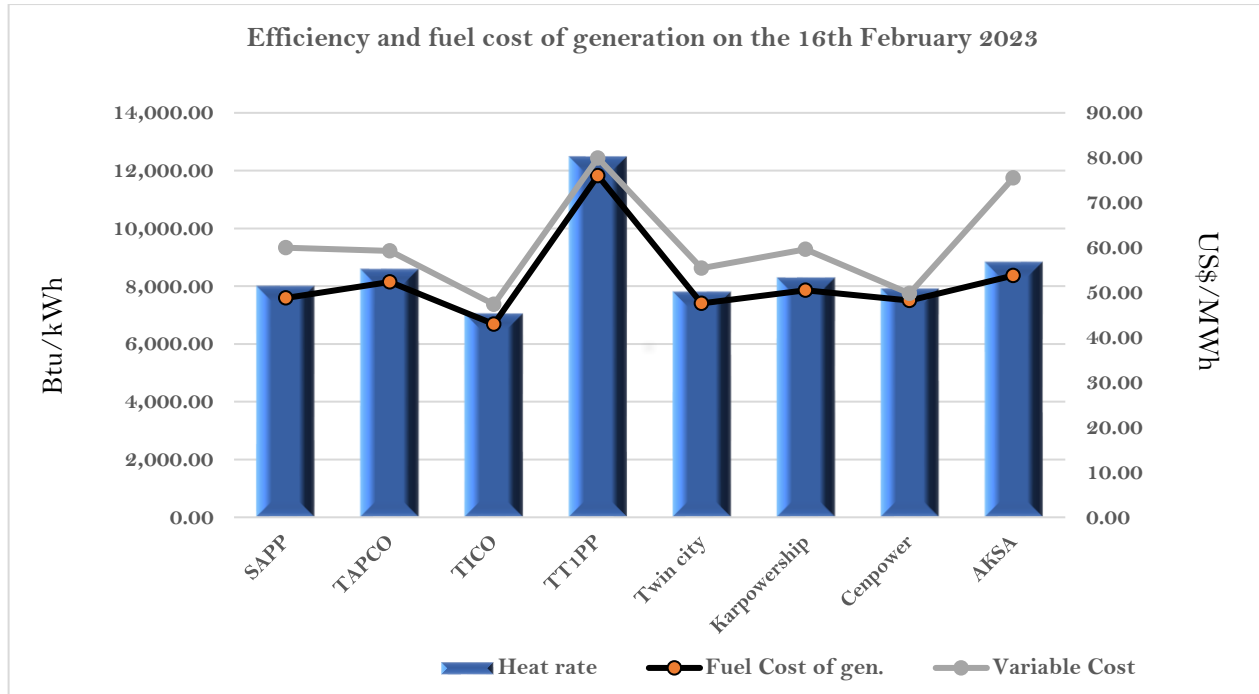


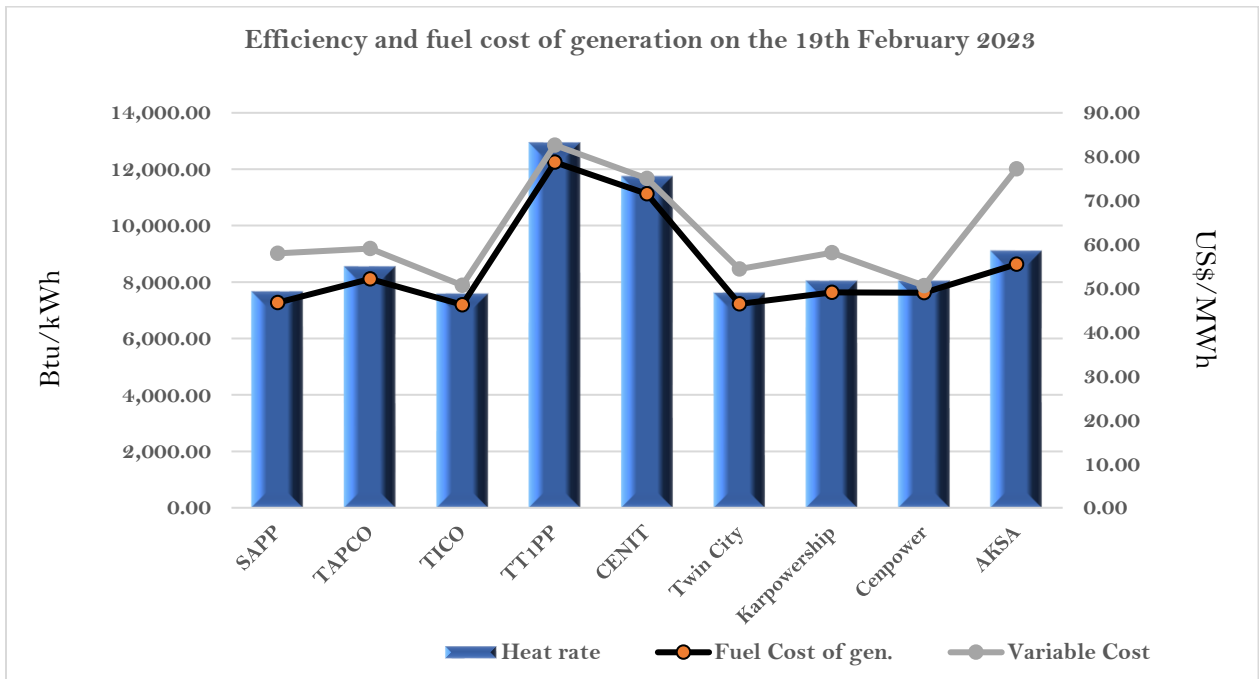
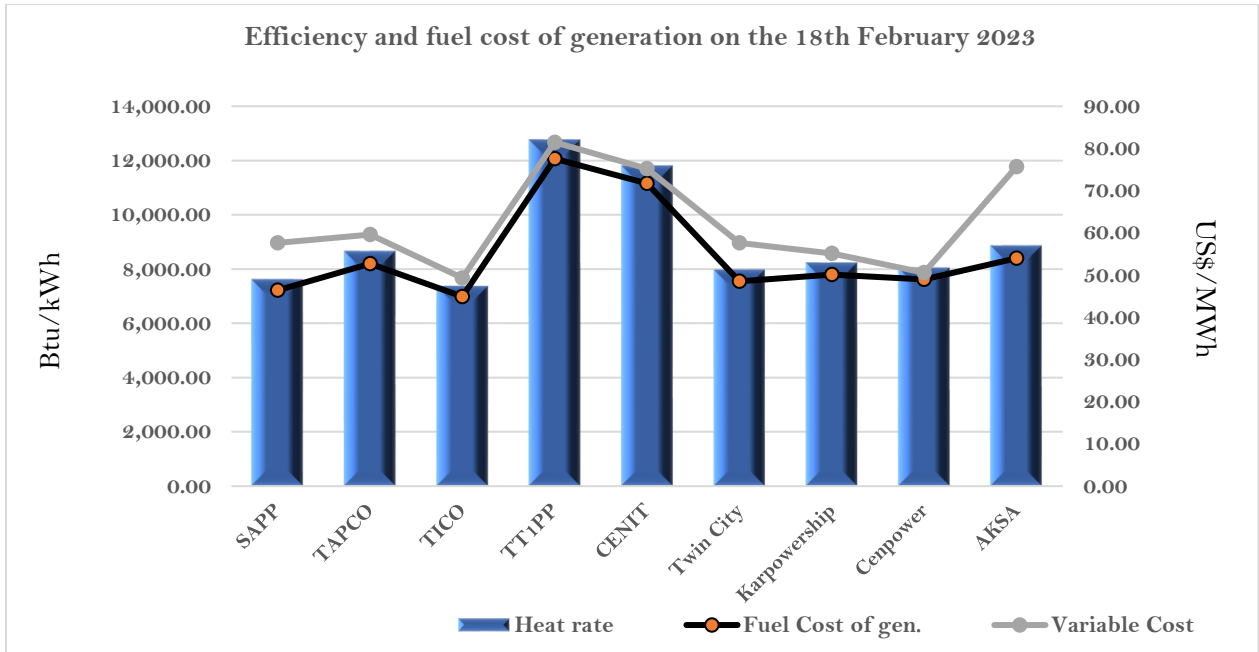
Power Plants	Power Plant Generation (GWh)							
	15-Feb-23	16-Feb-23	17-Feb-23	18-Feb-23	19-Feb-23	20-Feb-23	21-Feb-23	Total
AKOSOMBO	19.13	18.49	19.12	16.17	14.81	18.89	19.96	126.57
KPONG	3.27	3.25	2.93	2.92	2.26	3.17	3.04	20.84
BUI	4.72	5.01	4.58	3.53	4.43	4.35	6.29	32.91
BUI Solar	0.17	0.25	0.21	0.22	0.21	0.21	0.22	1.49
VRA Kaleo	0.00	0.06	0.04	0.06	0.05	0.06	0.06	0.33
SAPP	8.59	9.75	9.14	8.33	8.11	8.16	7.97	60.05
TAPCO	7.13	7.12	7.01	7.08	7.11	6.98	6.82	49.25
TICO	3.66	3.67	3.76	7.40	4.42	3.94	3.81	30.66
TT1PP	2.37	2.59	2.55	2.58	2.47	1.45	2.37	16.38
CENT	0.74	0.00	0.00	2.49	2.54	2.49	2.21	10.47
TT2PP	0.00	0.00	0.00	0.00	0.00	0.00	0.00	0.00
Amandi	4.66	4.57	4.24	3.34	4.48	4.62	4.61	30.52
KARPOWER	4.08	3.63	2.63	1.61	0.95	3.20	5.70	21.80
AMERI	0.00	0.00	0.00	0.00	0.00	0.00	0.00	0.00
KTPP	0.17	0.00	0.00	1.20	0.00	0.99	0.00	2.36
Cenpower	8.37	8.51	7.49	6.62	7.70	8.35	7.91	54.95
AKSA	0.37	0.37	1.67	0.95	0.85	1.35	0.90	6.46
Bridge Power	0.00	0.00	0.00	0.00	0.00	0.00	0.00	0.00
Import	0.00	0.04	0.02	0.06	0.05	0.00	0.00	0.17
<b>Total</b>	<b>67.43</b>	<b>67.31</b>	<b>65.39</b>	<b>64.56</b>	<b>60.44</b>	<b>68.20</b>	<b>71.87</b>	<b>465.20</b>



	System Peak Load (MW)	Ghana Peak Load (MW)	Supply (GWh)	Load Factor (%)
15-Feb-23	3,498.30	3,106.30	67.43	80.31
16-Feb-23	3,304.20	3,059.20	67.31	84.88
17-Feb-23	3,260.80	3,009.80	65.39	83.56
18-Feb-23	3,113.59	2,876.59	64.56	86.40
19-Feb-23	3,174.33	2,799.33	60.44	79.33
20-Feb-23	3,413.96	3,041.96	68.20	83.24
21-Feb-23	3,525.90	3,229.90	71.87	84.93

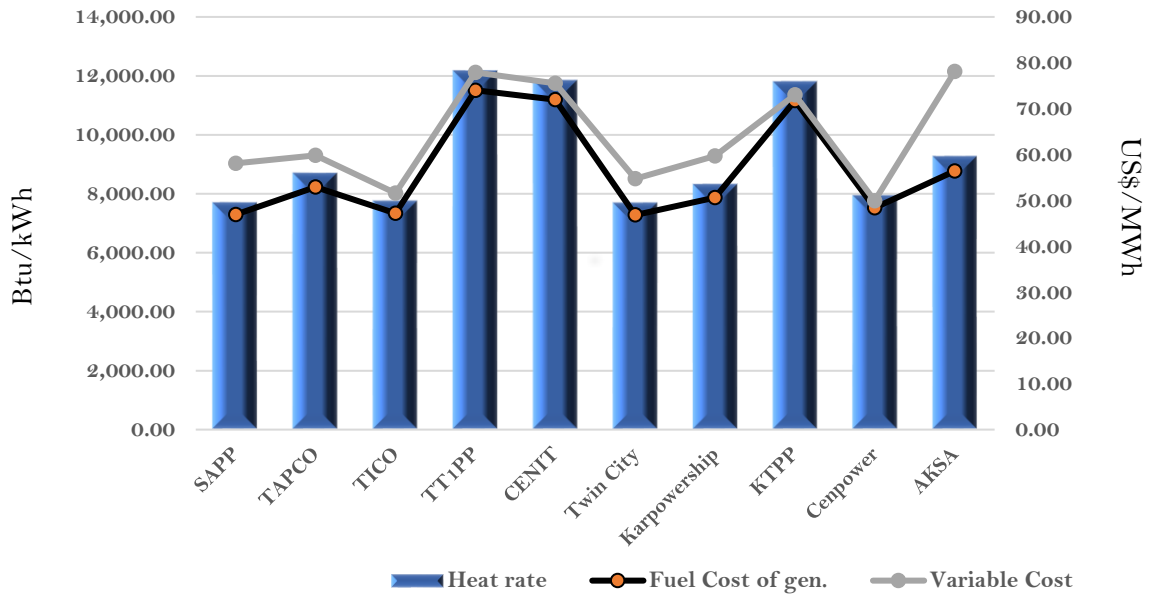




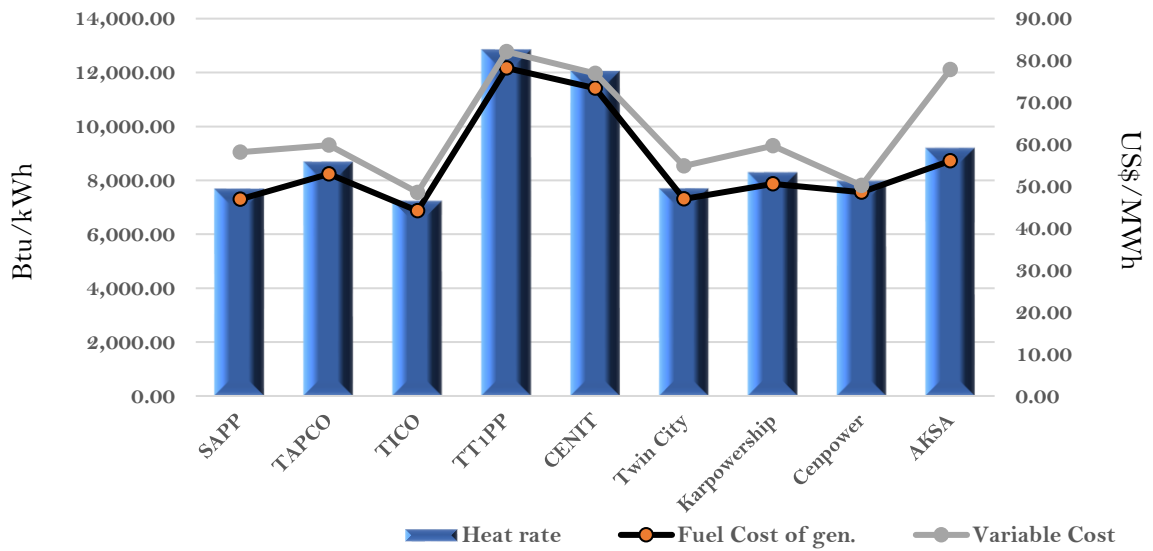




Efficiency and fuel cost of generation on the 20th February 2023



Efficiency and fuel cost of generation on the 21st February 2023



For any enquiries please contact the: EMOP Administrator, EMOP Secretariat, Energy Commission, Accra. Telephone: +233302908193; or email: [emop@energycom.gov.gh](mailto:emop@energycom.gov.gh)