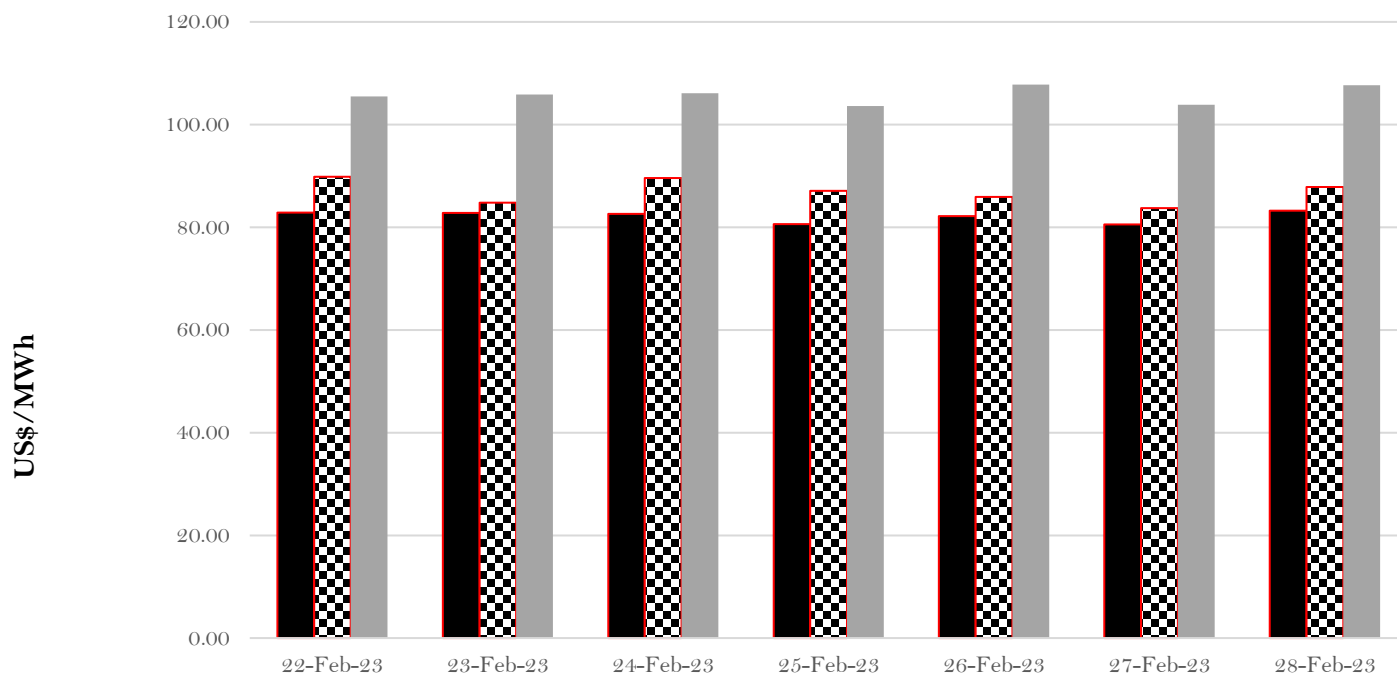




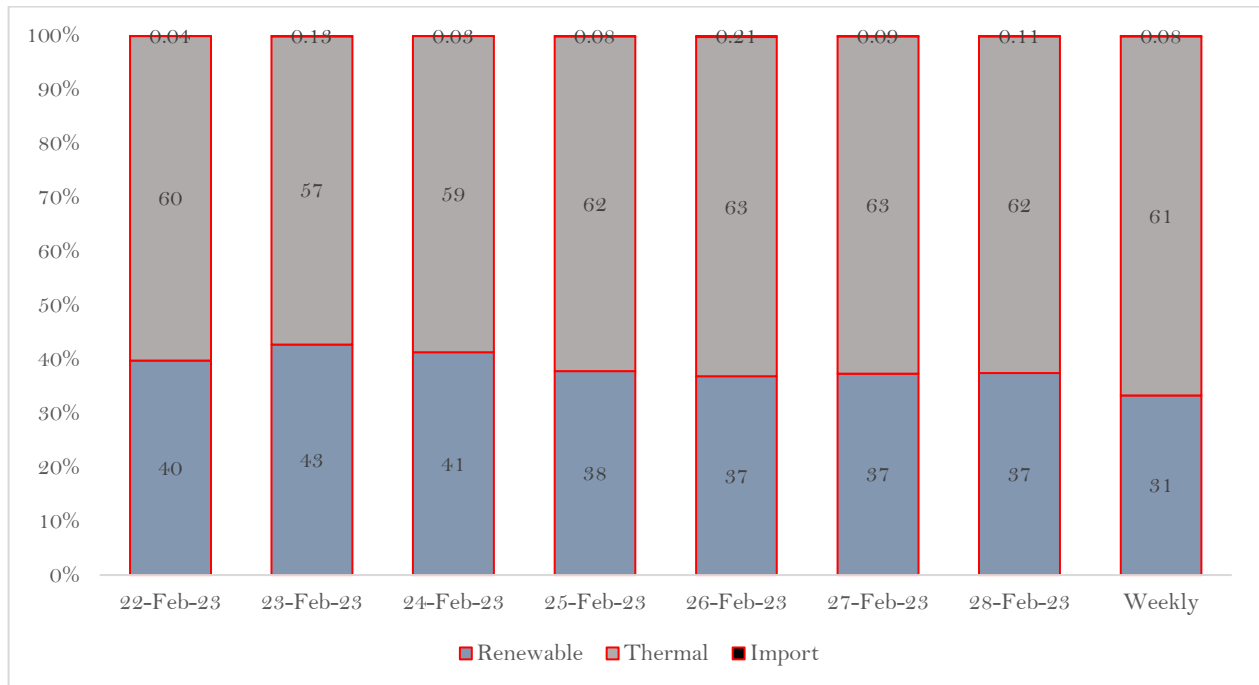
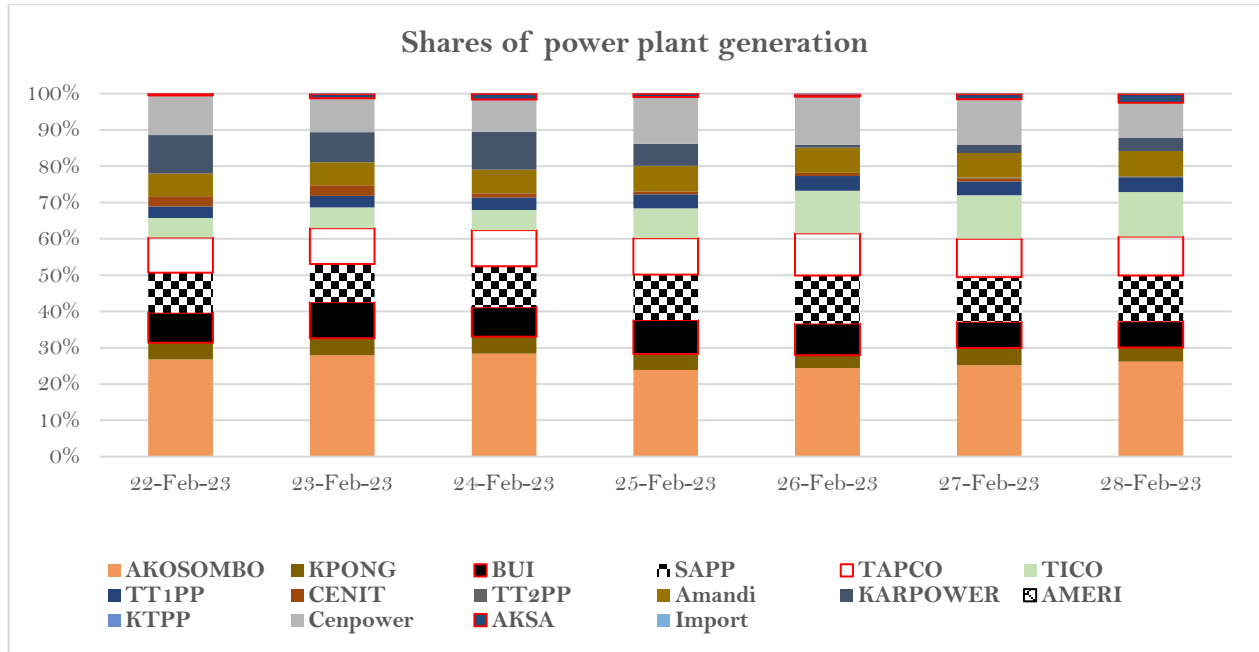
## WEEKLY WHOLESALE ELECTRICITY MARKET (WEM) STATISTICS

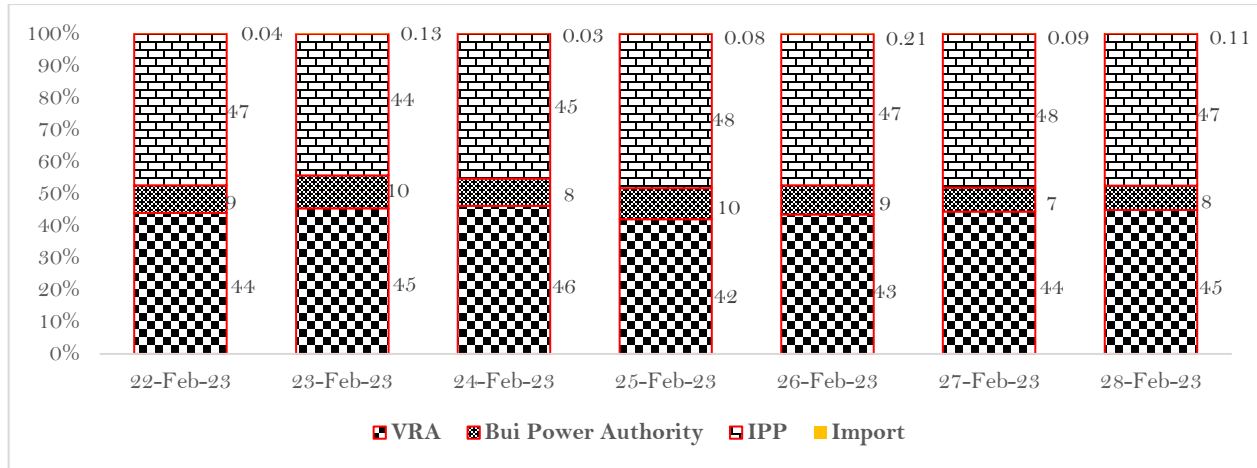
22<sup>nd</sup> February 2023 to 28<sup>th</sup> February 2023

**System Marginal Cost Vs Average Market Prices for Week 4 of February 2023**



	22-Feb-23	23-Feb-23	24-Feb-23	25-Feb-23	26-Feb-23	27-Feb-23	28-Feb-23
■ SMC	82.87	82.80	82.62	80.60	82.17	80.54	83.24
▣ Average Market Price	89.86	84.77	89.59	87.09	85.91	83.75	87.86
■ SMP	105.46	105.83	106.11	103.62	107.78	103.86	107.65

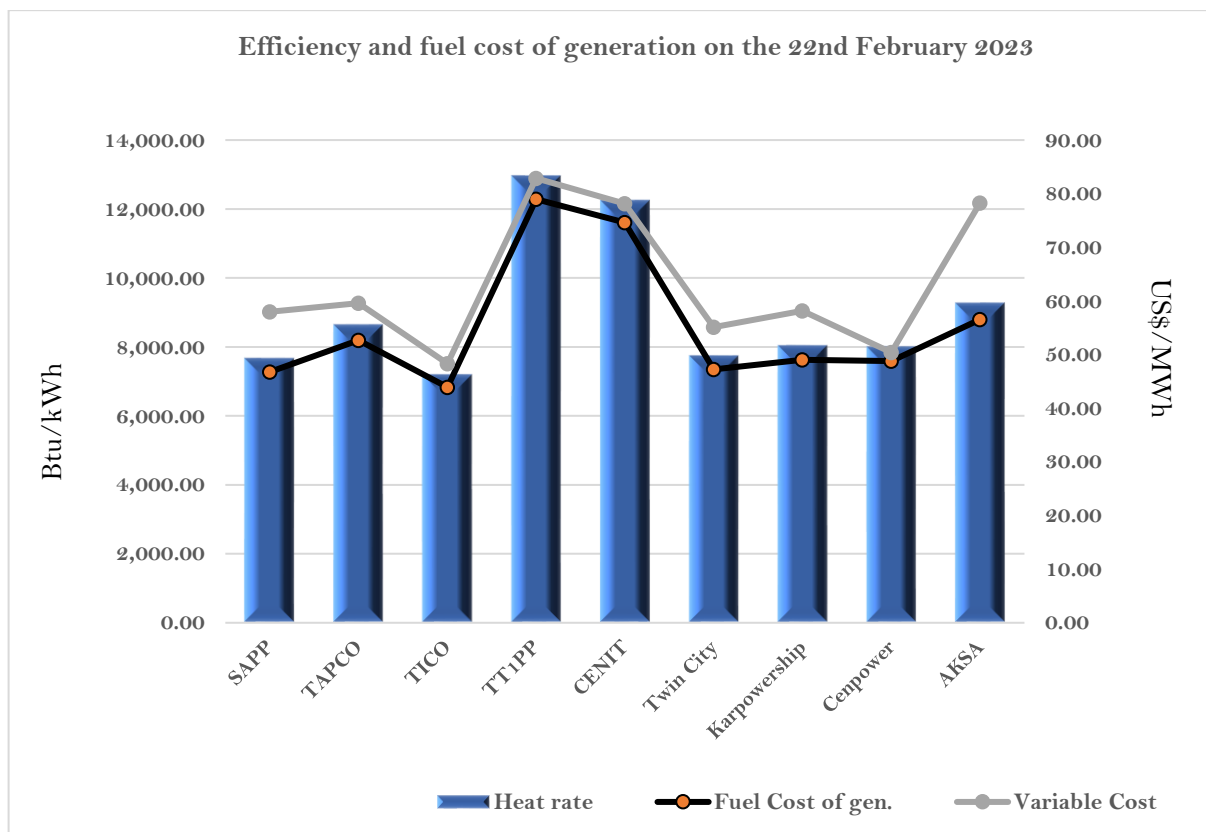


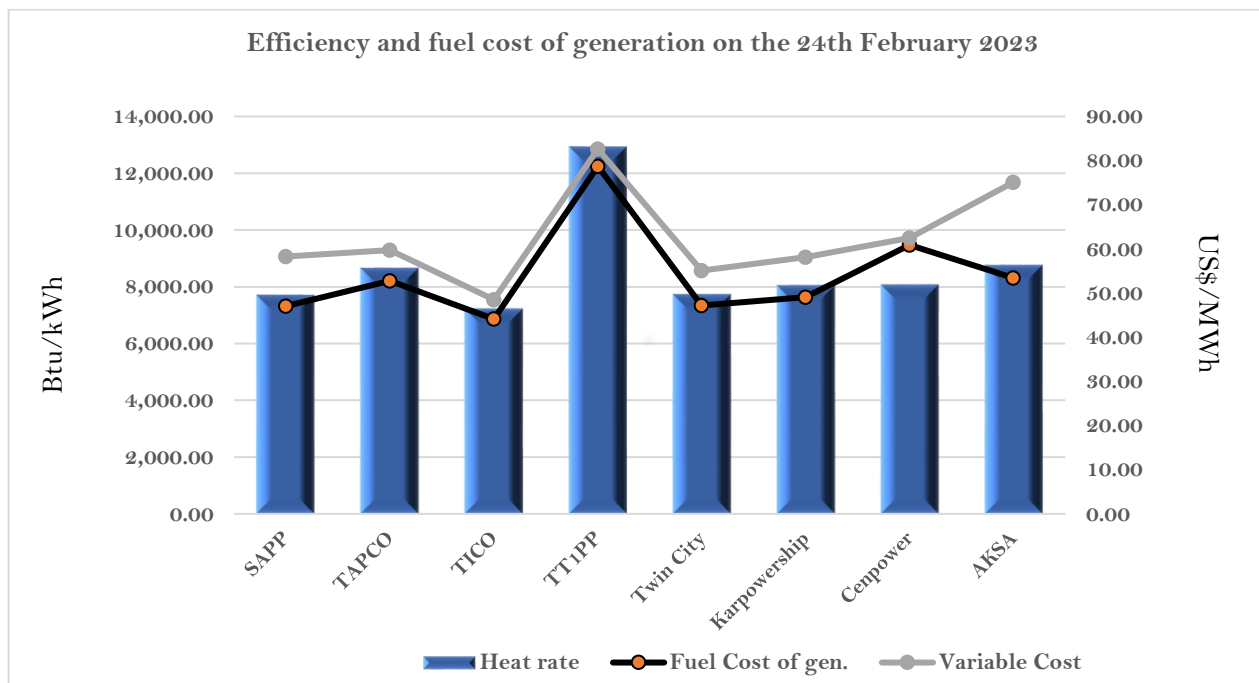
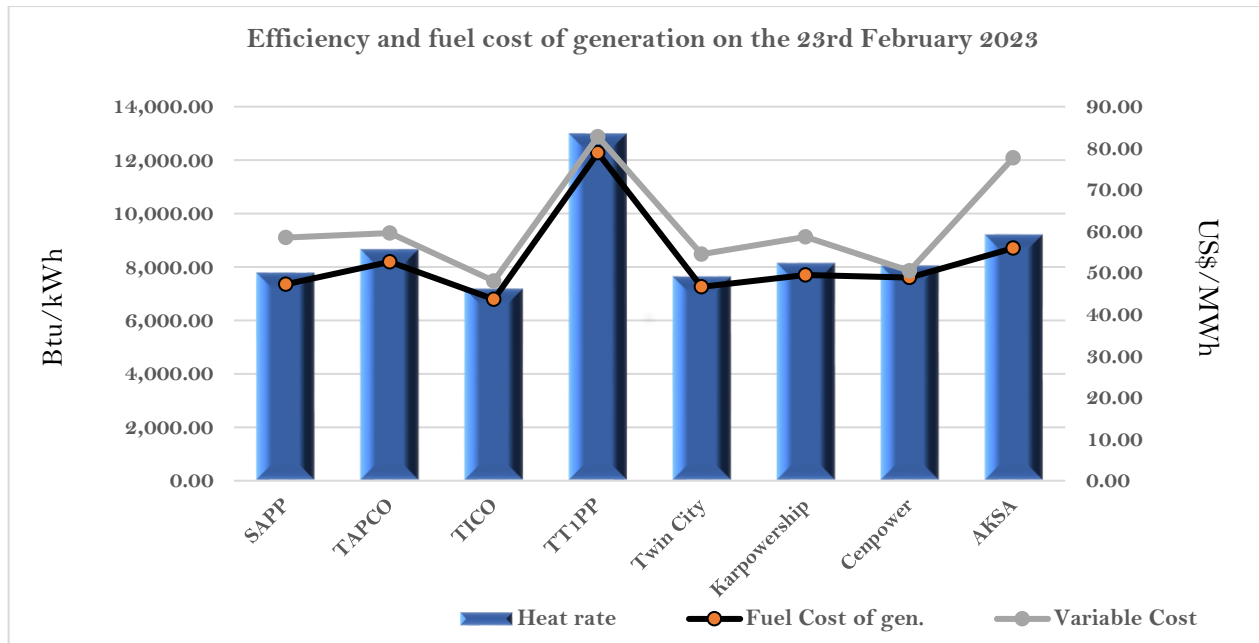


Power Plants	Power Plant Generation (GWh)							
	22-Feb-23	23-Feb-23	24-Feb-23	25-Feb-23	26-Feb-23	27-Feb-23	28-Feb-23	Total
AKOSOMBO	19.53	19.92	19.97	15.76	14.73	17.00	17.25	124.16
KPONG	3.35	3.30	3.29	2.91	2.11	3.27	2.51	20.74
BUI	6.02	7.14	5.72	6.18	5.24	4.84	4.77	39.91
BUI Solar	0.22	0.23	0.23	0.23	0.22	0.20	0.24	1.57
VRA Kaleo	0.05	0.00	0.00	0.00	0.06	0.00	0.00	0.11
SAPP	8.07	7.47	7.96	8.30	8.00	8.28	8.31	56.39
TAPCO	7.04	7.03	7.04	6.60	7.01	7.13	7.11	48.96
TICO	3.95	4.11	3.92	5.42	7.03	8.13	8.05	40.61
TT1PP	2.31	2.22	2.39	2.58	2.47	2.58	2.58	17.13
CENIT	2.07	2.12	0.84	0.53	0.50	0.55	0.00	6.61
TT2PP	0.00	0.00	0.00	0.00	0.00	0.12	0.24	0.36
Amandi	4.58	4.49	4.59	4.64	4.23	4.63	4.60	31.76
KARPOWER	7.71	5.91	7.28	4.02	0.44	1.44	2.38	29.18
AMERI	0.00	0.00	0.00	0.00	0.00	0.00	0.00	0.00
KTPP	0.00	0.00	0.00	0.00	0.00	0.00	0.00	0.00
Cenpower	7.92	6.69	6.33	8.52	8.00	8.51	6.40	52.37
AKSA	0.35	0.81	1.10	0.54	0.36	1.01	1.58	5.75
Bridge Power	0.00	0.00	0.00	0.00	0.00	0.00	0.00	0.00
Import	0.03	0.09	0.02	0.05	0.13	0.06	0.07	0.45
<b>Total</b>	<b>73.20</b>	<b>71.53</b>	<b>70.68</b>	<b>66.28</b>	<b>60.53</b>	<b>67.75</b>	<b>66.09</b>	<b>476.06</b>



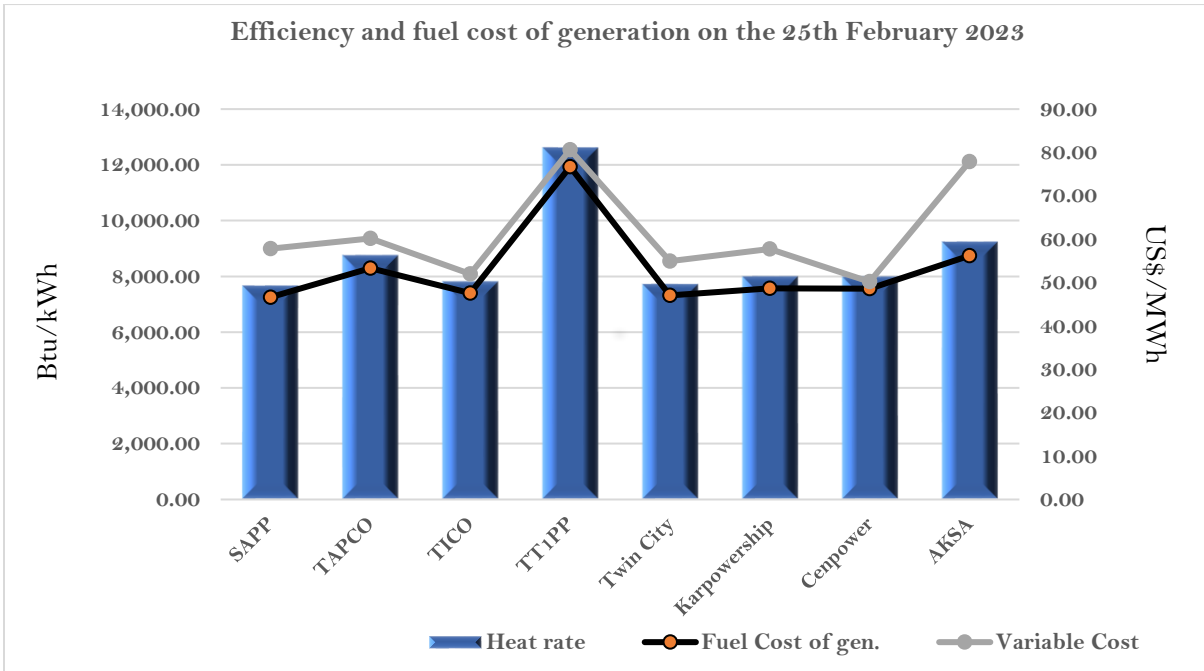
	System Peak Load (MW)	Ghana Peak Load (MW)	Supply (GWh)	Load Factor (%)
22-Feb-23	3,431.60	3,209.60	73.20	88.88
23-Feb-23	3,418.90	3,210.90	71.53	87.17
24-Feb-23	3,445.30	3,136.30	70.68	85.48
25-Feb-23	3,165.90	2,891.90	66.28	87.23
26-Feb-23	3,216.76	2,960.76	60.53	78.40
27-Feb-23	3,279.43	3,072.43	67.75	86.08
28-Feb-23	3,349.24	3,131.24	66.09	82.23



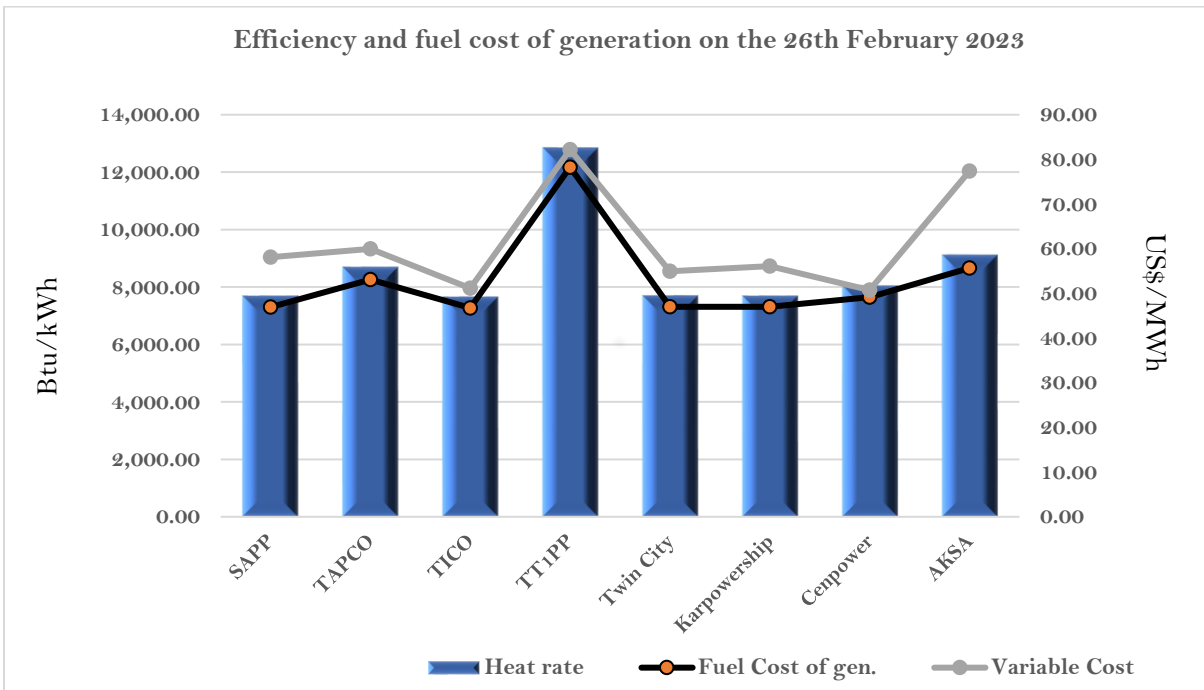




Efficiency and fuel cost of generation on the 25th February 2023

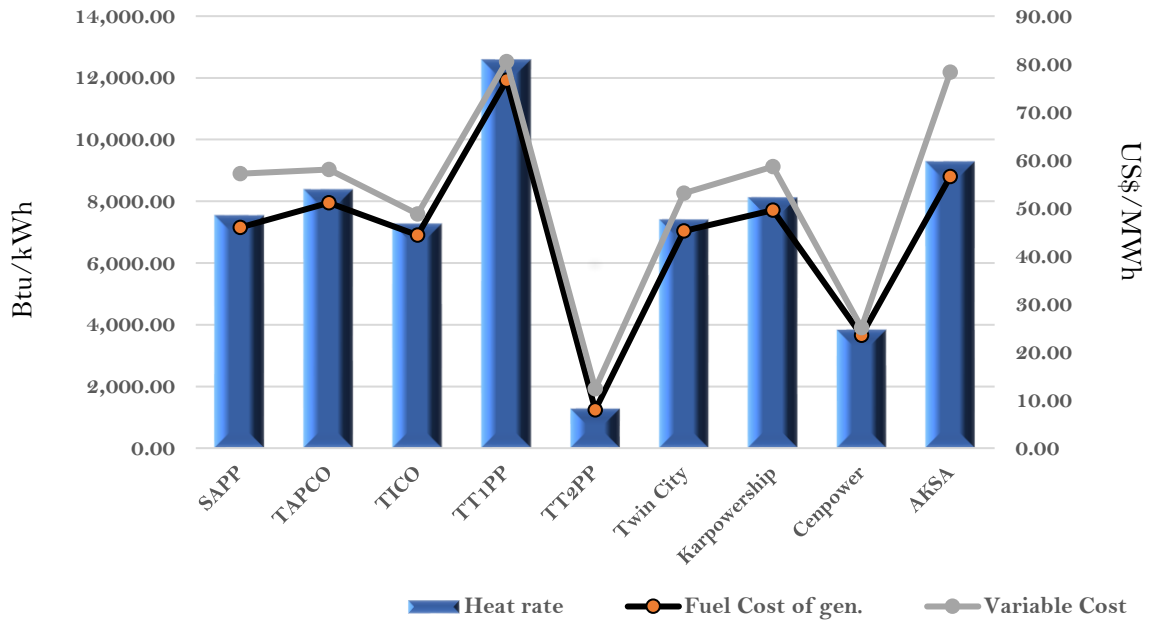


Efficiency and fuel cost of generation on the 26th February 2023

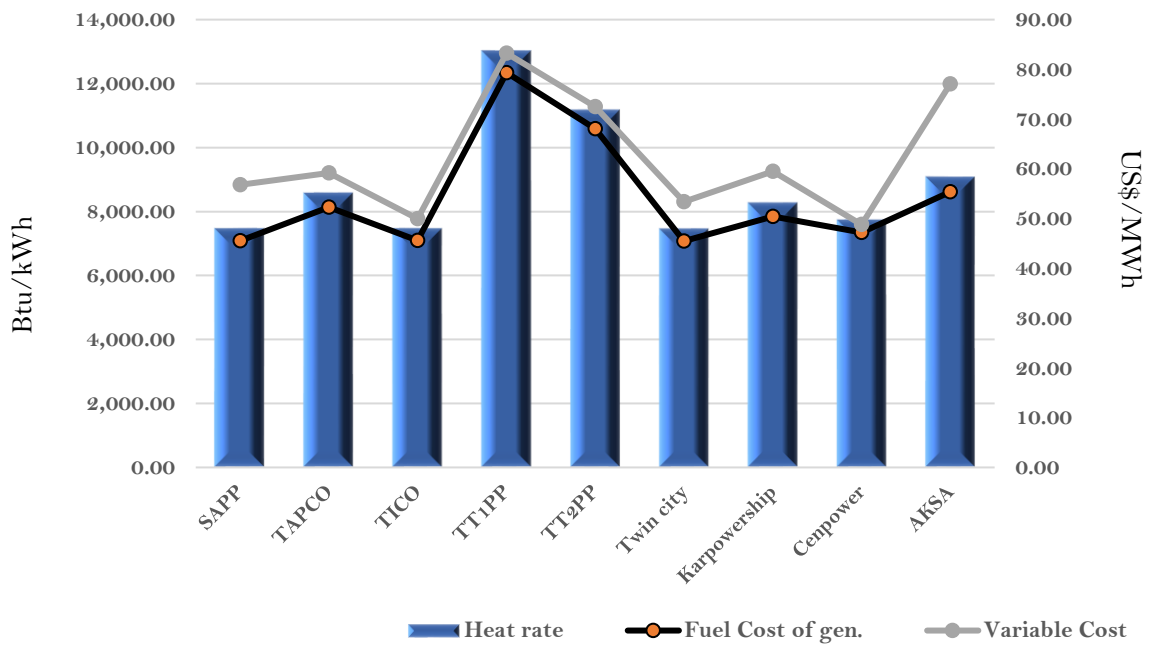




Efficiency and fuel cost of generation on the 27th February 2023

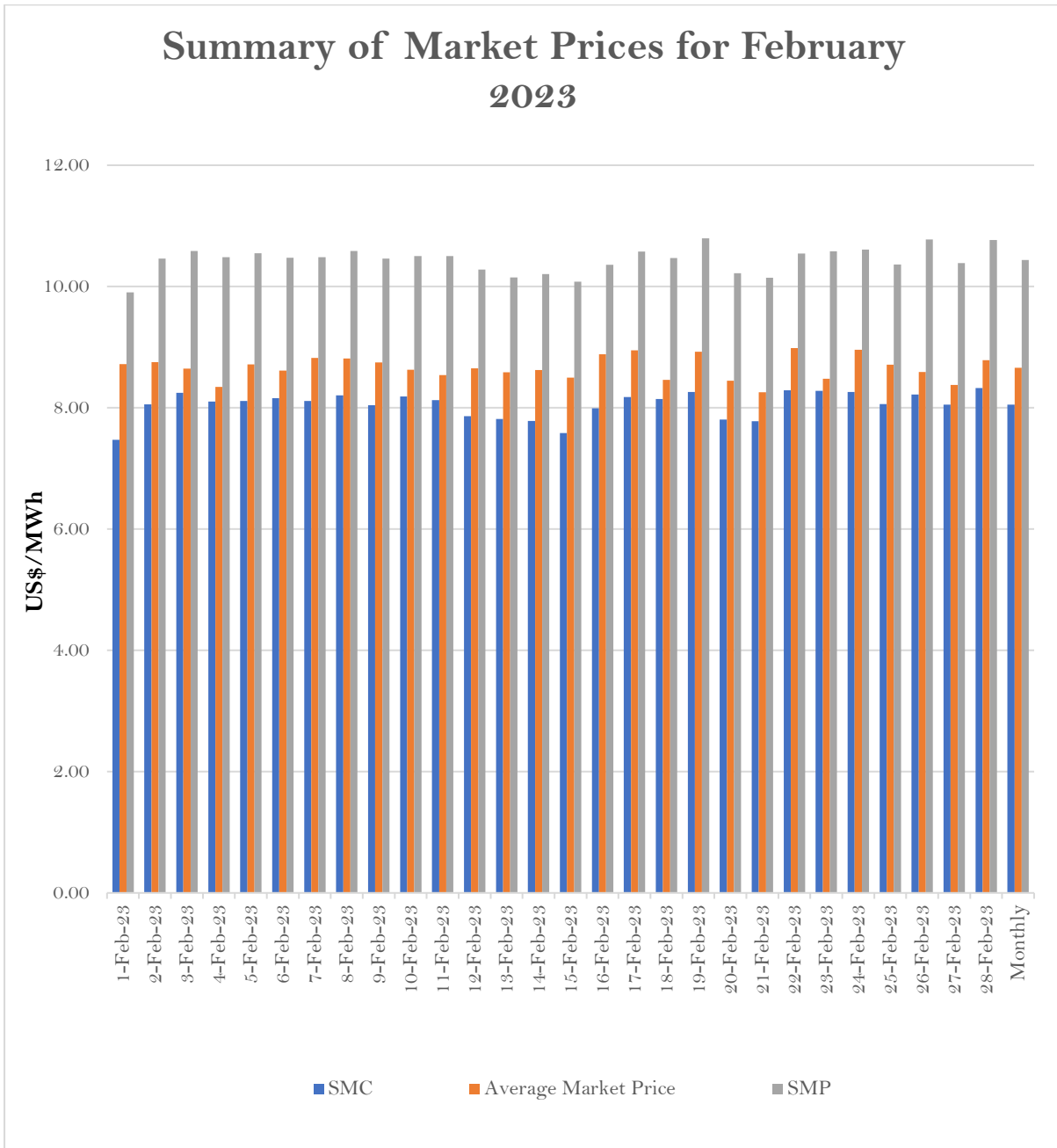


Efficiency and fuel cost of generation on the 28th February 2023





## Summary of Market Prices for February 2023



For any enquiries please contact the: EMOP Administrator, EMOP Secretariat, Energy Commission, Accra. Telephone: +233302908193; or email: [emop@energycom.gov.gh](mailto:emop@energycom.gov.gh)