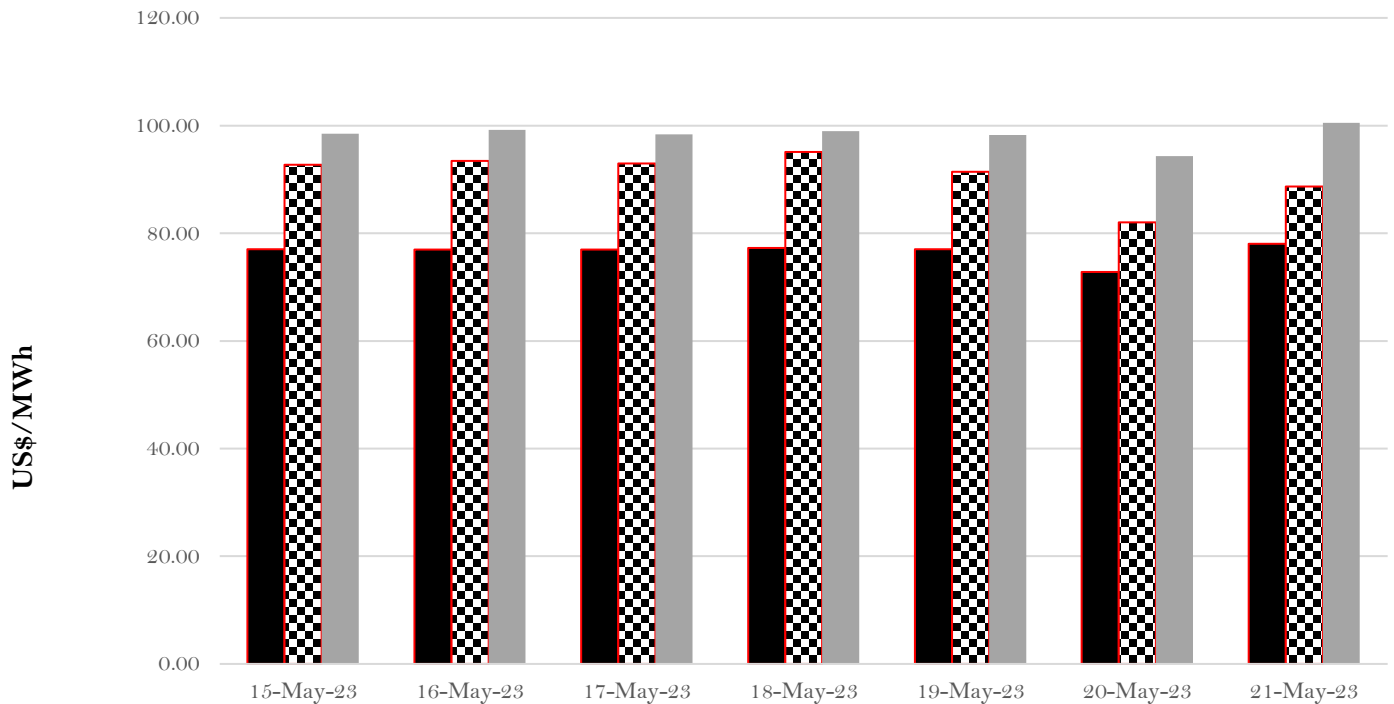




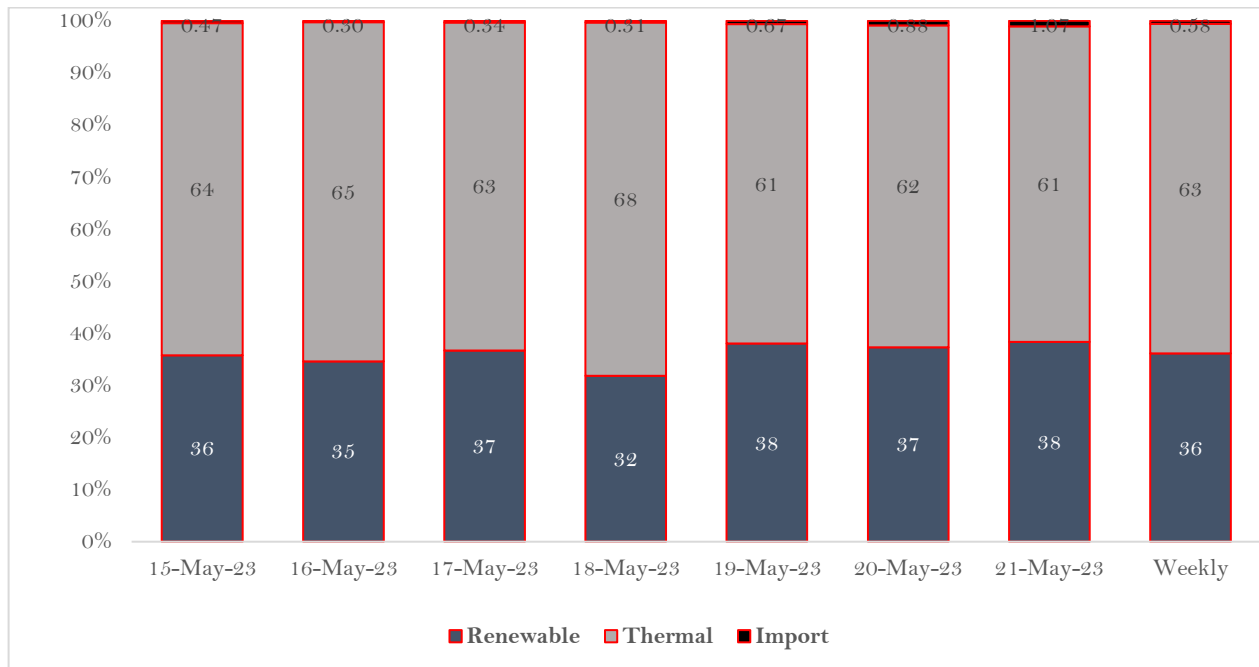
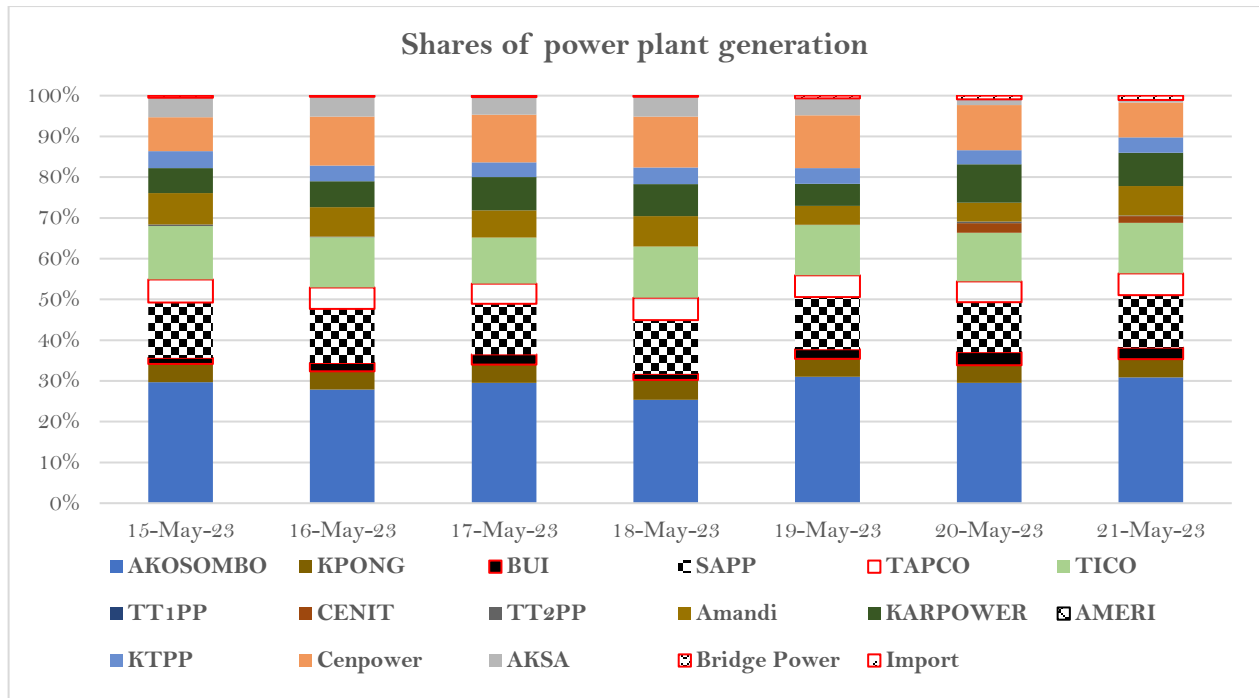
WEEKLY WHOLESALE ELECTRICITY MARKET (WEM) STATISTICS

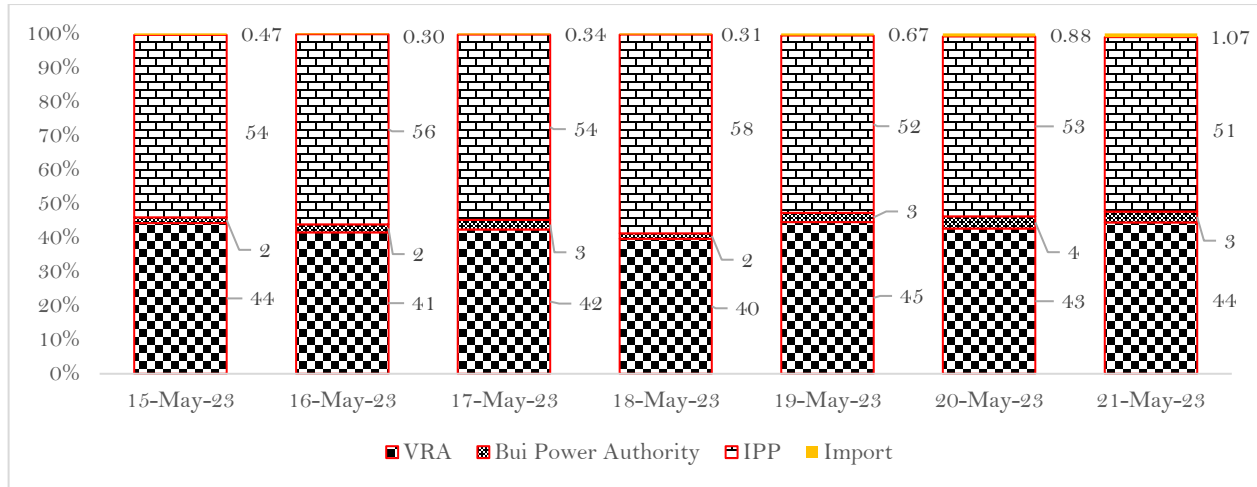
15th May 2023 to 21st May 2023

System Marginal Cost Vs Average Market Prices for Week 3 of May 2023



| | 15-May-23 | 16-May-23 | 17-May-23 | 18-May-23 | 19-May-23 | 20-May-23 | 21-May-23 |
|------------------------|-----------|-----------|-----------|-----------|-----------|-----------|-----------|
| ■ SMC | 77.00 | 76.97 | 76.96 | 77.25 | 77.02 | 72.83 | 78.02 |
| ▣ Average Market Price | 92.70 | 93.44 | 92.96 | 95.12 | 91.42 | 82.05 | 88.66 |
| ■ SMP | 98.46 | 99.22 | 98.36 | 98.95 | 98.27 | 94.33 | 100.48 |

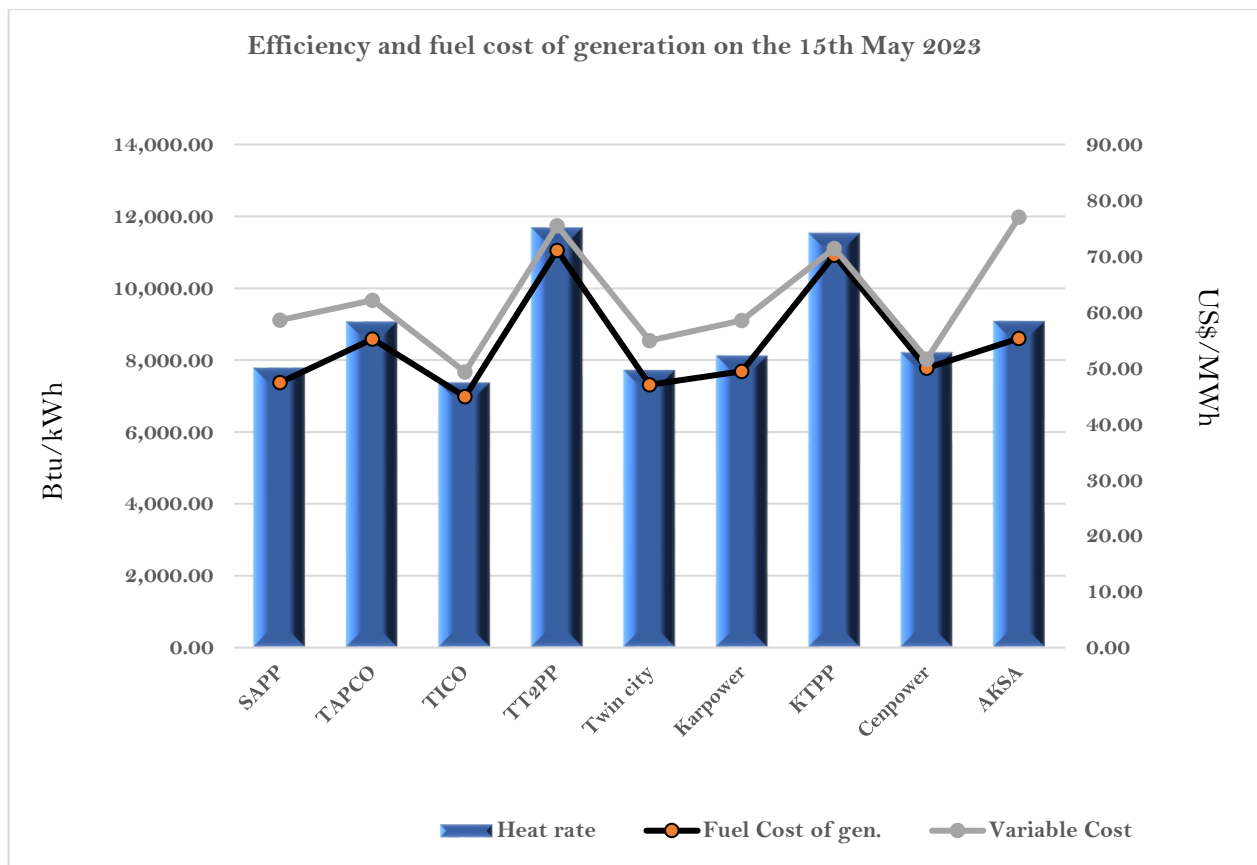




| Power Plants | Power Plant Generation (GWh) | | | | | | | |
|--------------|------------------------------|--------------|--------------|--------------|--------------|--------------|--------------|---------------|
| | 15-May-23 | 16-May-23 | 17-May-23 | 18-May-23 | 19-May-23 | 20-May-23 | 21-May-23 | Total |
| AKOSOMBO | 18.16 | 17.95 | 20.30 | 15.97 | 20.01 | 19.58 | 19.66 | 131.62 |
| KPONG | 2.74 | 2.88 | 3.07 | 3.03 | 2.81 | 2.89 | 2.86 | 20.27 |
| BUI | 0.91 | 1.31 | 1.71 | 0.94 | 1.53 | 2.15 | 1.80 | 10.34 |
| BUI Solar | 0.12 | 0.26 | 0.25 | 0.11 | 0.23 | 0.26 | 0.23 | 1.45 |
| VRA Kaleo | 0.03 | 0.07 | 0.07 | 0.03 | 0.07 | 0.07 | 0.06 | 0.39 |
| SAPP | 8.32 | 8.54 | 8.54 | 8.33 | 8.22 | 8.09 | 8.22 | 58.26 |
| TAPCO | 3.45 | 3.42 | 3.39 | 3.44 | 3.42 | 3.41 | 3.41 | 23.95 |
| TICO | 7.98 | 7.92 | 7.78 | 7.90 | 7.95 | 7.93 | 7.92 | 55.37 |
| TT1PP | 0.00 | 0.00 | 0.00 | 0.00 | 0.00 | 0.00 | 0.00 | 0.00 |
| CENIT | 0.00 | 0.00 | 0.00 | 0.00 | 0.00 | 1.57 | 1.02 | 2.59 |
| TT2PP | 0.24 | 0.10 | 0.00 | 0.00 | 0.08 | 0.22 | 0.11 | 0.75 |
| Amandi | 4.73 | 4.65 | 4.60 | 4.69 | 2.98 | 3.07 | 4.62 | 29.34 |
| KARPOWER | 3.73 | 4.10 | 5.60 | 4.94 | 3.46 | 6.27 | 5.19 | 33.29 |
| AMERI | 0.00 | 0.00 | 0.00 | 0.00 | 0.00 | 0.00 | 0.00 | 0.00 |
| KTPP | 2.54 | 2.50 | 2.48 | 2.54 | 2.50 | 2.31 | 2.42 | 17.28 |
| Cenpower | 5.12 | 7.74 | 8.04 | 7.88 | 8.32 | 7.34 | 5.46 | 49.90 |
| AKSA | 2.93 | 3.12 | 2.96 | 3.02 | 2.70 | 0.96 | 0.37 | 16.06 |
| Bridge Power | 0.00 | 0.00 | 0.00 | 0.00 | 0.00 | 0.00 | 0.00 | 0.00 |
| Import | 0.29 | 0.19 | 0.23 | 0.19 | 0.43 | 0.59 | 0.69 | 2.61 |
| Total | 61.29 | 64.74 | 69.01 | 63.00 | 64.71 | 66.70 | 64.04 | 453.49 |

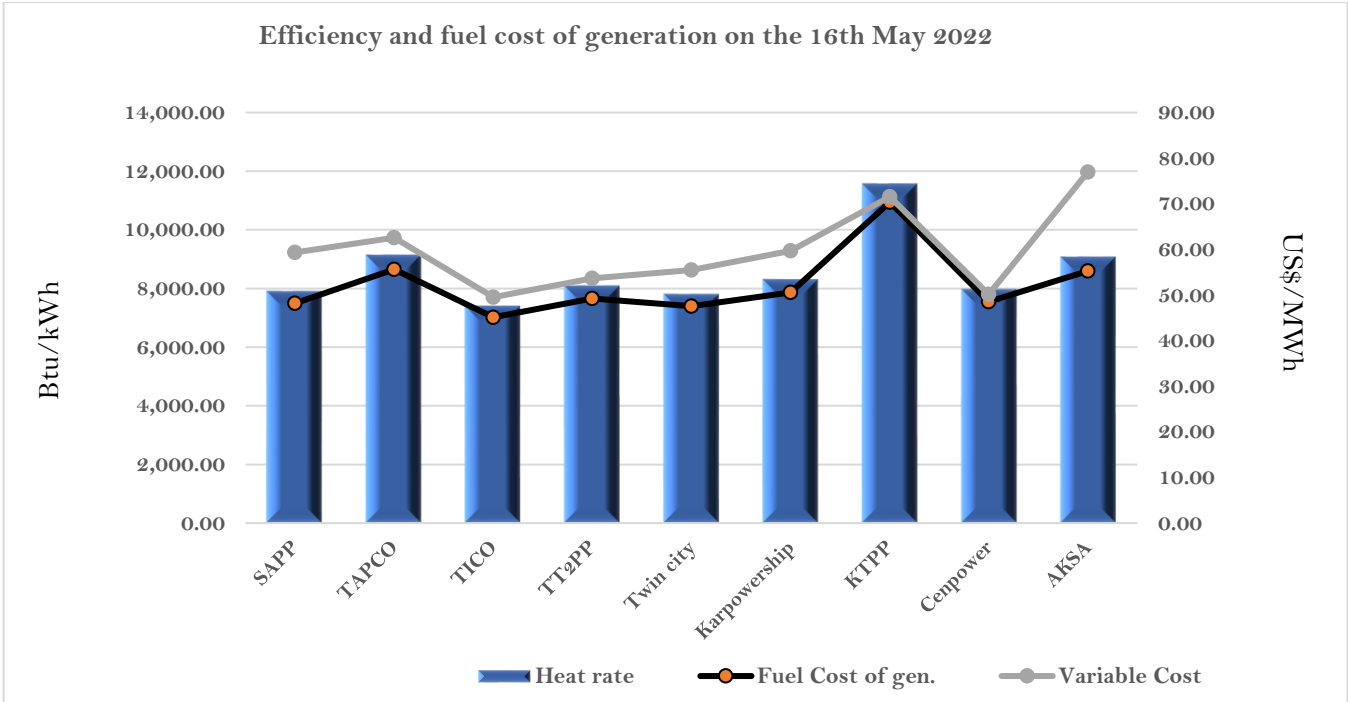


| | System Peak Load (MW) | Ghana Peak Load (MW) | Supply (GWh) | Load Factor (%) |
|-----------|-----------------------|----------------------|--------------|-----------------|
| 15-May-23 | 3,021.90 | 2,694.50 | 61.29 | 84.50 |
| 16-May-23 | 3,310.10 | 2,639.30 | 64.74 | 81.49 |
| 17-May-23 | 3,393.23 | 2,579.20 | 69.01 | 84.74 |
| 18-May-23 | 3,141.50 | 2,602.60 | 63.00 | 83.57 |
| 19-May-23 | 3,161.23 | 2,431.56 | 64.71 | 85.30 |
| 20-May-23 | 3,296.00 | 2,675.60 | 66.70 | 84.32 |
| 21-May-23 | 3,305.77 | 2,737.30 | 64.04 | 80.71 |

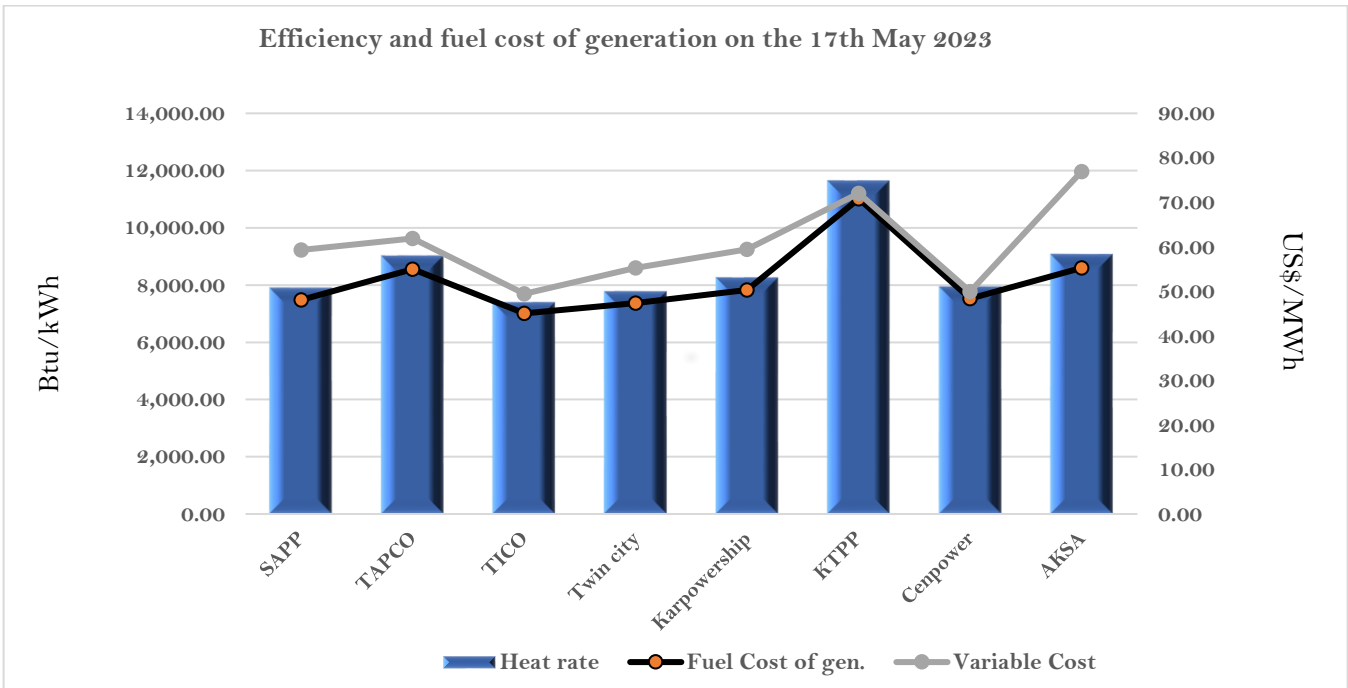


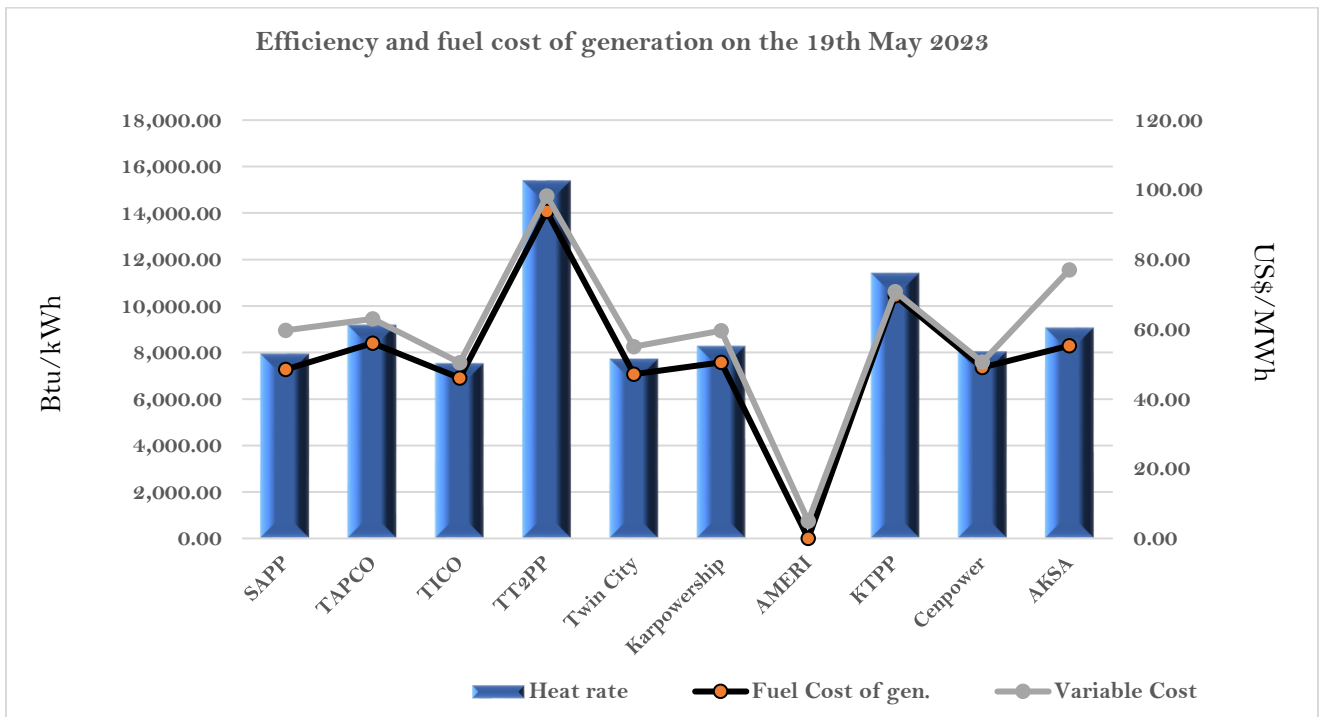
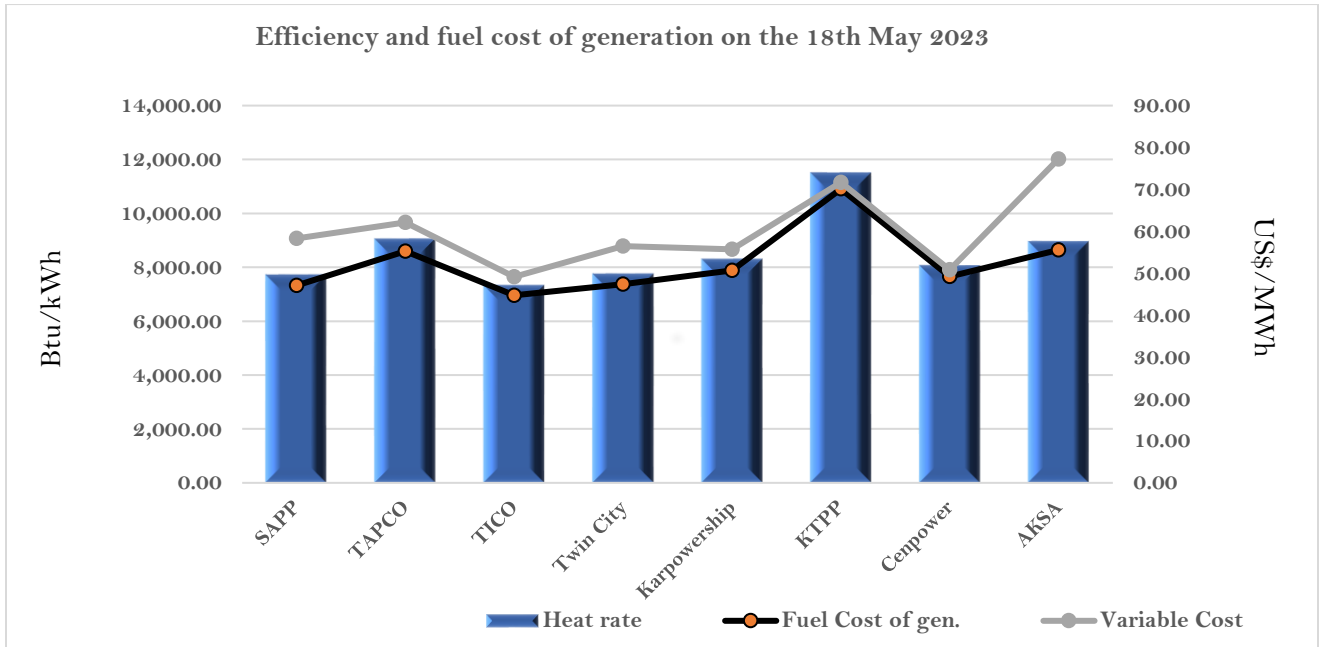


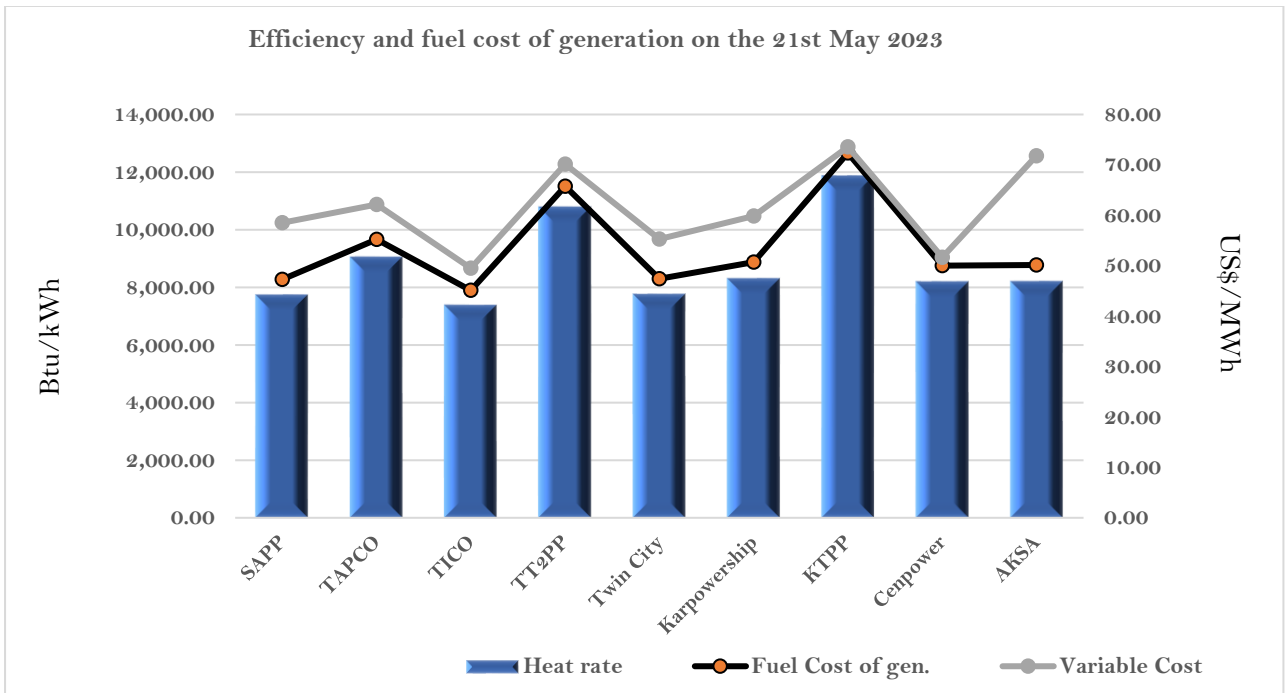
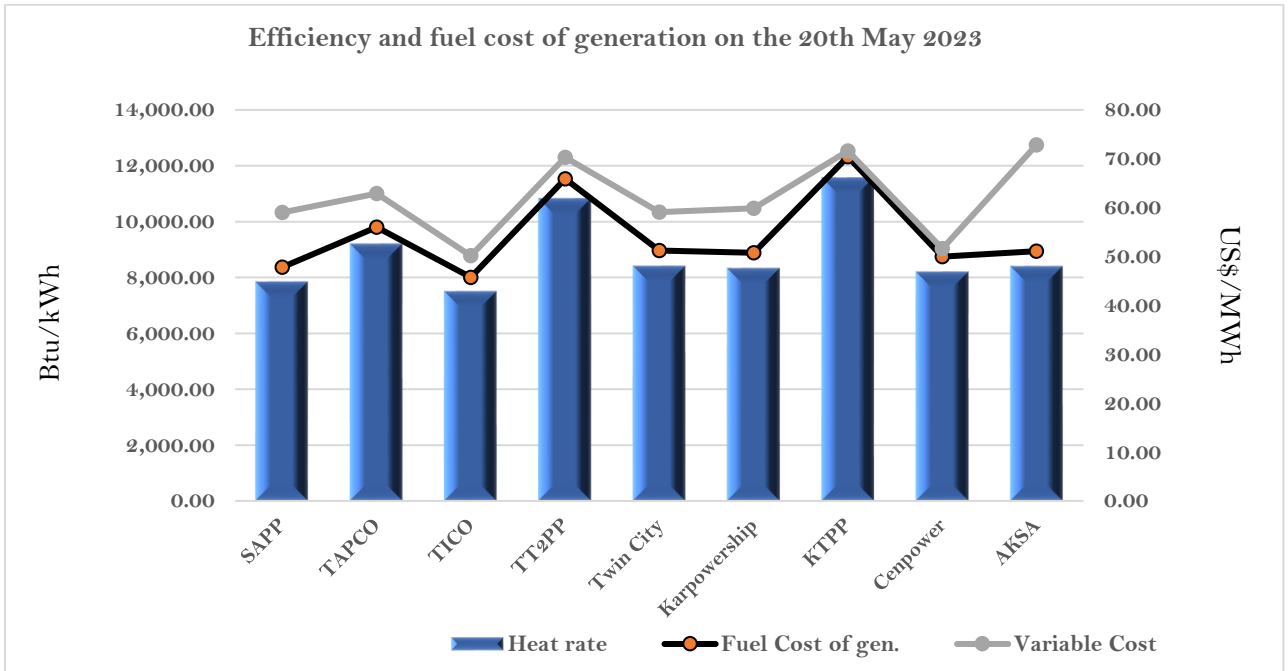
Efficiency and fuel cost of generation on the 16th May 2022



Efficiency and fuel cost of generation on the 17th May 2023







For any enquiries please contact the: EMOP Administrator, EMOP Secretariat, Energy Commission, Accra. Telephone: +233302908193; or email: emop@energycom.gov.gh