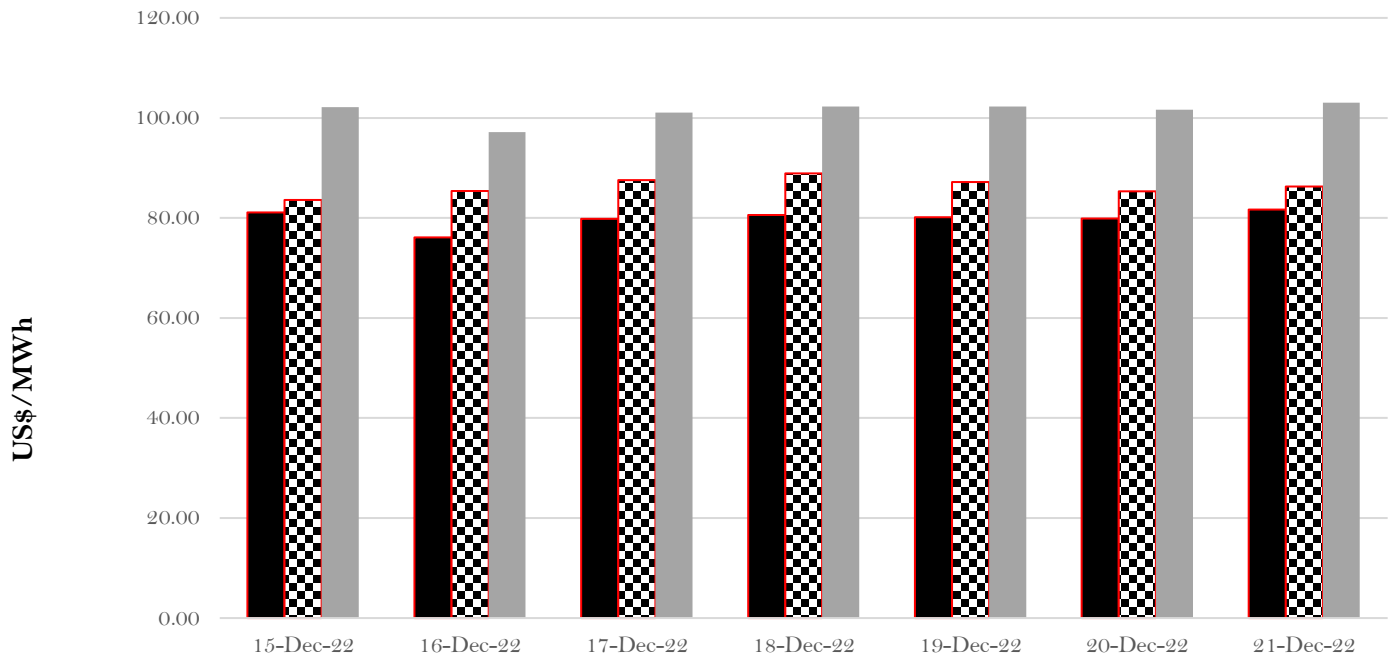




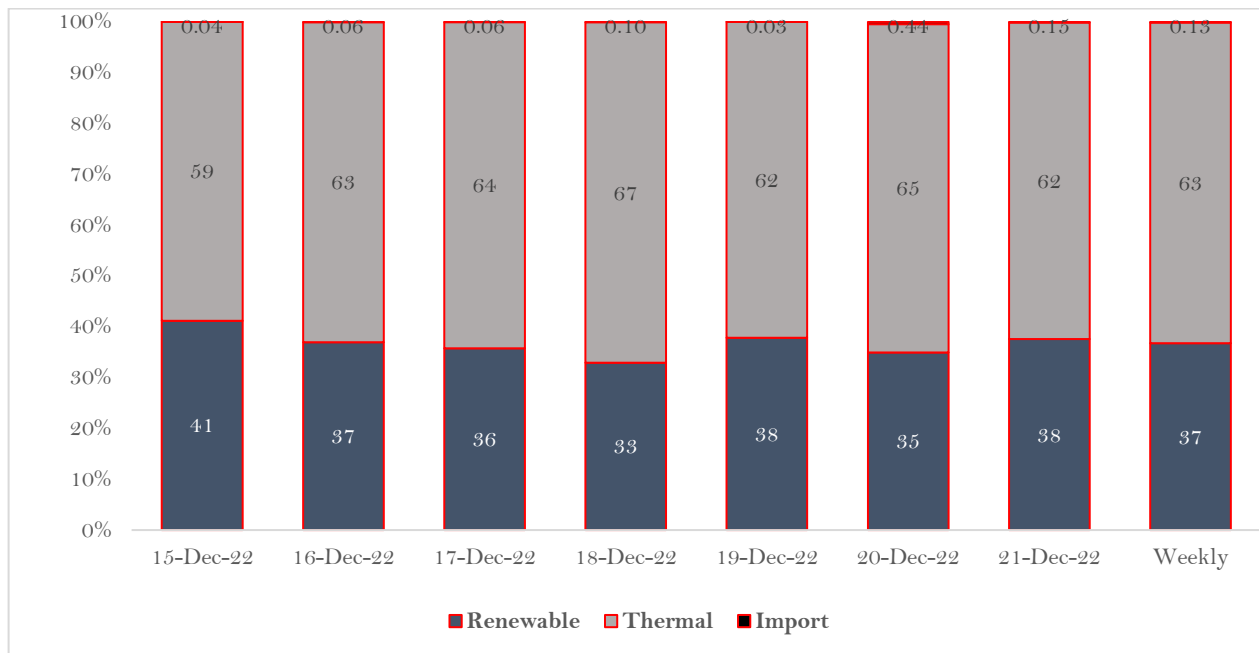
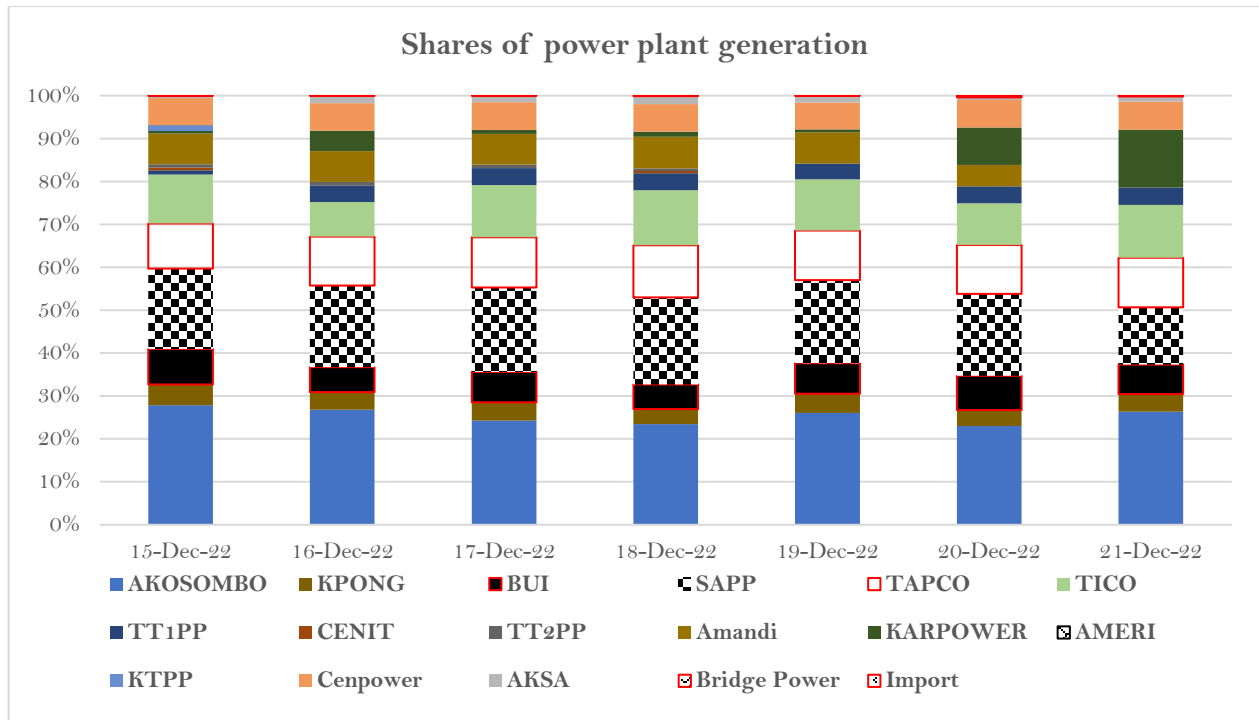
## WEEKLY WHOLESALE ELECTRICITY MARKET (WEM) STATISTICS

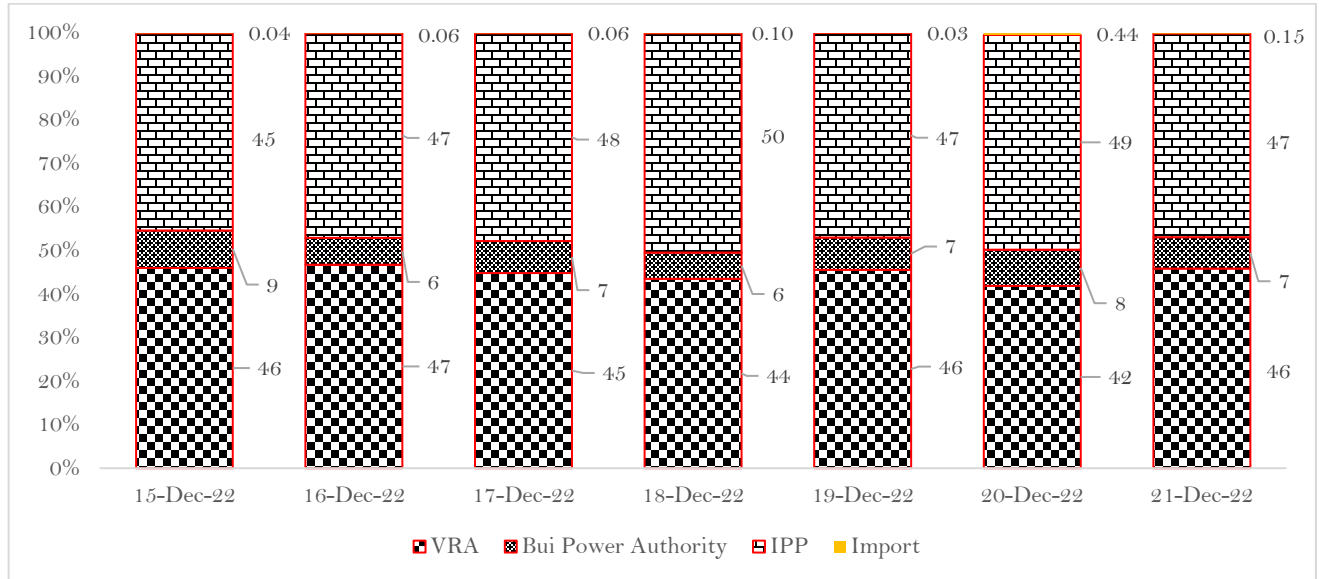
15<sup>th</sup> December 2022 to 21<sup>st</sup> December 2022

**System Marginal Cost Vs Average Market Prices for Week 3 of December 2022**



	15-Dec-22	16-Dec-22	17-Dec-22	18-Dec-22	19-Dec-22	20-Dec-22	21-Dec-22
■ SMC	81.09	76.13	79.84	80.57	80.16	79.92	81.66
▣ Average Market Price	83.59	85.37	87.58	88.94	87.20	85.31	86.26
■ SMP	102.13	97.19	101.06	102.30	102.26	101.63	103.07

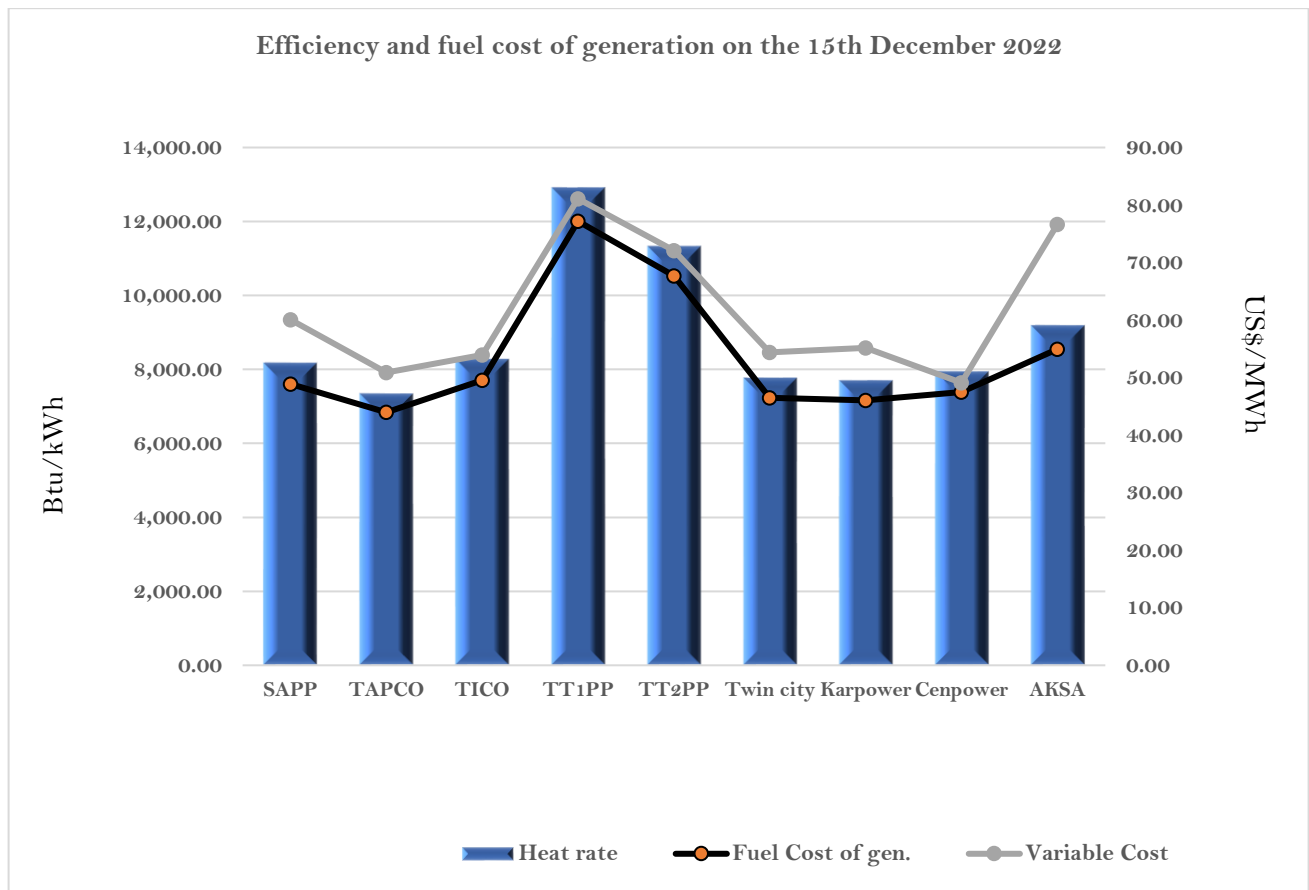


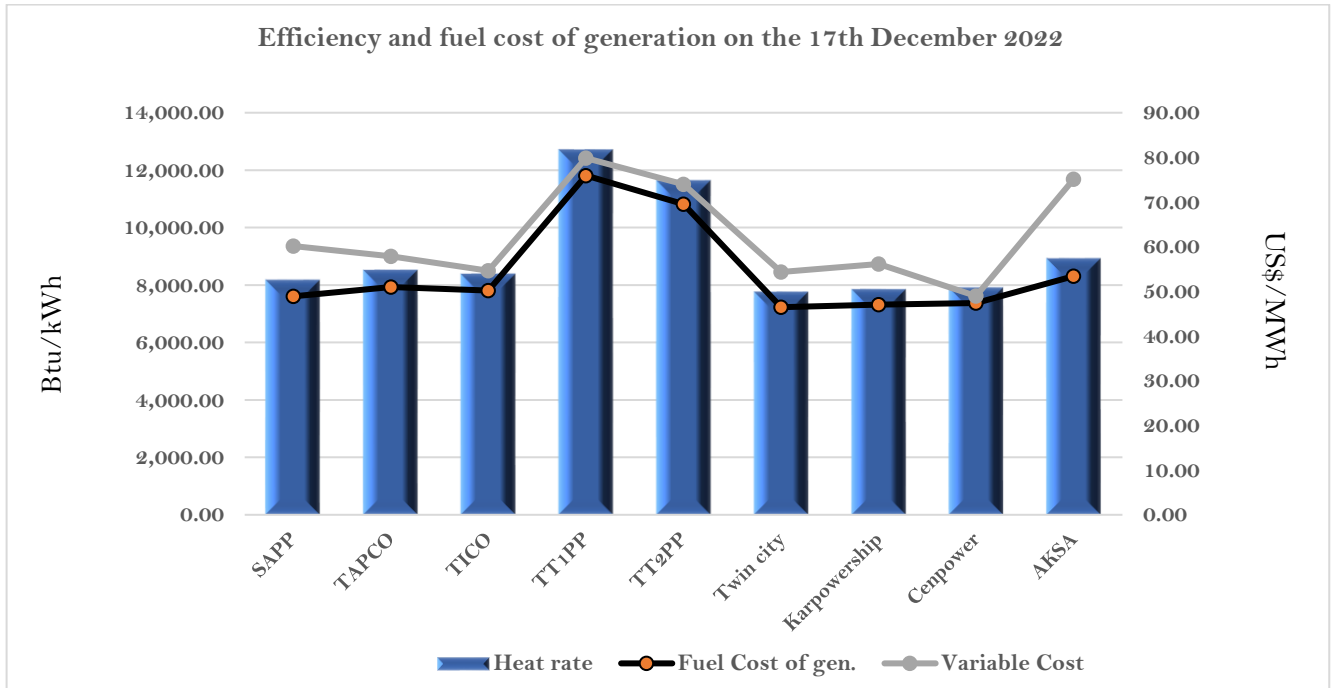
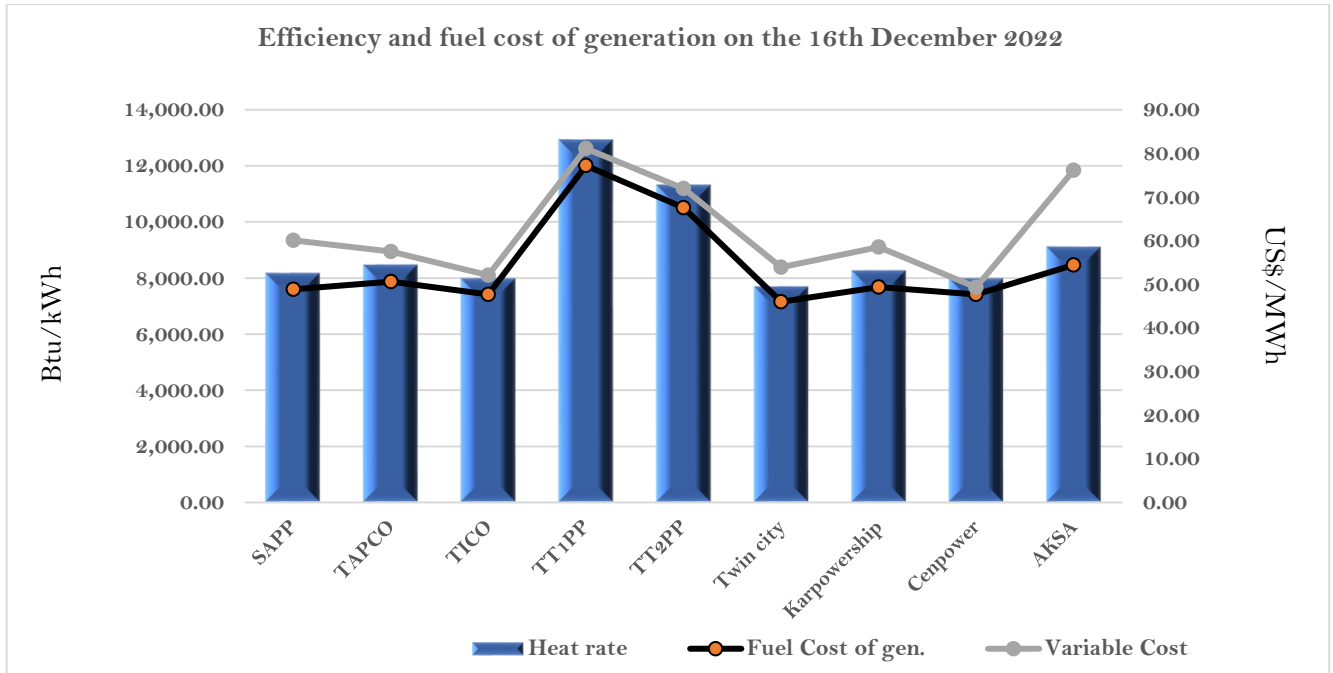


Power Plants	Power Plant Generation (GWh)							
	15-Dec-22	16-Dec-22	17-Dec-22	18-Dec-22	19-Dec-22	20-Dec-22	21-Dec-22	Total
AKOSOMBO	18.55	17.55	15.37	14.41	16.79	15.04	16.99	114.70
KPONG	3.21	2.67	2.69	2.17	2.88	2.47	2.64	18.73
BUI	5.53	3.82	4.46	3.49	4.54	5.21	4.43	31.48
BUI Solar	0.23	0.23	0.19	0.23	0.23	0.22	0.23	1.56
VRA Kaleo	0.06	0.05	0.02	0.05	0.06	0.04	0.05	0.33
SAPP	12.46	12.48	12.46	12.47	12.47	12.52	8.57	83.43
TAPCO	7.02	7.44	7.41	7.46	7.44	7.46	7.44	51.67
TICO	7.60	5.27	7.73	7.90	7.69	6.33	7.93	50.45
TT1PP	0.63	2.56	2.50	2.43	2.35	2.58	2.58	15.63
CENIT	0.45	0.00	0.00	0.30	0.00	0.00	0.00	0.75
TT2PP	0.52	0.52	0.51	0.37	0.00	0.00	0.01	1.93
Amandi	4.74	4.69	4.51	4.55	4.71	3.30	0.00	26.50
KARPOWER	0.49	3.12	0.56	0.74	0.44	5.72	8.72	19.79
AMERI	0.00	0.00	0.00	0.00	0.00	0.00	0.00	0.00
KTPP	0.84	0.00	0.00	0.00	0.00	0.00	0.00	0.84
Cenpower	4.22	4.22	4.10	3.90	3.99	4.20	4.20	28.83
AKSA	0.32	1.09	0.95	1.17	1.03	0.35	0.81	5.72
Bridge Power	0.00	0.00	0.00	0.00	0.00	0.00	0.00	0.00
Import	0.03	0.04	0.04	0.06	0.02	0.29	0.10	0.58
<b>Total</b>	<b>66.90</b>	<b>65.75</b>	<b>63.50</b>	<b>61.70</b>	<b>64.64</b>	<b>65.73</b>	<b>64.70</b>	<b>452.92</b>



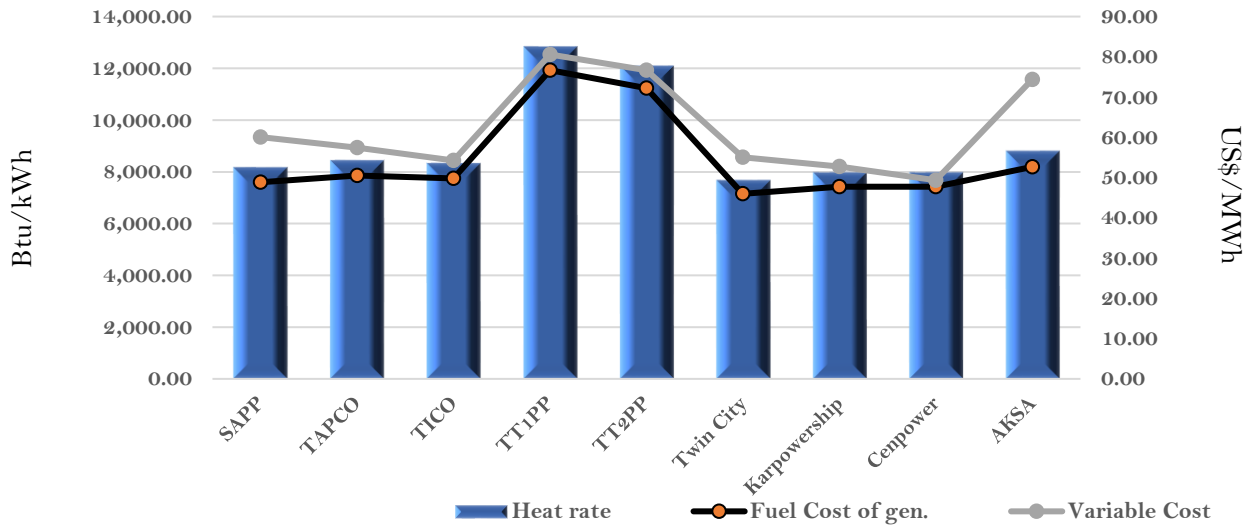
	System Peak Load (MW)	Ghana Peak Load (MW)	Supply (GWh)	Load Factor (%)
15-Dec-22	3,235.80	2,694.50	66.90	86.15
16-Dec-22	3,181.70	2,639.30	65.75	86.10
17-Dec-22	3,096.90	2,579.20	63.50	85.43
18-Dec-22	3,081.10	2,602.60	61.70	83.44
19-Dec-22	3,283.19	2,431.56	64.64	82.03
20-Dec-22	3,278.84	2,675.60	65.73	83.53
21-Dec-22	3,182.90	2,737.30	64.70	84.70



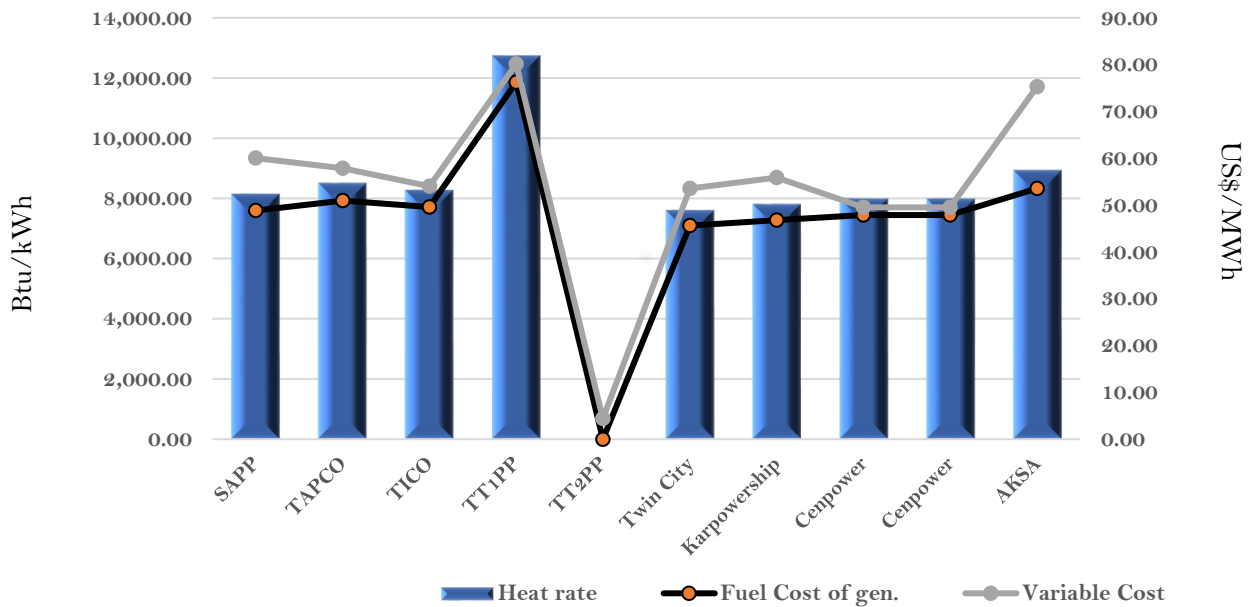




Efficiency and fuel cost of generation on the 18th December 2022

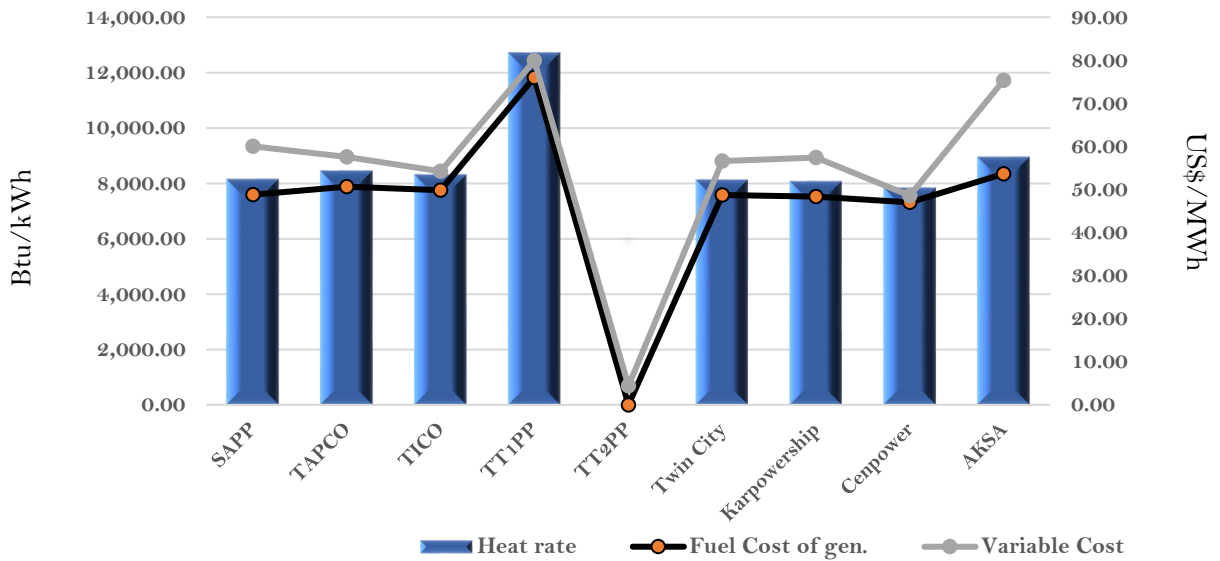


Efficiency and fuel cost of generation on the 19th December 2022

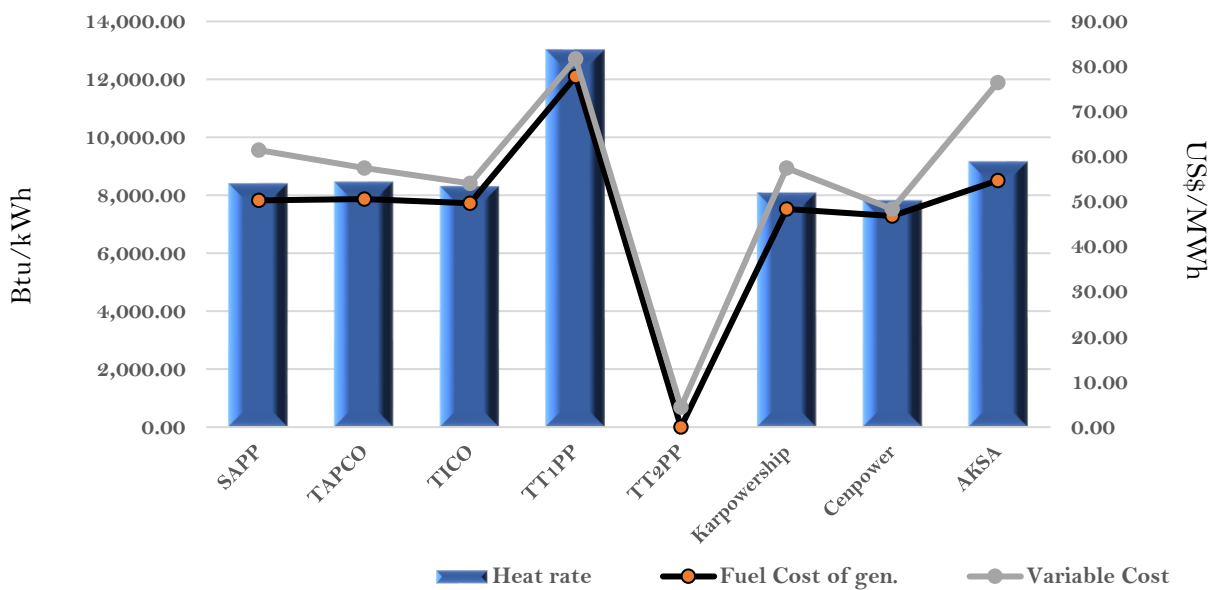




Efficiency and fuel cost of generation on the 20th December 2022



Efficiency and fuel cost of generation on the 21st December 2022



For any enquiries please contact the: EMOP Administrator, EMOP Secretariat, Energy Commission, Accra. Telephone: +233302908193; or email: [emop@energycom.gov.gh](mailto:emop@energycom.gov.gh)

