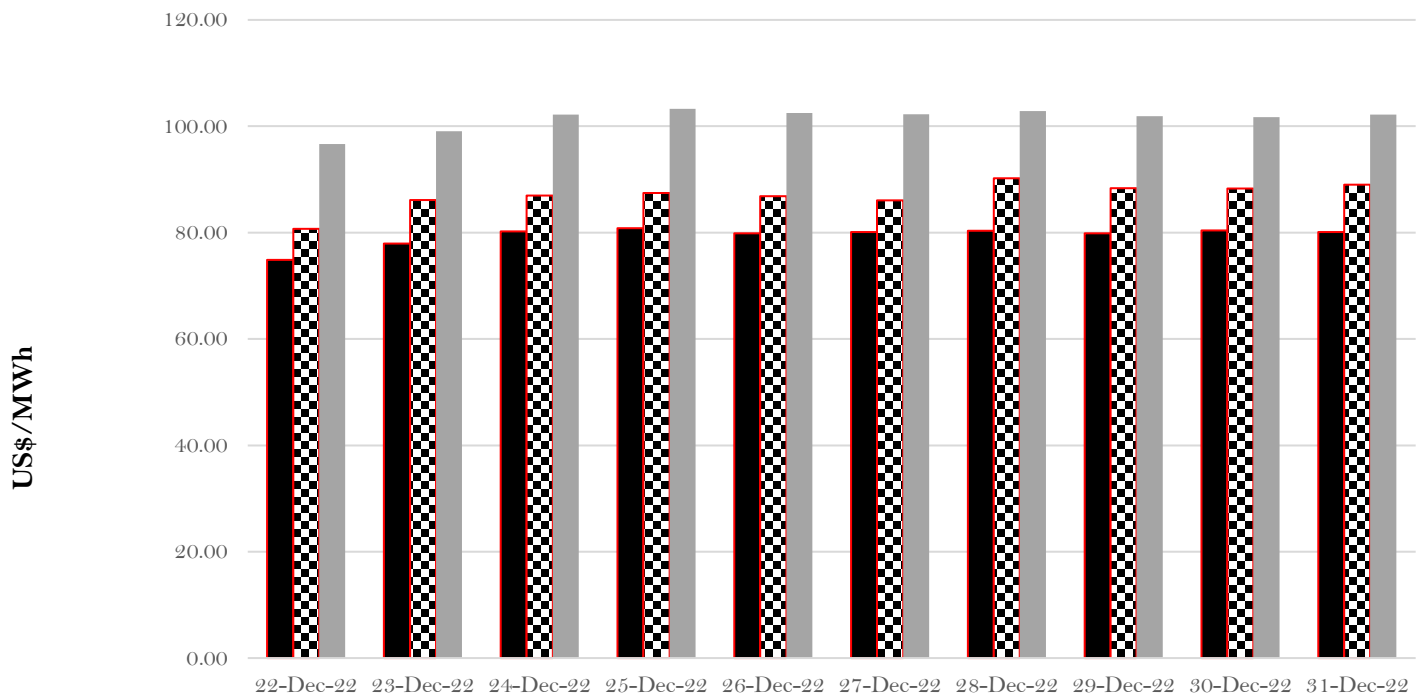




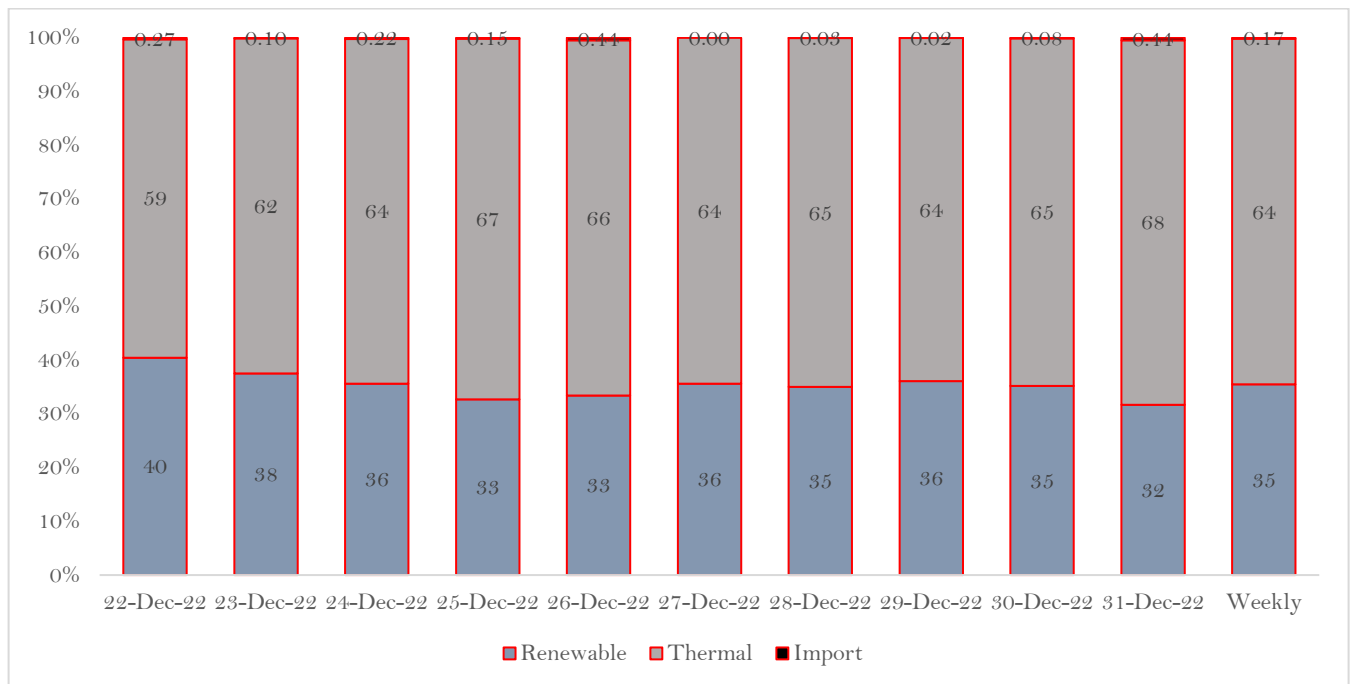
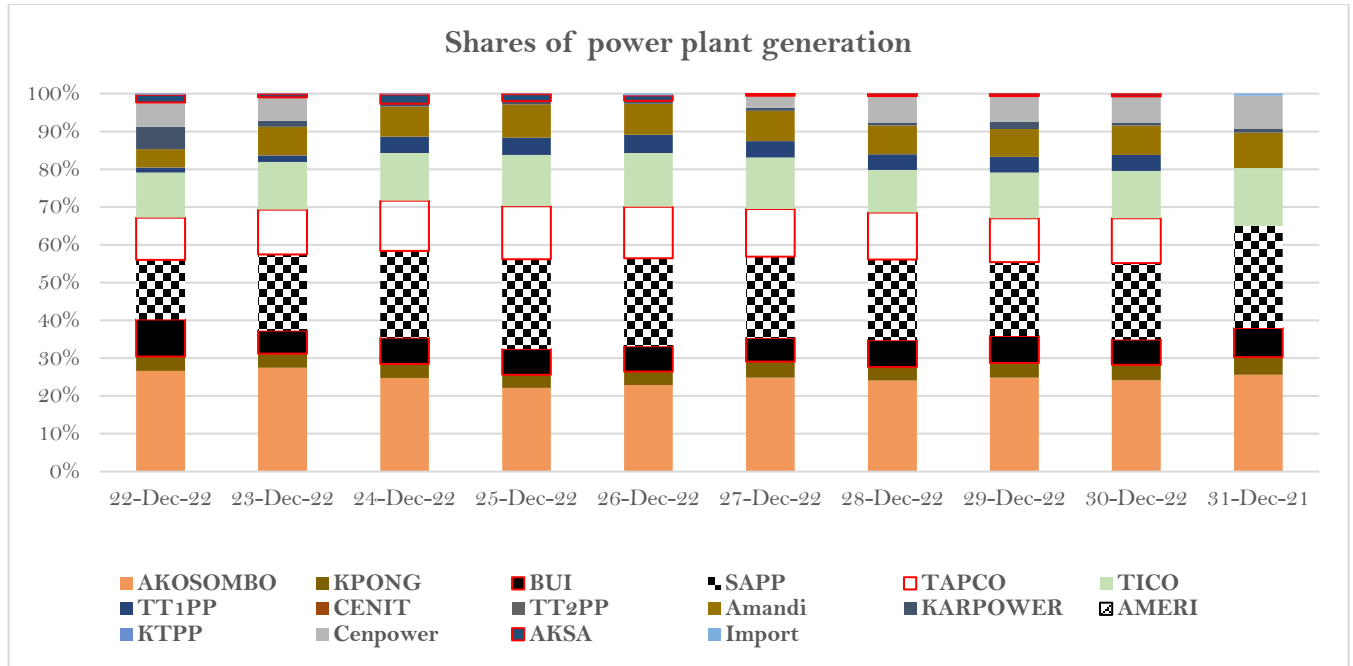
WEEKLY WHOLESALE ELECTRICITY MARKET (WEM) STATISTICS

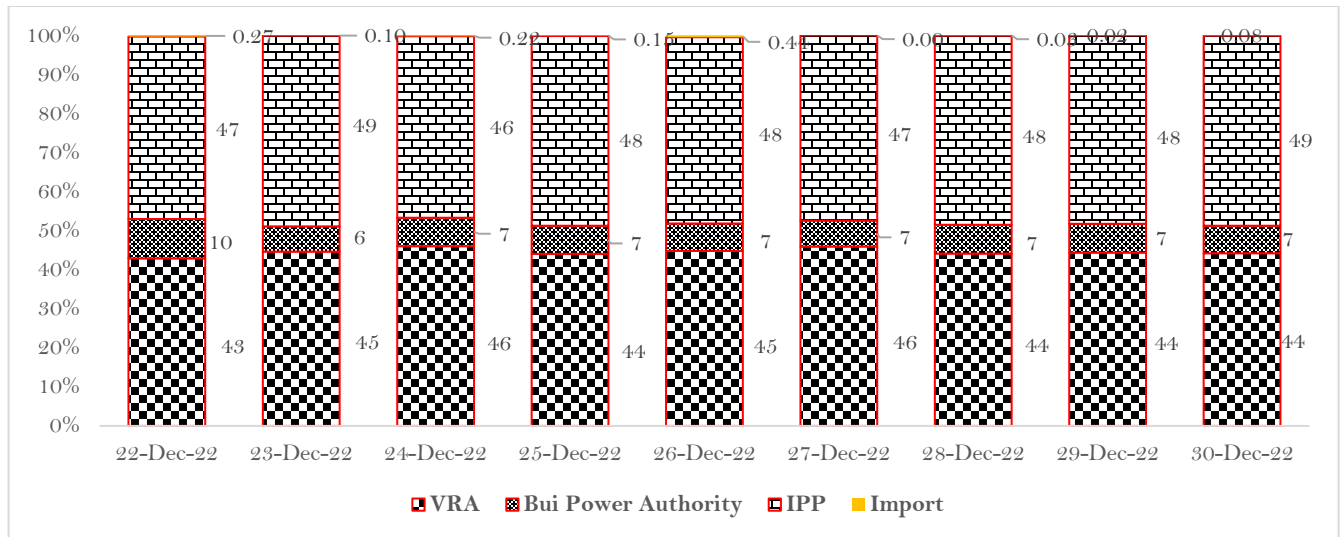
22nd December 2022 to 31st December 2022

System Marginal Cost Vs Average Market Prices for Week 4 of December 2022



	22-Dec-22	23-Dec-22	24-Dec-22	25-Dec-22	26-Dec-22	27-Dec-22	28-Dec-22	29-Dec-22	30-Dec-22	31-Dec-22
■ SMC	74.87	77.94	80.22	80.86	79.85	80.11	80.37	79.86	80.41	80.13
▣ Average Market Price	80.73	86.12	86.95	87.48	86.87	86.08	90.22	88.33	88.30	89.04
■ SMP	96.67	99.08	102.22	103.26	102.50	102.26	102.87	101.87	101.69	102.21

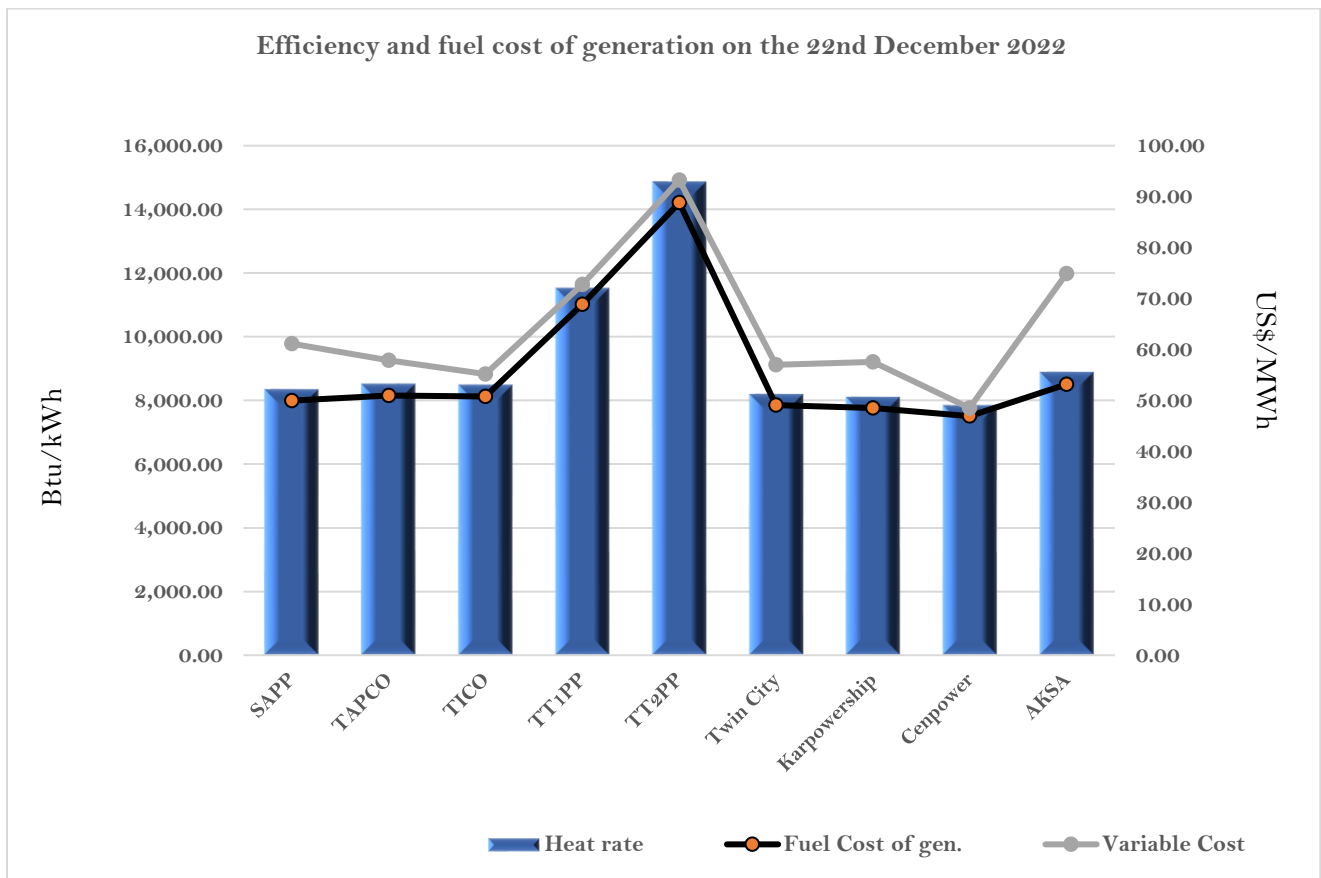




Power Plants	Power Plant Generation (GWh)										Total
	22-Dec-22	23-Dec-22	24-Dec-22	25-Dec-22	26-Dec-22	27-Dec-22	28-Dec-22	29-Dec-22	30-Dec-22	31-Dec-21	
AKOSOMBO	17.65	17.23	13.69	11.64	12.40	14.46	14.16	15.48	14.73	11.84	143.28
KPONG	2.53	2.30	2.06	1.82	1.93	2.45	2.10	2.45	2.50	2.17	22.31
BUI	6.51	3.85	3.84	3.59	3.60	3.62	4.15	4.40	4.09	3.58	41.23
BUI Solar	0.21	0.22	0.21	0.23	0.22	0.23	0.23	0.23	0.23	0.25	2.26
VRA Kaleo	0.05	0.05	0.05	0.06	0.06	0.05	0.05	0.05	0.06	0.06	0.54
SAPP	10.46	12.62	12.70	12.49	12.60	12.48	12.55	12.18	12.32	12.51	122.91
TAPCO	7.41	7.44	7.39	7.38	7.37	7.36	7.31	7.24	7.26	7.01	73.17
TICO	7.87	7.88	6.94	7.11	7.68	7.90	6.61	7.53	7.65	7.06	74.23
TT1PP	0.84	1.00	2.43	2.42	2.60	2.52	2.45	2.57	2.59	2.40	21.82
CENIT	0.00	0.00	0.00	0.00	0.00	0.00	0.00	0.00	0.00	0.00	0.00
TT2PP	0.08	0.10	0.00	0.00	0.00	0.00	0.00	0.00	0.00	0.00	0.18
Amandi	3.17	4.74	4.36	4.64	4.42	4.66	4.47	4.62	4.75	4.35	44.18
KARPOWER	3.96	0.98	0.44	0.44	0.44	0.44	0.44	1.18	0.44	0.44	9.20
AMERI	0.00	0.00	0.00	0.00	0.00	0.00	0.00	0.00	0.00	0.00	0.00
KTPP	0.00	0.00	0.00	0.00	0.00	0.00	0.00	0.00	0.00	0.00	0.00
Cenpower	4.26	3.88	0.00	0.00	0.00	1.86	4.12	4.27	4.27	4.09	26.75
AKSA	1.36	0.56	1.36	0.95	0.78	0.34	0.36	0.36	0.37	0.34	6.78
Bridge Power	0.00	0.00	0.00	0.00	0.00	0.00	0.00	0.00	0.00	0.00	0.00
Import	0.18	0.06	0.12	0.08	0.24	0.00	0.02	0.01	0.05	0.25	1.01
Total	66.54	62.91	55.59	52.85	54.34	58.37	59.02	62.57	61.31	56.35	589.85

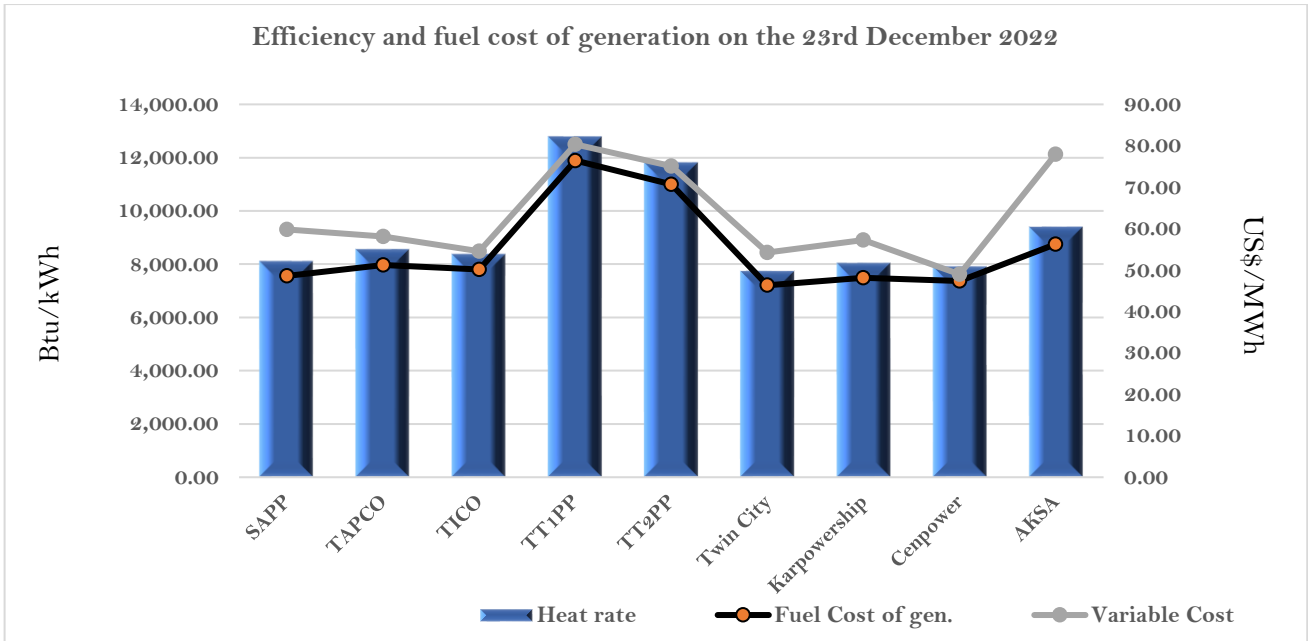


	System Peak Load (MW)	Ghana Peak Load (MW)	Supply (GWh)	Load Factor (%)
22-Dec-22	3,332.60	2,766.90	66.54	83.19
23-Dec-22	3,055.24	2,635.90	62.91	85.80
24-Dec-22	2,810.40	2,565.30	55.59	82.42
25-Dec-22	2,720.60	2,589.20	52.85	80.94
26-Dec-22	2,828.10	2,577.30	54.34	80.06
27-Dec-22	2,970.40	2,611.00	58.37	81.88
28-Dec-22	3,052.60	2,723.00	59.02	80.56
29-Dec-22	3,164.05	2,749.30	62.57	82.40
30-Dec-22	2,998.10	2,507.20	61.31	85.21
31-Dec-22	2,859.80	2,352.80	56.35	82.10

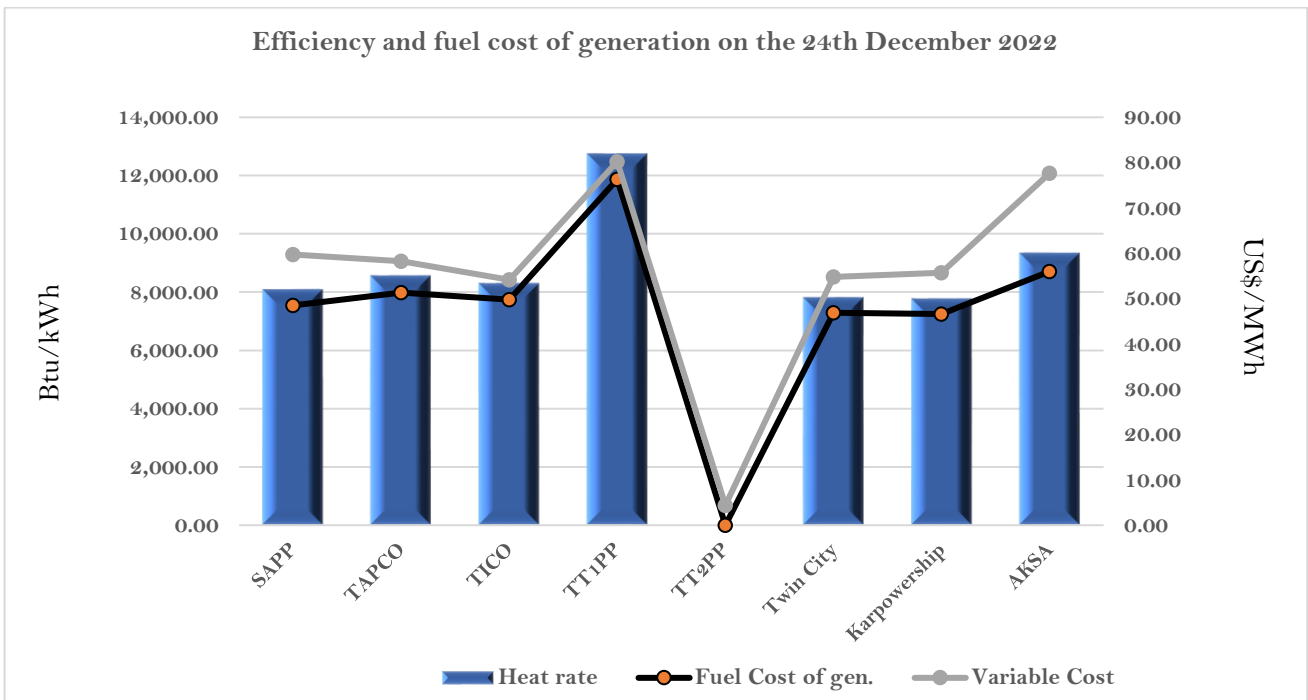




Efficiency and fuel cost of generation on the 23rd December 2022

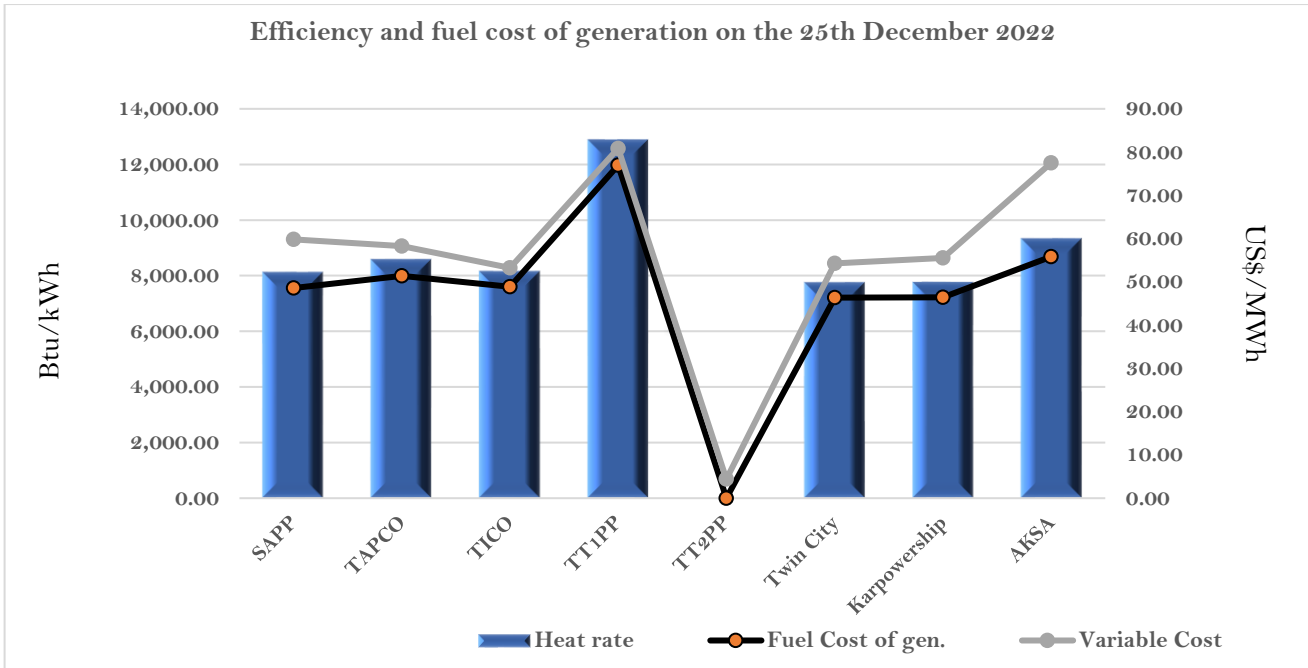


Efficiency and fuel cost of generation on the 24th December 2022

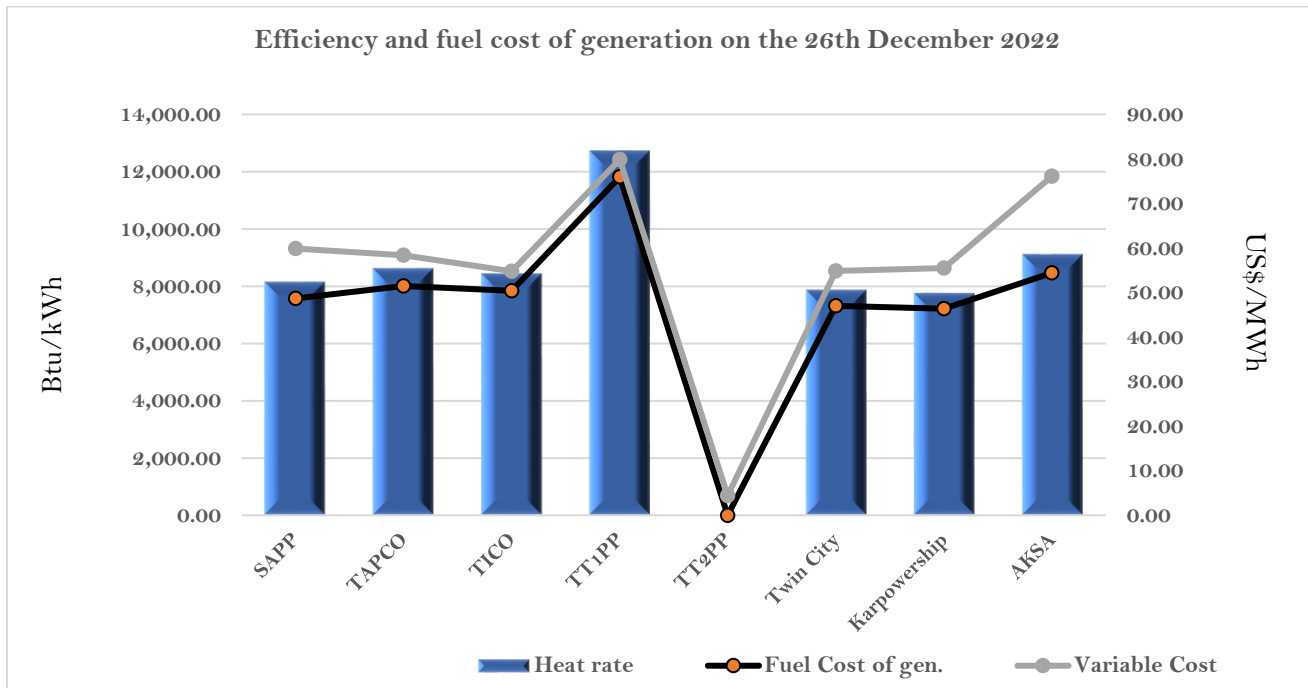




Efficiency and fuel cost of generation on the 25th December 2022

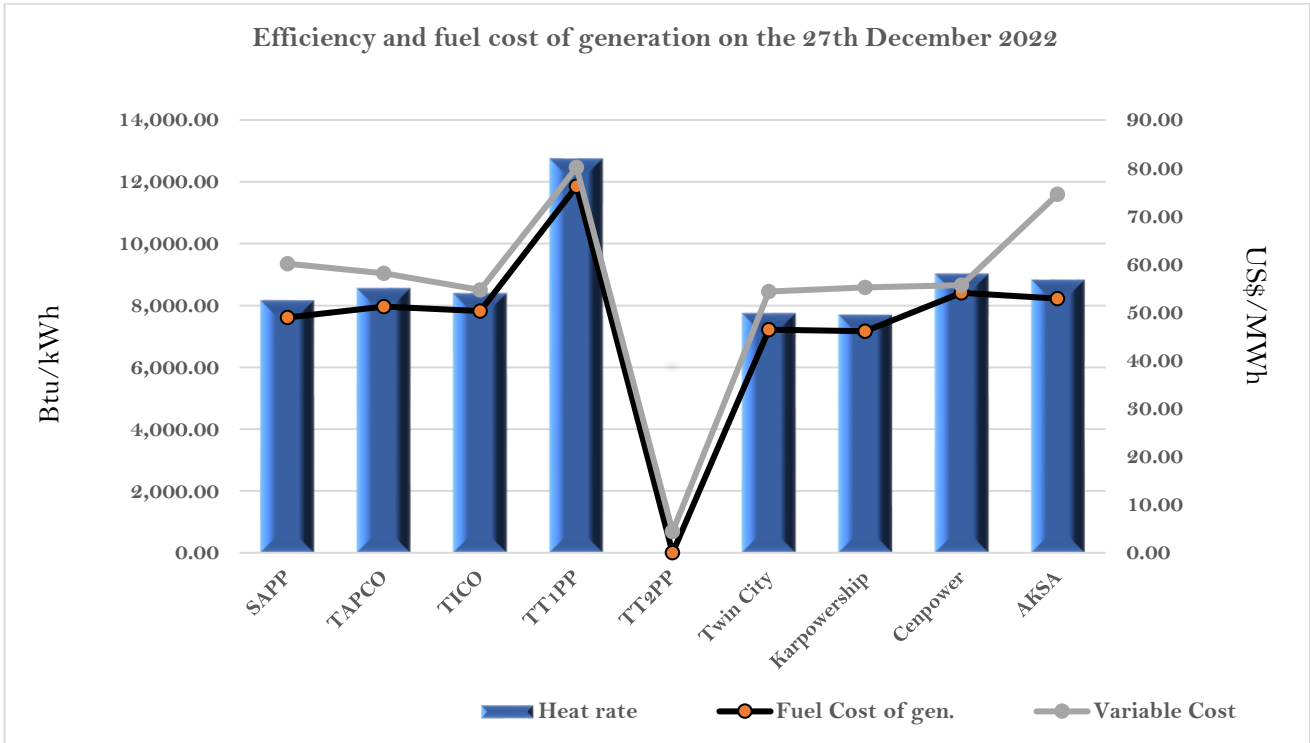


Efficiency and fuel cost of generation on the 26th December 2022

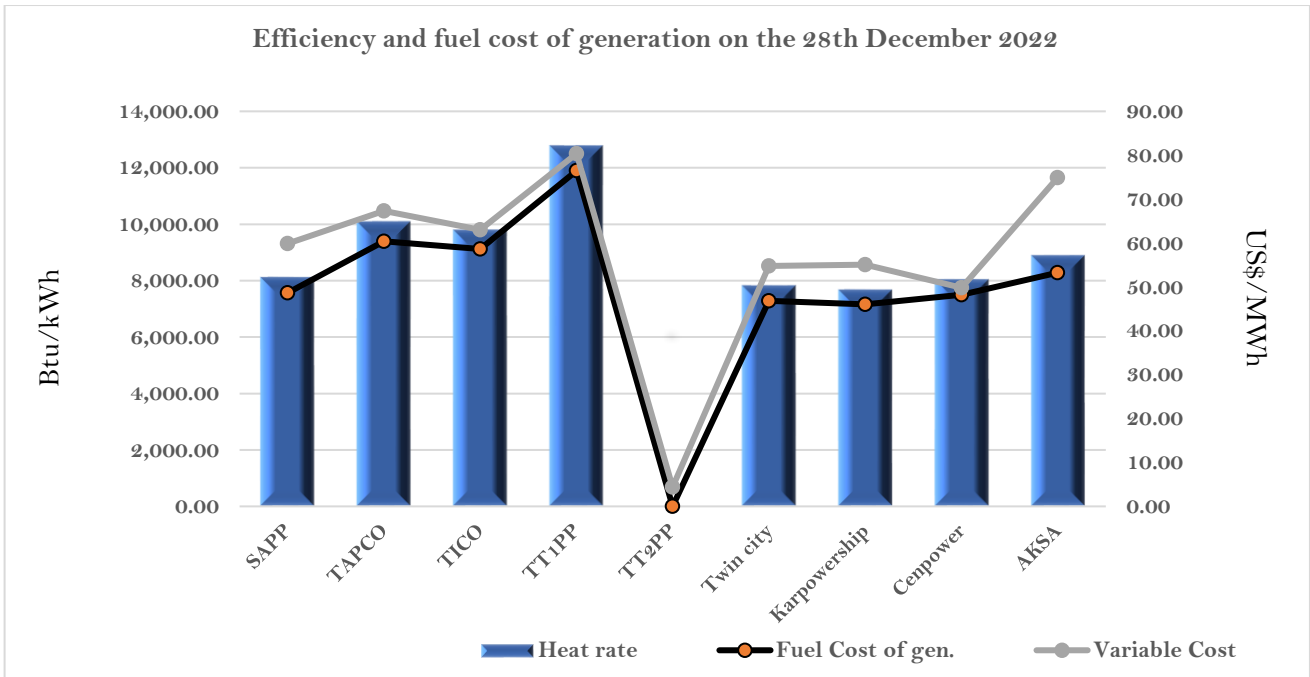




Efficiency and fuel cost of generation on the 27th December 2022

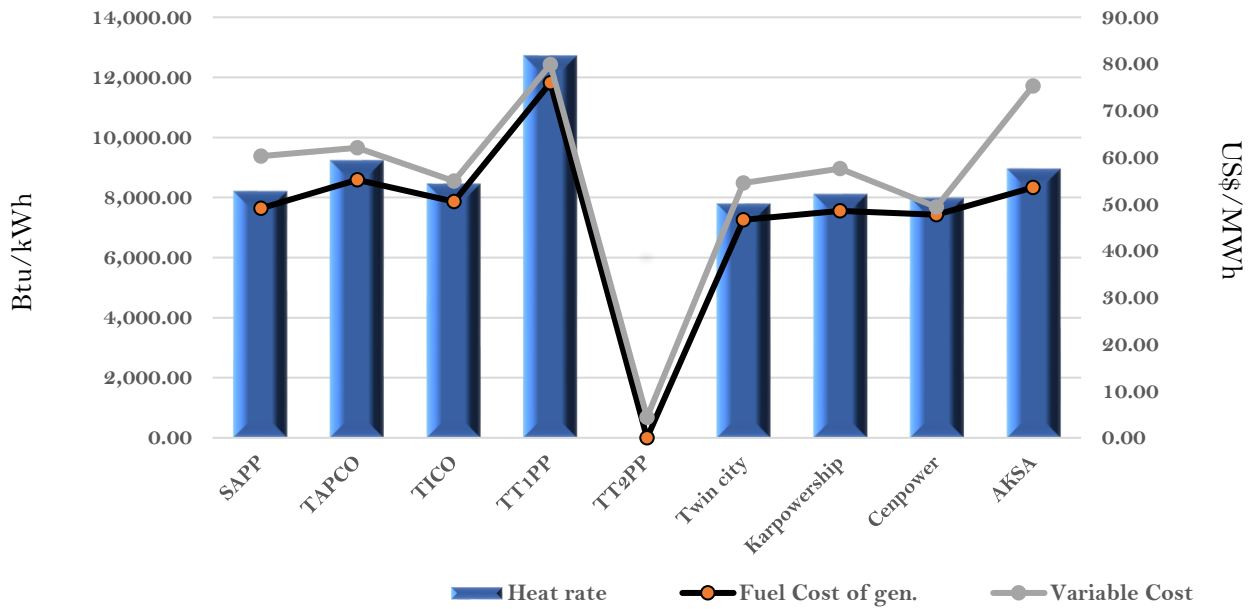


Efficiency and fuel cost of generation on the 28th December 2022

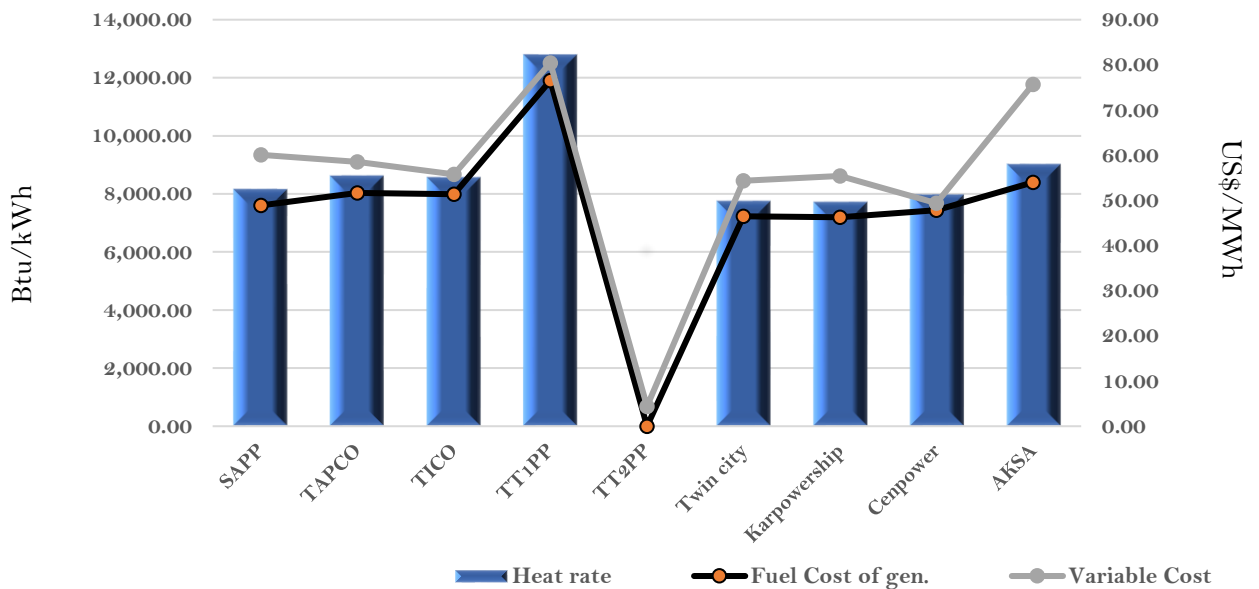




Efficiency and fuel cost of generation on the 29th December 2022

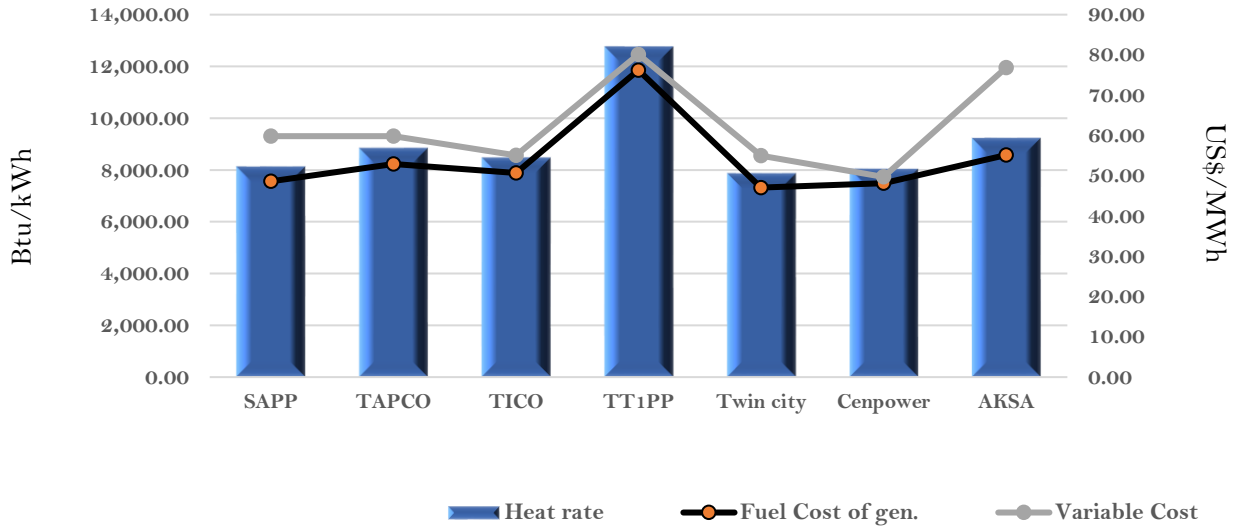


Efficiency and fuel cost of generation on the 30th December 2022

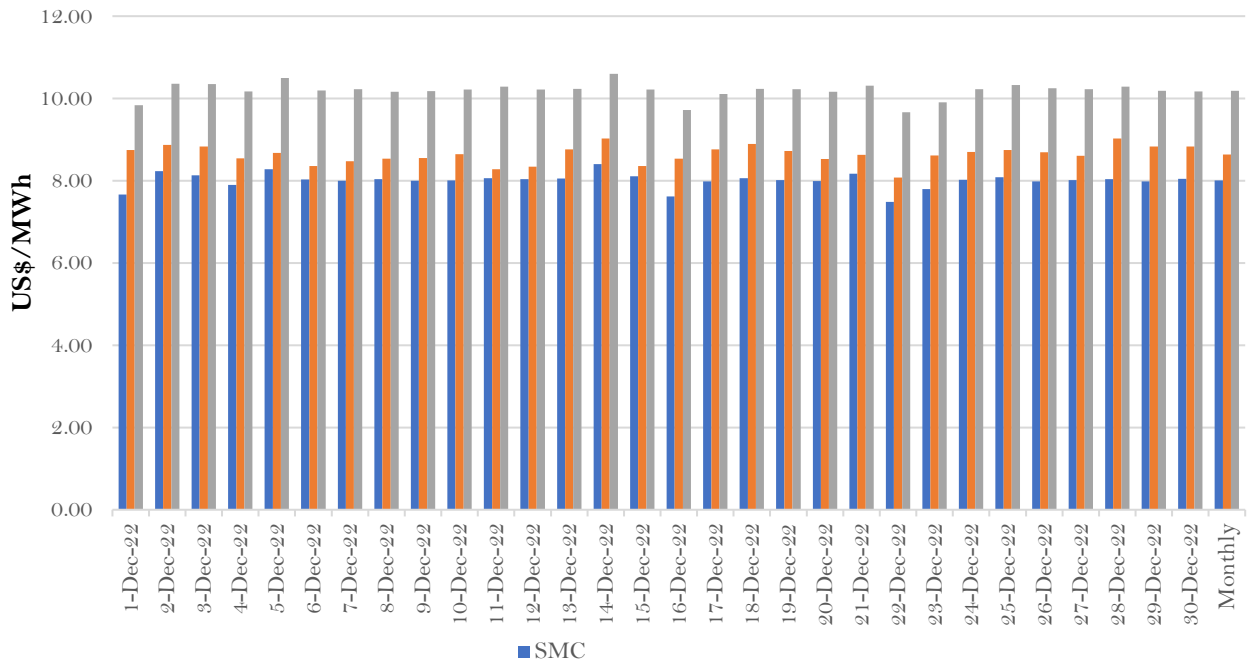




Efficiency and fuel cost of generation on the 31st December 2022



Summary of Market Prices for December 2022



For any enquiries please contact the: EMOP Administrator, EMOP Secretariat, Energy Commission, Accra. Telephone: +233302908193; or email: emop@energycom.gov.gh

