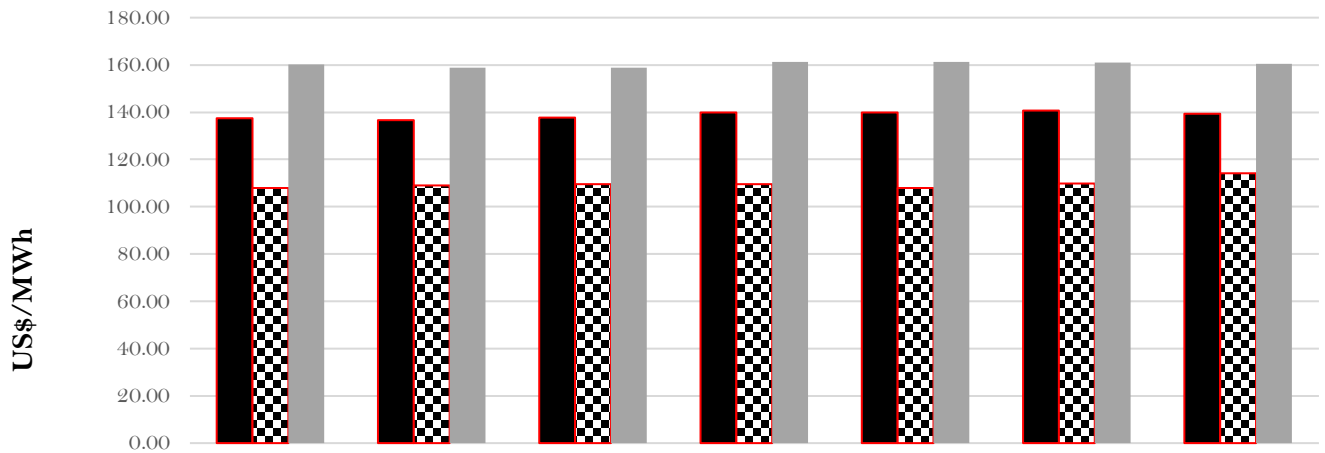




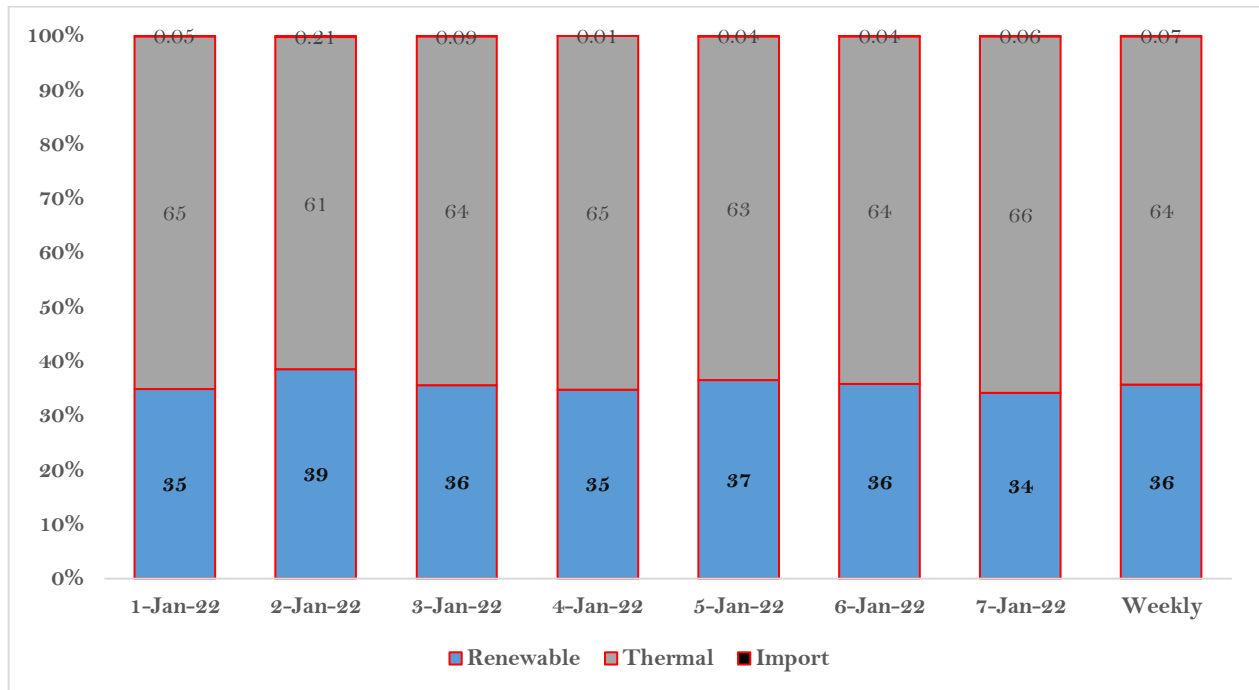
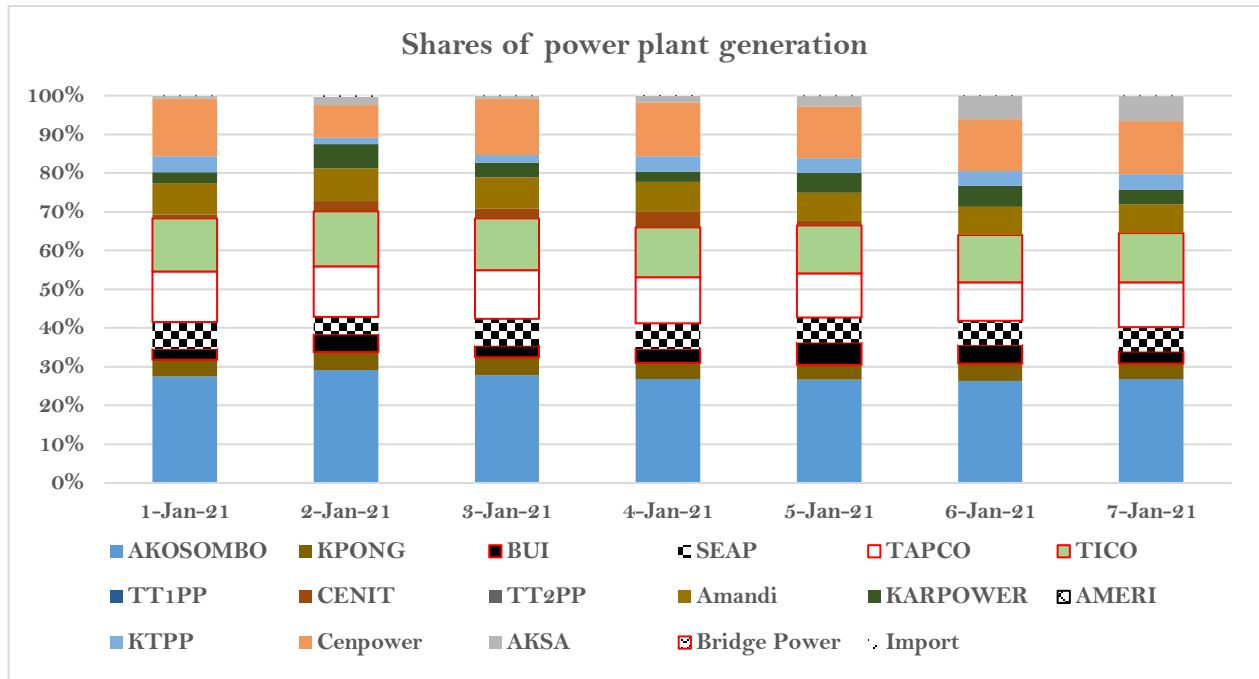
## WEEKLY WHOLESALE ELECTRICITY MARKET (WEM) STATISTICS

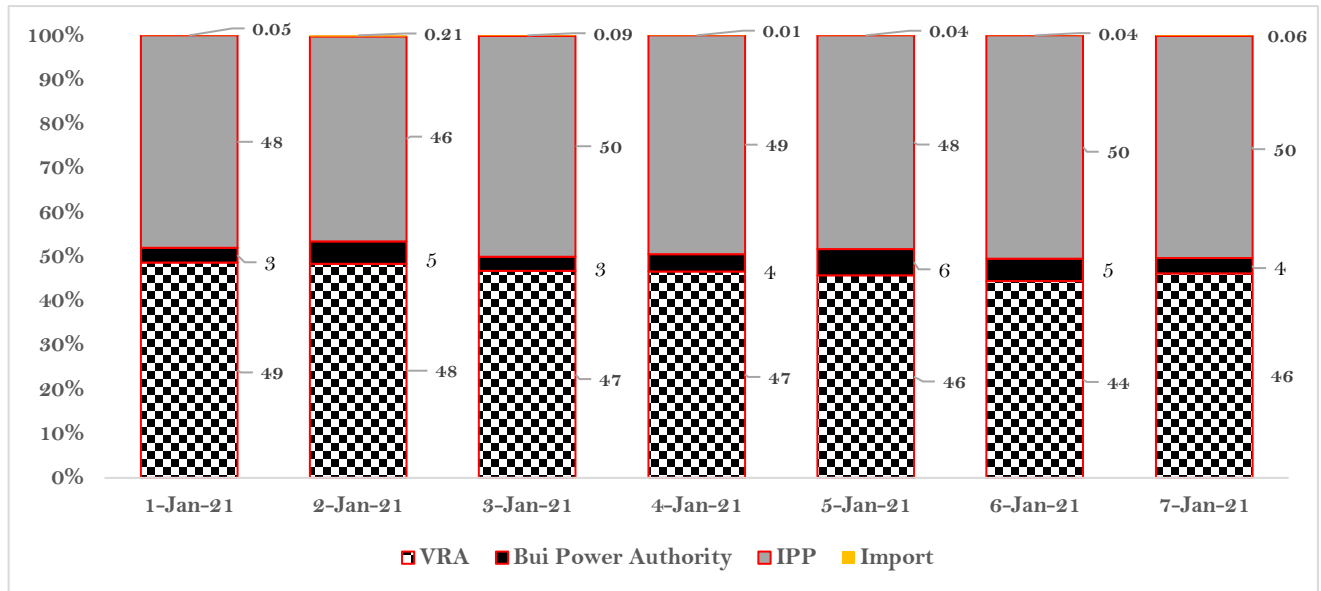
1<sup>st</sup> January 2022 to 7<sup>th</sup> January 2022

**System Marginal Cost Vs Average Market Prices for Week 1 of January 2022**



	1-Jan-22	2-Jan-22	3-Jan-22	4-Jan-22	5-Jan-22	6-Jan-22	7-Jan-22
■ SMC	137.54	136.73	137.62	139.97	139.92	140.61	139.23
▣ Average Market Price	107.83	108.89	109.69	109.68	107.88	109.83	114.21
■ SMP	160.18	158.83	158.86	161.25	161.36	161.05	160.47

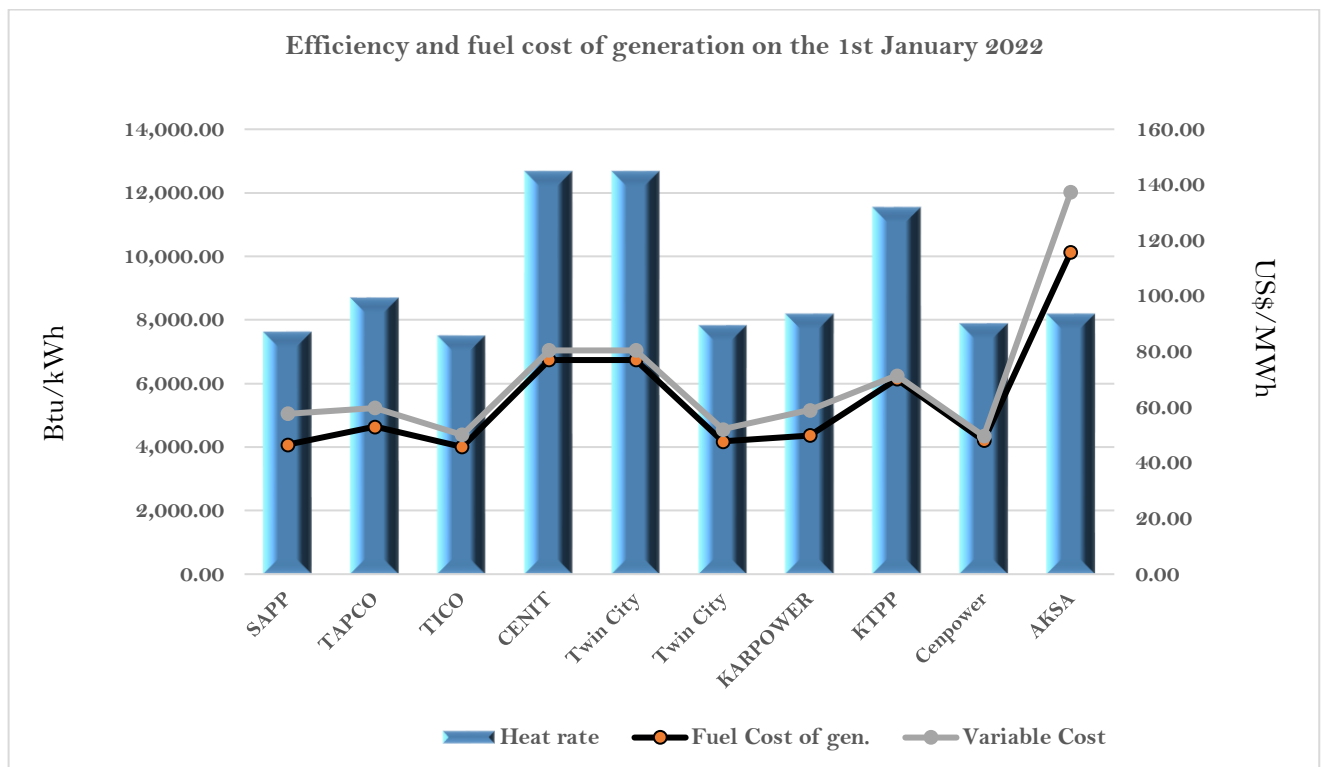


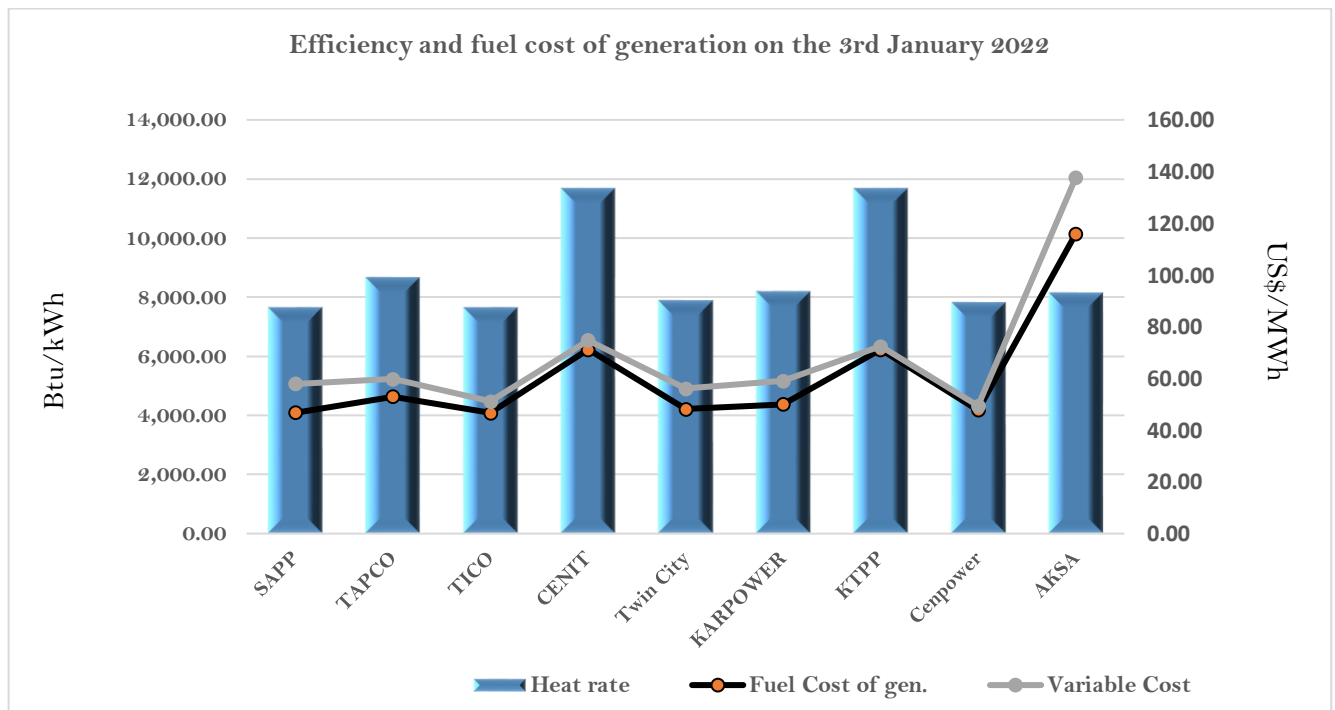
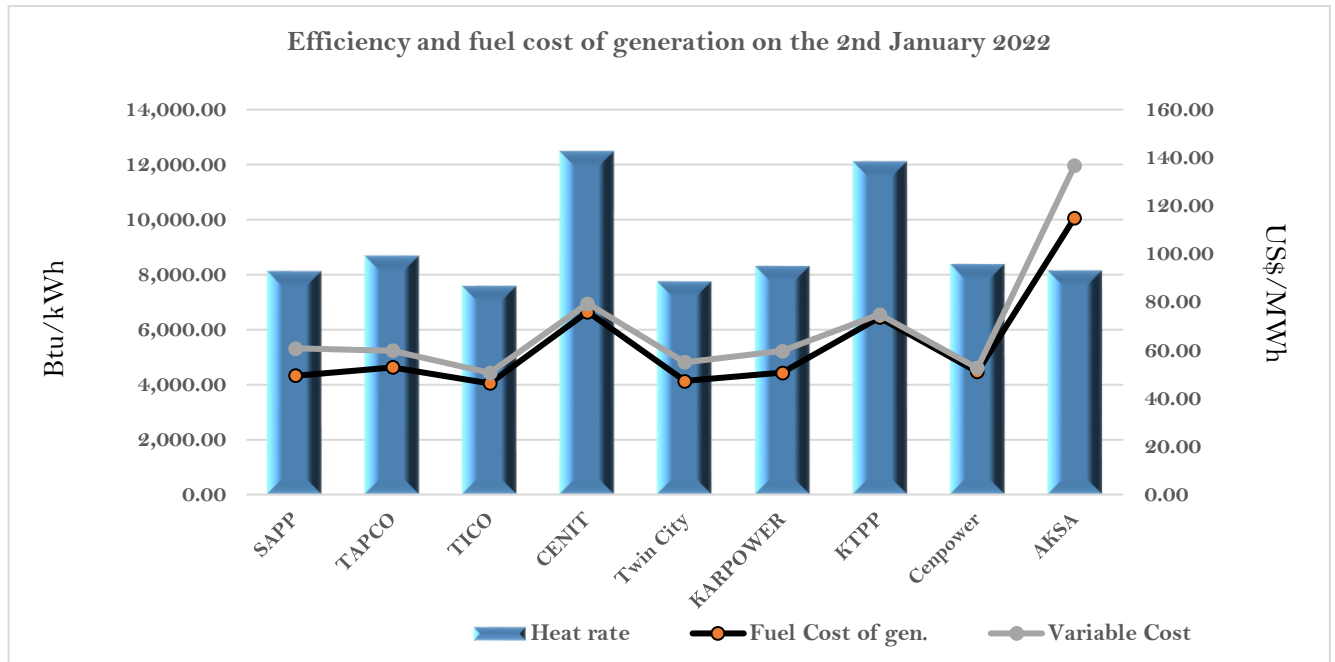


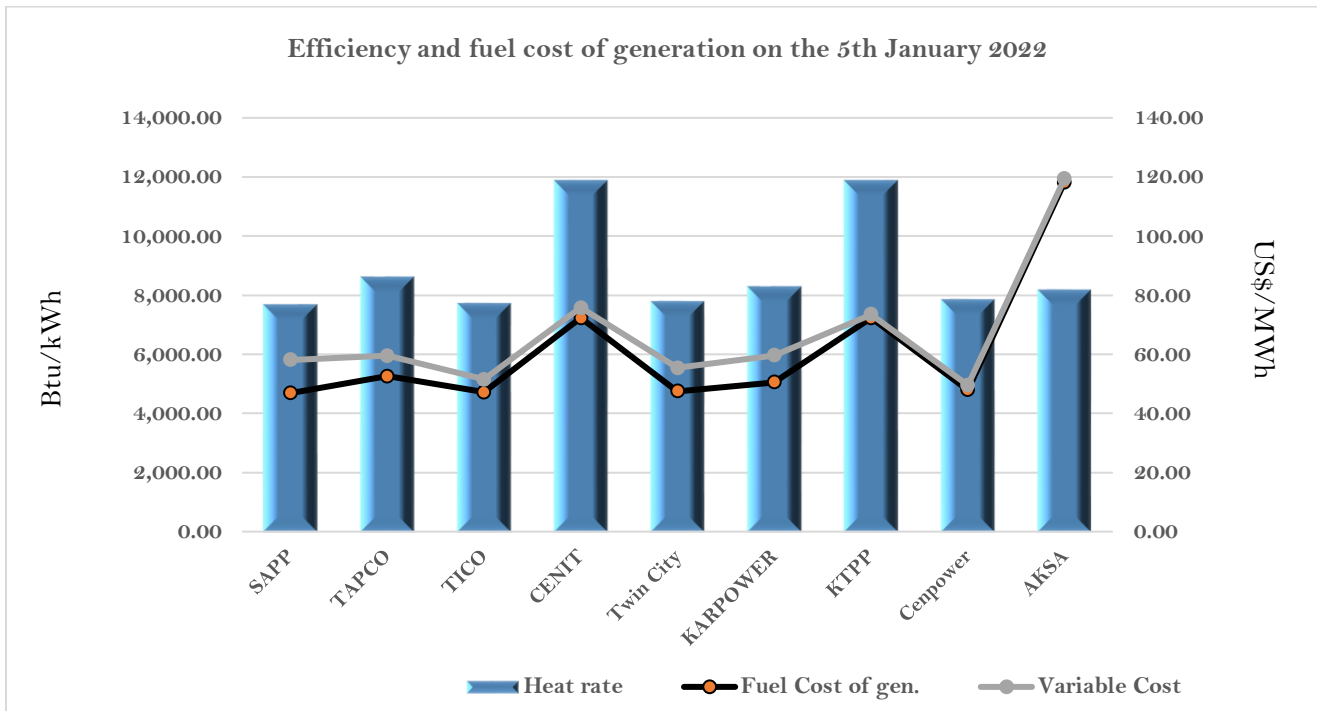
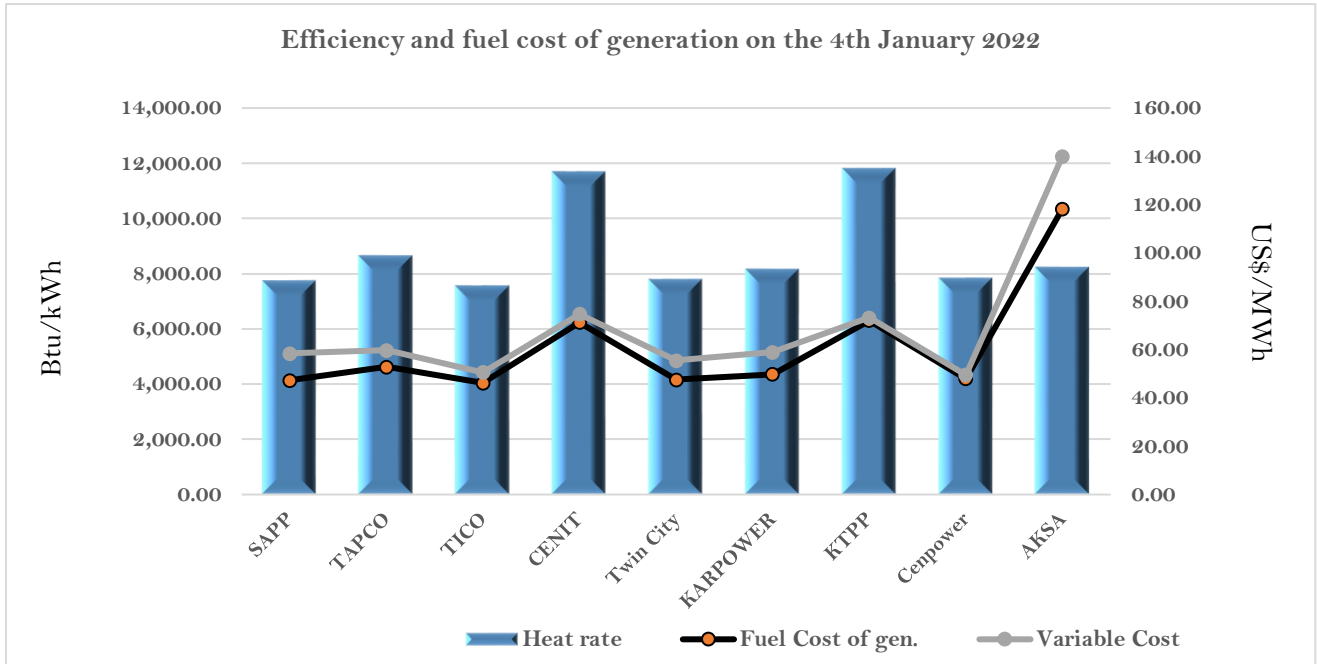
Power Plants	Power Plant generation (GWh)							
	1-Jan-21	2-Jan-21	3-Jan-21	4-Jan-21	5-Jan-21	6-Jan-21	7-Jan-21	Total
AKOSOMBO	15.44	16.35	16.29	16.69	17.08	16.94	16.64	115.41
KPONG	2.44	2.67	2.73	2.58	2.47	2.88	2.50	18.26
BUI	1.62	2.55	1.75	2.24	3.69	3.13	1.98	16.96
BUI Solar	0.19	0.23	0.13	0.20	0.20	0.21	0.22	1.38
VRA Kaleo	0.00	0.00	0.00	0.00	0.00	0.00	0.00	0.00
SEAP	3.90	2.56	4.03	4.06	4.03	4.00	3.89	26.48
TAPCO	7.27	7.35	7.33	7.37	7.35	6.46	7.19	50.31
TICO	7.75	7.92	7.89	8.02	7.88	7.88	7.82	55.16
TT1PP	0.00	0.00	0.00	0.00	0.00	0.00	0.00	0.00
CENIT	0.59	1.55	1.47	2.56	0.73	0.00	0.00	6.90
TT2PP	0.00	0.00	0.00	0.00	0.00	0.00	0.00	0.00
Amandi	4.55	4.73	4.66	4.72	4.69	4.67	4.67	32.68
KARPOWER	1.56	3.48	2.28	1.65	3.27	3.50	2.35	18.08
AMERI	0.00	0.00	0.00	0.00	0.00	0.00	0.00	0.00
KTPP	2.35	0.98	1.11	2.44	2.43	2.43	2.43	14.18
Cenpower	8.36	4.68	8.58	8.66	8.61	8.58	8.56	56.03
AKSA	0.37	1.29	0.37	1.08	1.69	3.91	4.00	12.72
Bridge Power	0.00	0.00	0.00	0.00	0.00	0.00	0.00	0.00
Import	0.03	0.12	0.05	0.01	0.03	0.03	0.04	0.30
<b>Total</b>	<b>56.42</b>	<b>56.43</b>	<b>58.66</b>	<b>62.28</b>	<b>64.15</b>	<b>64.62</b>	<b>62.29</b>	<b>424.85</b>

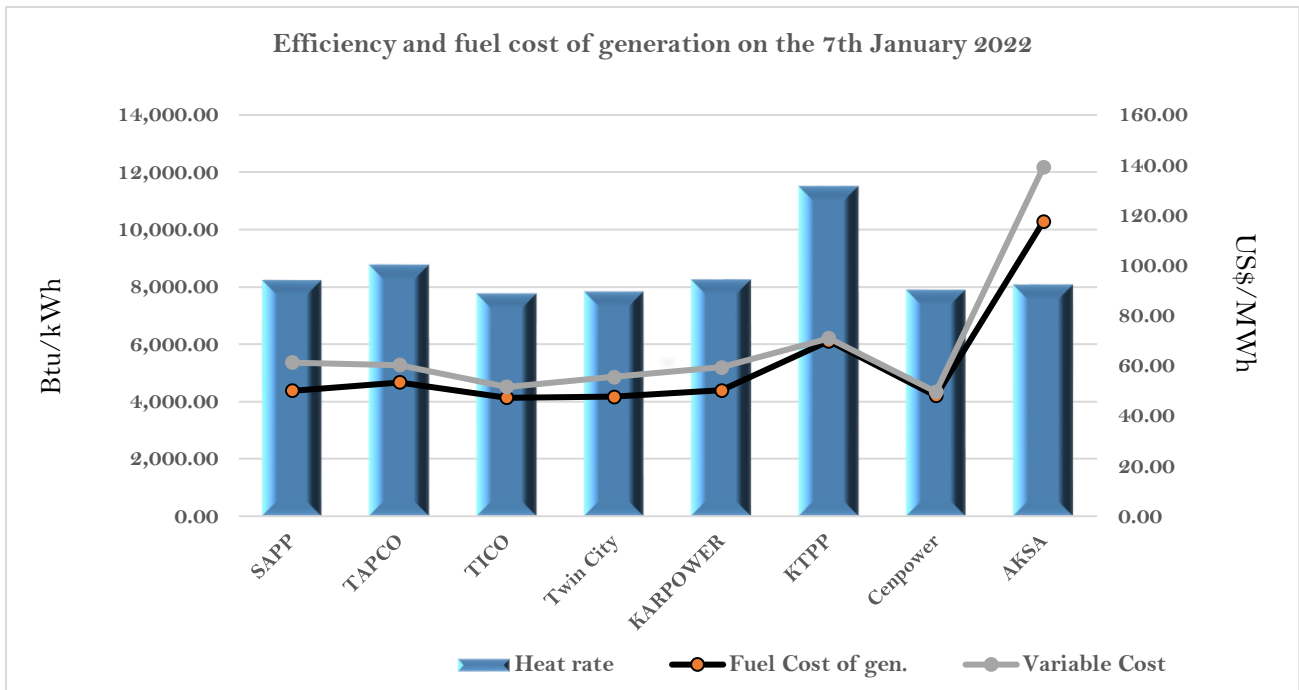
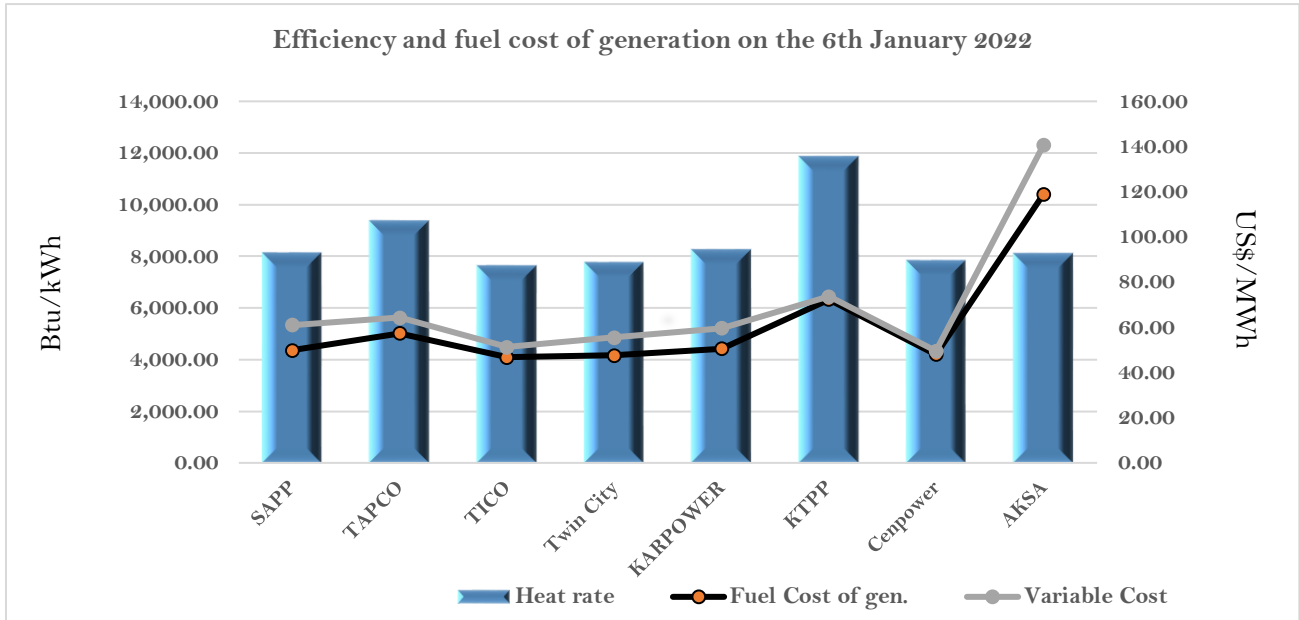


Date	System Peak Load (MW)	Ghana Peak Load (MW)	Supply (GWh)	Load Factor (%)
1-Jan-22	2,935.60	2,682.60	56.42	80.08
2-Jan-22	2,866.20	2,619.20	56.43	82.04
3-Jan-22	2,862.70	2,638.70	58.66	85.38
4-Jan-22	3,045.60	2,841.60	62.28	85.21
5-Jan-22	3,160.60	2,895.60	64.15	84.57
6-Jan-22	3,035.40	2,842.40	64.62	88.70
7-Jan-22	3,040.50	2,714.50	62.29	85.36









For any enquiries please contact the: EMOP Administrator, EMOP Secretariat, Energy Commission, Accra. Telephone: +233302908193; or email: [emop@energycom.gov.gh](mailto:emop@energycom.gov.gh)