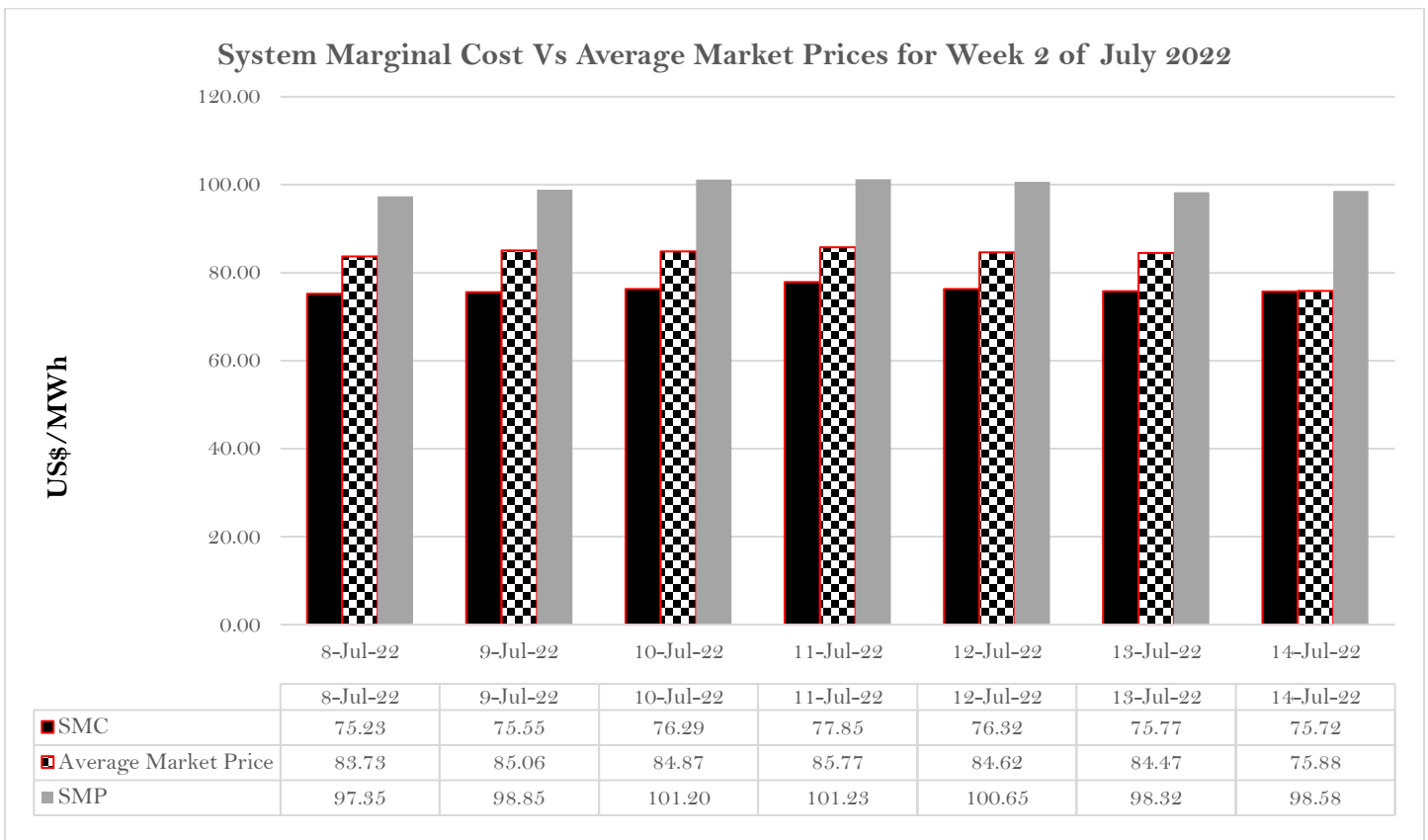
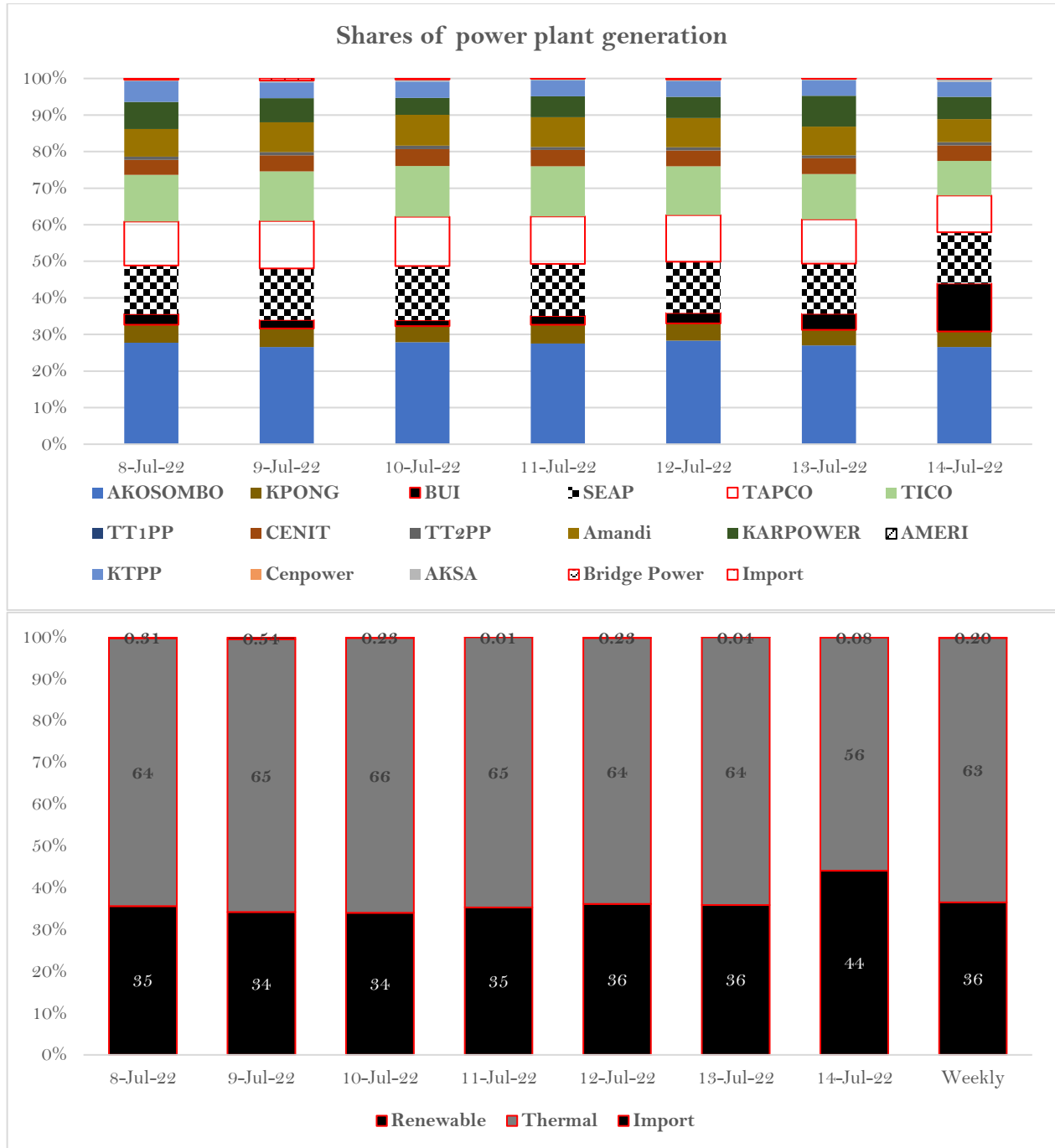





WEEKLY WHOLESALE ELECTRICITY MARKET (WEM) STATISTICS

8th July 2022 to 14th July 2022



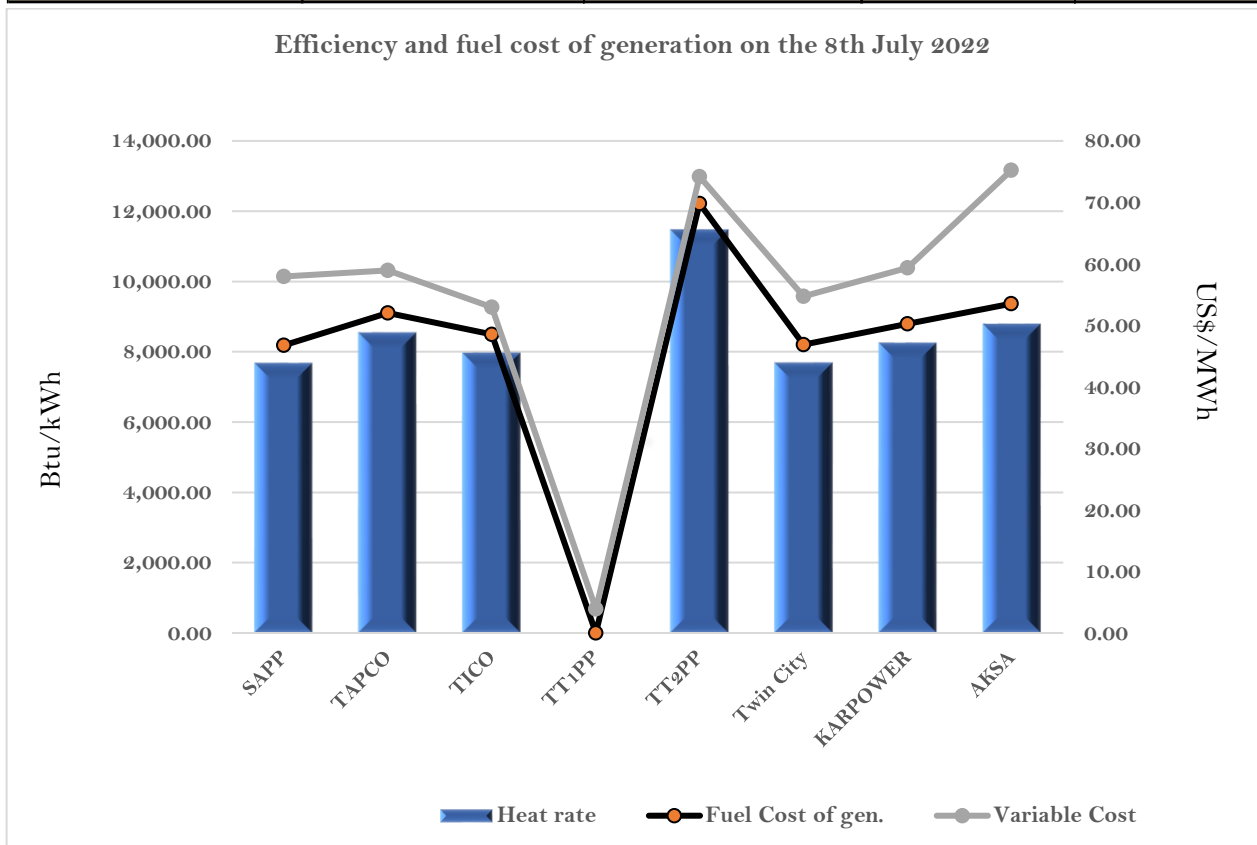


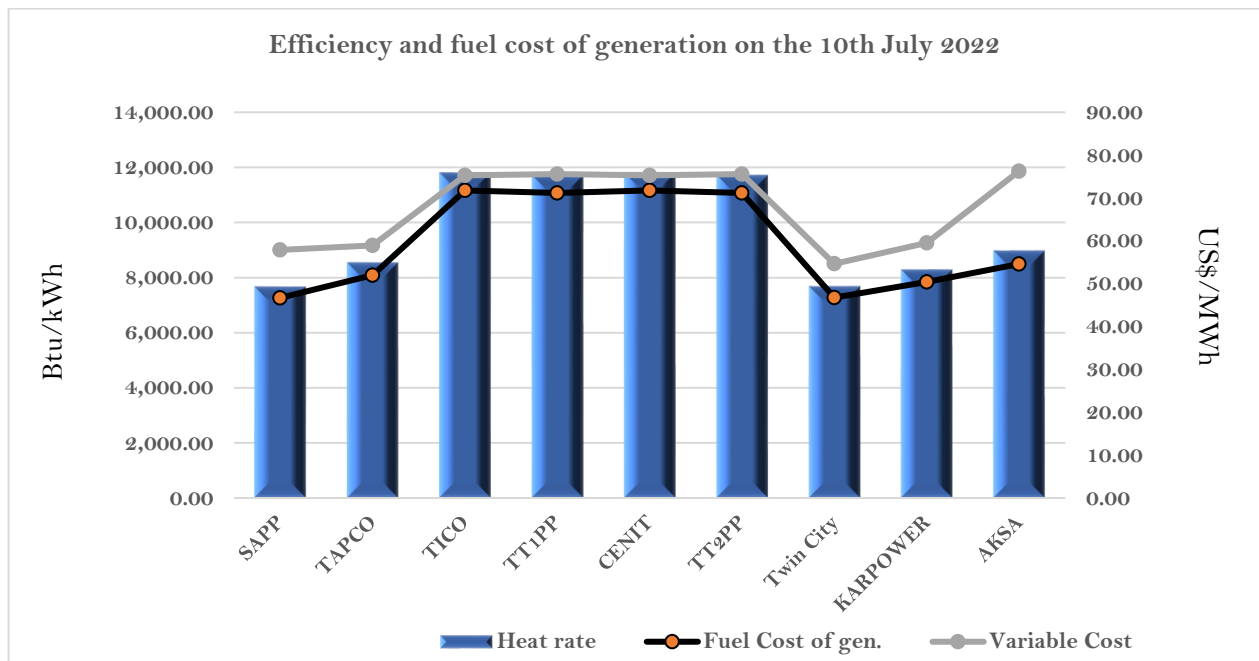
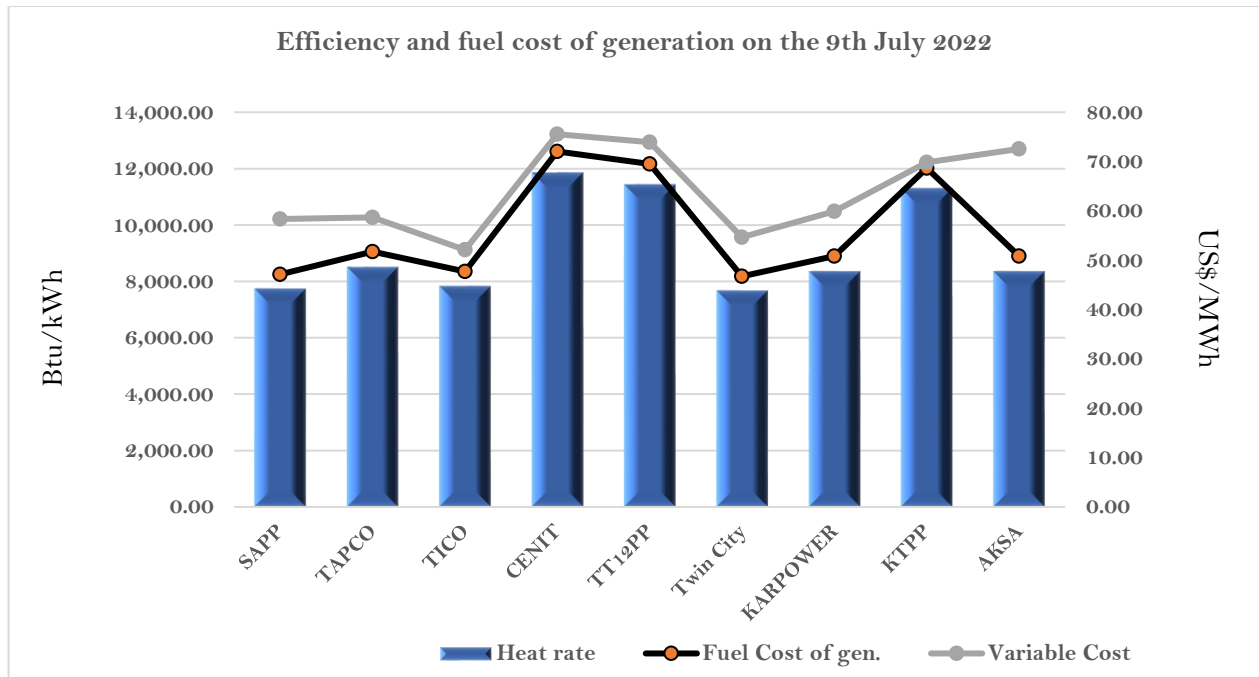


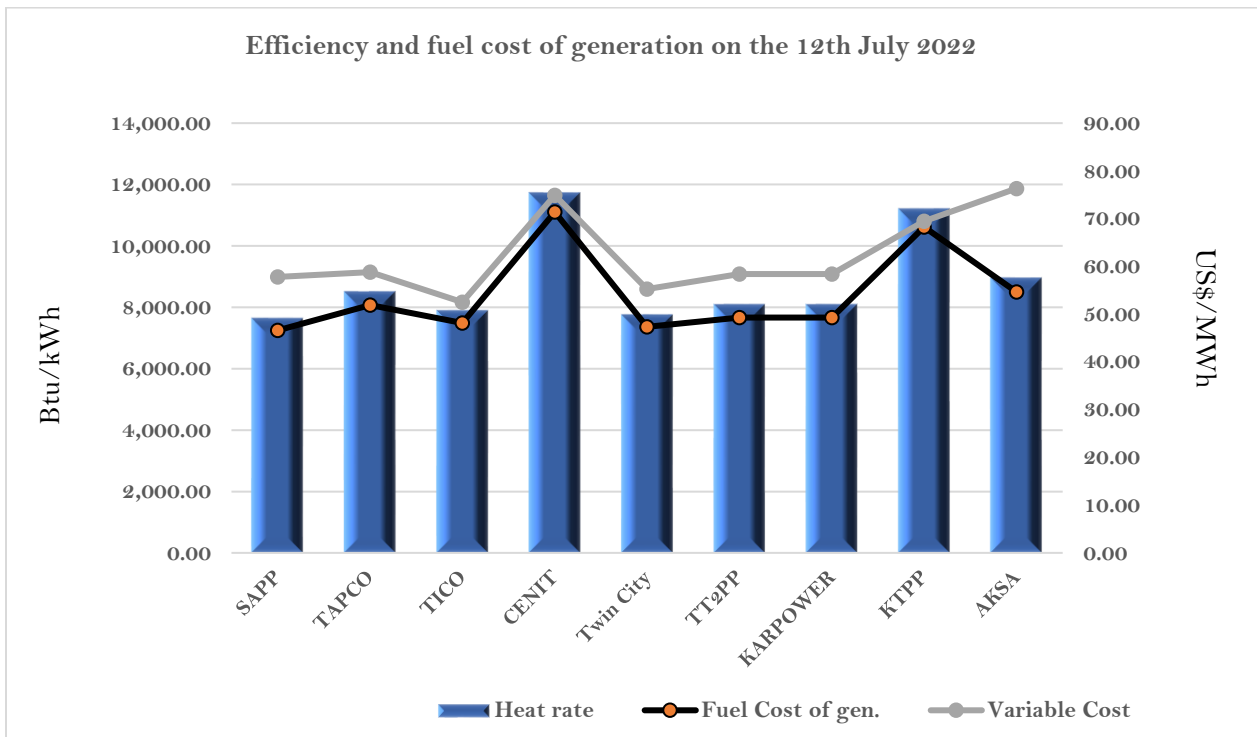
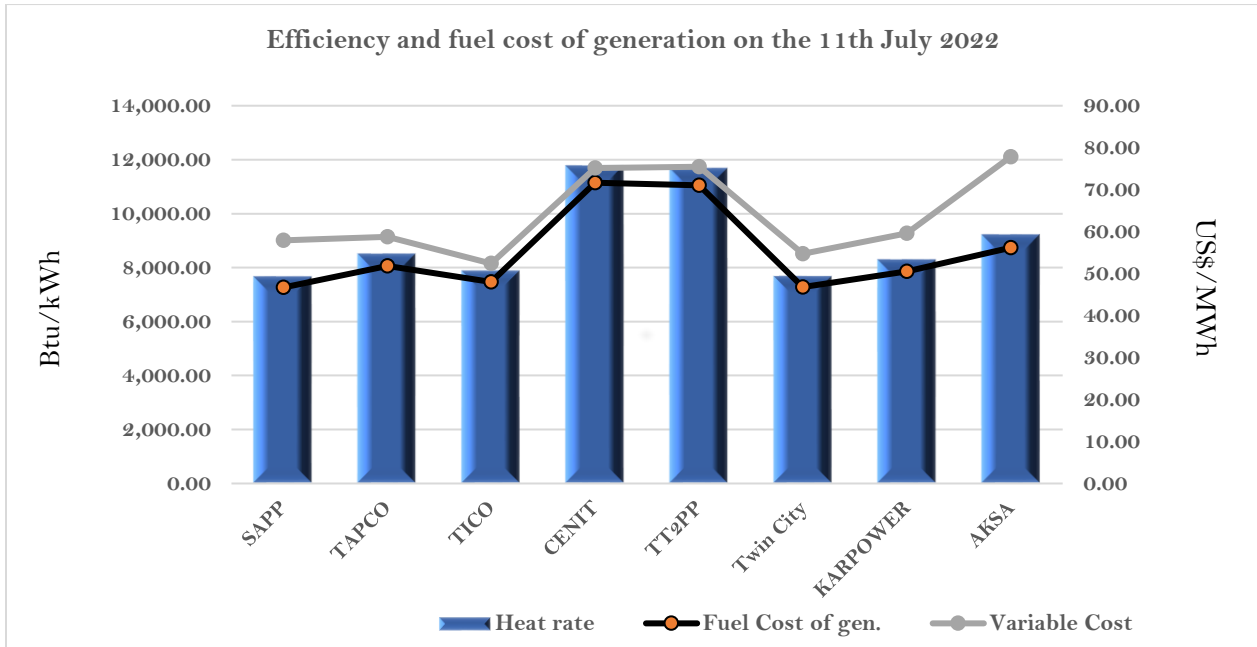
Power Plants	Power Plant Generation (GWh)							Total
	8-Jul-22	9-Jul-22	10-Jul-22	11-Jul-22	12-Jul-22	13-Jul-22	14-Jul-22	
AKOSOMBO	17.34	15.60	15.66	16.10	16.93	16.54	16.15	114.31
KPONG	3.10	2.99	2.47	2.99	2.80	2.57	2.61	19.52
BUI	1.82	1.39	0.91	1.41	1.73	2.71	7.95	17.92
BUI Solar	0.17	0.16	0.12	0.17	0.17	0.20	0.18	1.16
VRA Kaleo	0.05	0.05	0.05	0.05	0.05	0.05	0.05	0.34
SEAP	8.28	8.25	8.32	8.30	8.35	8.39	8.54	58.42
TAPCO	7.56	7.61	7.57	7.60	7.62	7.39	6.08	51.42
TICO	7.96	7.98	7.82	7.99	7.98	7.59	5.77	53.08
TT1PP	0.00	0.00	0.00	0.00	0.00	0.00	0.00	0.00
CENIT	2.59	2.59	2.60	2.60	2.60	2.62	2.60	18.20
TT2PP	0.51	0.51	0.51	0.51	0.50	0.52	0.51	3.57
Amandi	4.74	4.74	4.75	4.75	4.76	4.76	3.87	32.36
KARPOWER	4.63	3.89	2.59	3.31	3.48	5.18	3.66	26.75
AMERI	0.00	0.00	0.00	0.00	0.00	0.00	0.00	0.00
KTPP	3.50	2.52	2.53	2.52	2.53	2.54	2.52	18.66
Cenpower	0.00	0.00	0.00	0.00	0.00	0.00	0.00	0.00
AKSA	0.31	0.33	0.33	0.34	0.34	0.32	0.50	2.47
Bridge Power	0.00	0.00	0.00	0.00	0.00	0.00	0.00	0.00
Import	0.19	0.32	0.13	0.00	0.14	0.02	0.05	0.85
Total	62.74	58.92	56.35	58.64	59.98	61.39	61.02	419.04



	System Peak Load (MW)	Ghana Peak Load (MW)	Supply (GWh)	Load Factor (%)
8-Jul-22	3,189.30	2,758.70	62.74	81.96
9-Jul-22	3,155.30	2,689.20	58.92	77.81
10-Jul-22	3,225.80	2,622.30	56.35	72.78
11-Jul-22	3,149.80	2,603.70	58.64	77.56
12-Jul-22	3,352.50	2,727.90	59.98	74.55
13-Jul-22	3,180.85	2,669.55	61.39	80.42
14-Jul-22	3,205.65	2,777.25	61.02	79.31

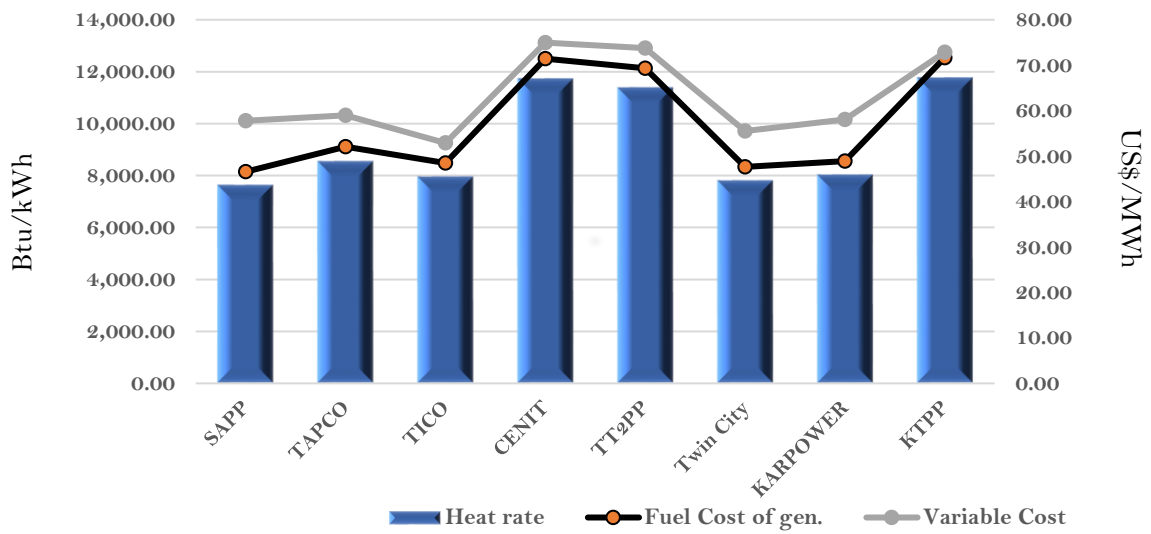




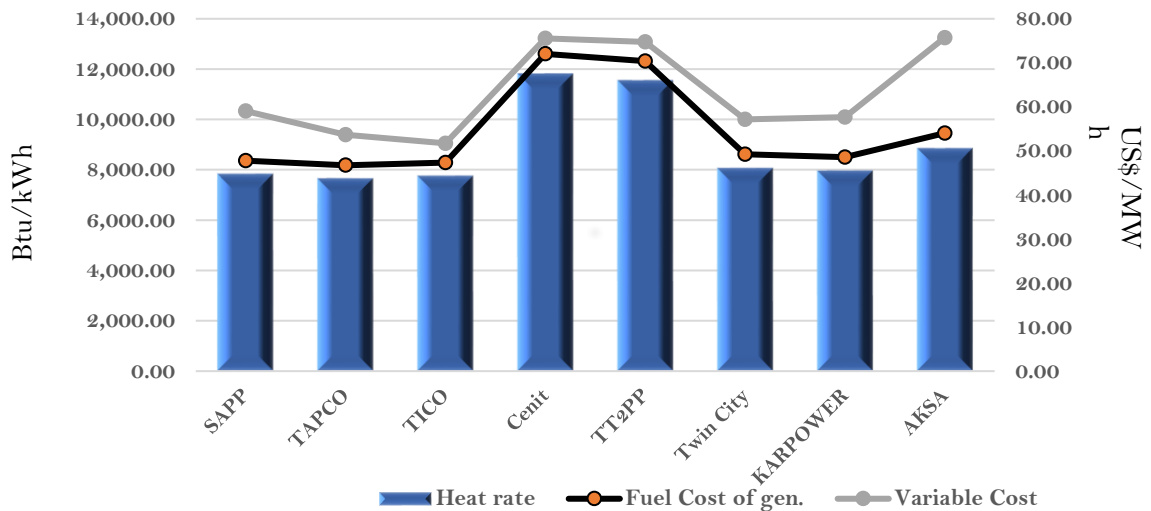




Efficiency and fuel cost of generation on the 13th July 2022



Efficiency and fuel cost of generation on the 14th July 2022



For any enquiries please contact the: EMOP Administrator, EMOP Secretariat, Energy Commission, Accra. Telephone: +233302908193; or email: emop@energycom.gov.gh