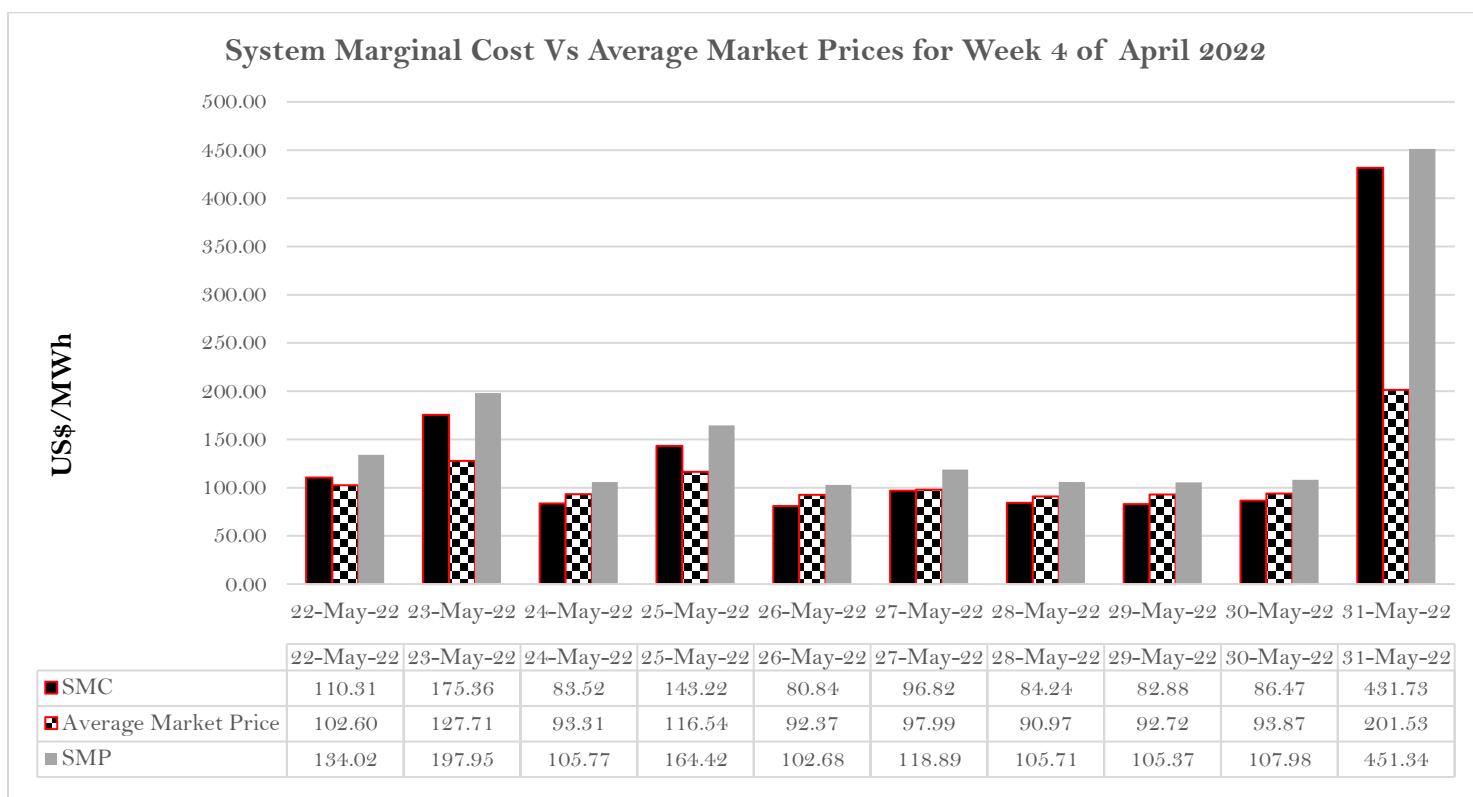




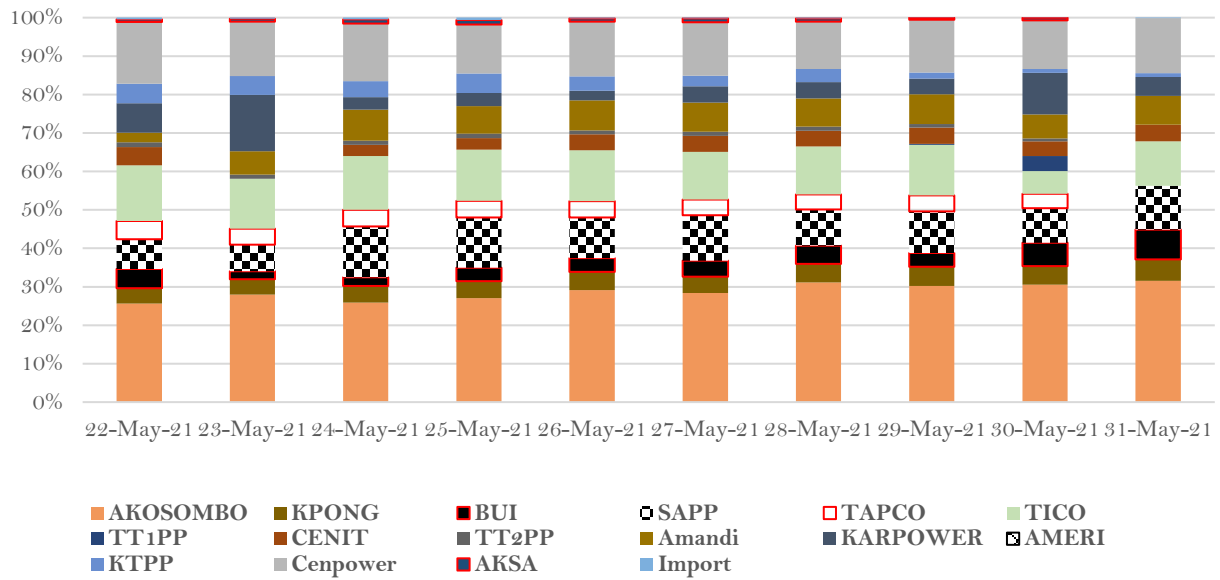
WEEKLY WHOLESALE ELECTRICITY MARKET (WEM) STATISTICS

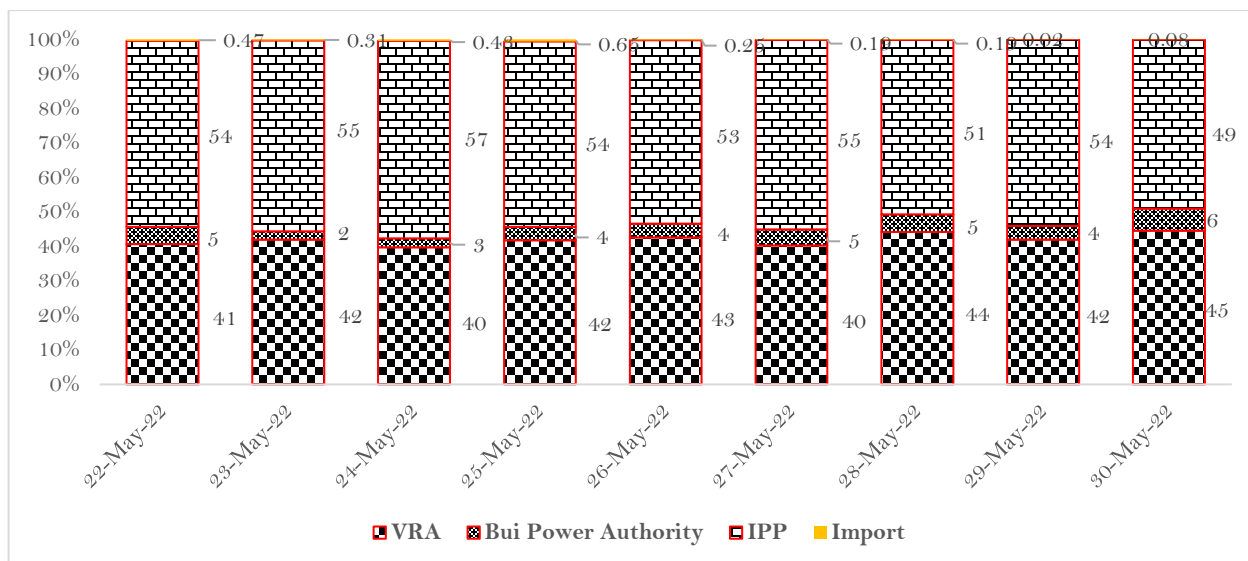
22nd May 2022 to 31st May 2022





Shares of power plant generation

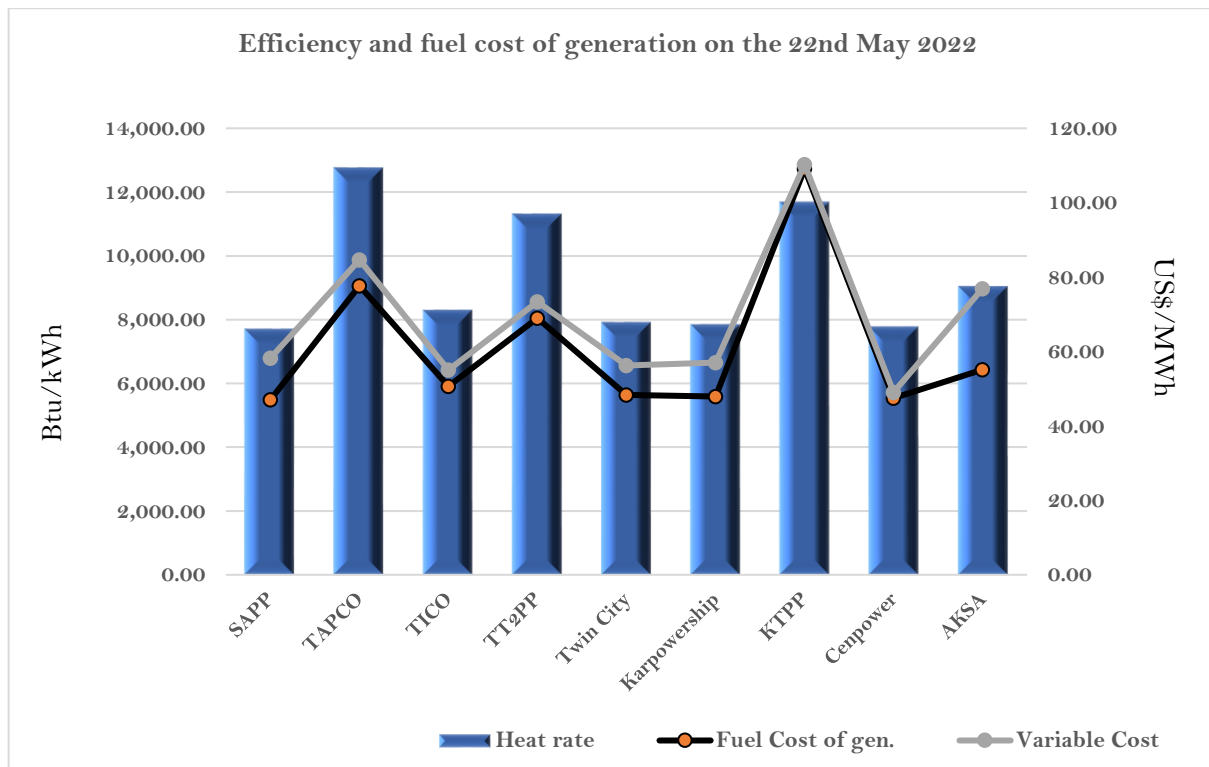


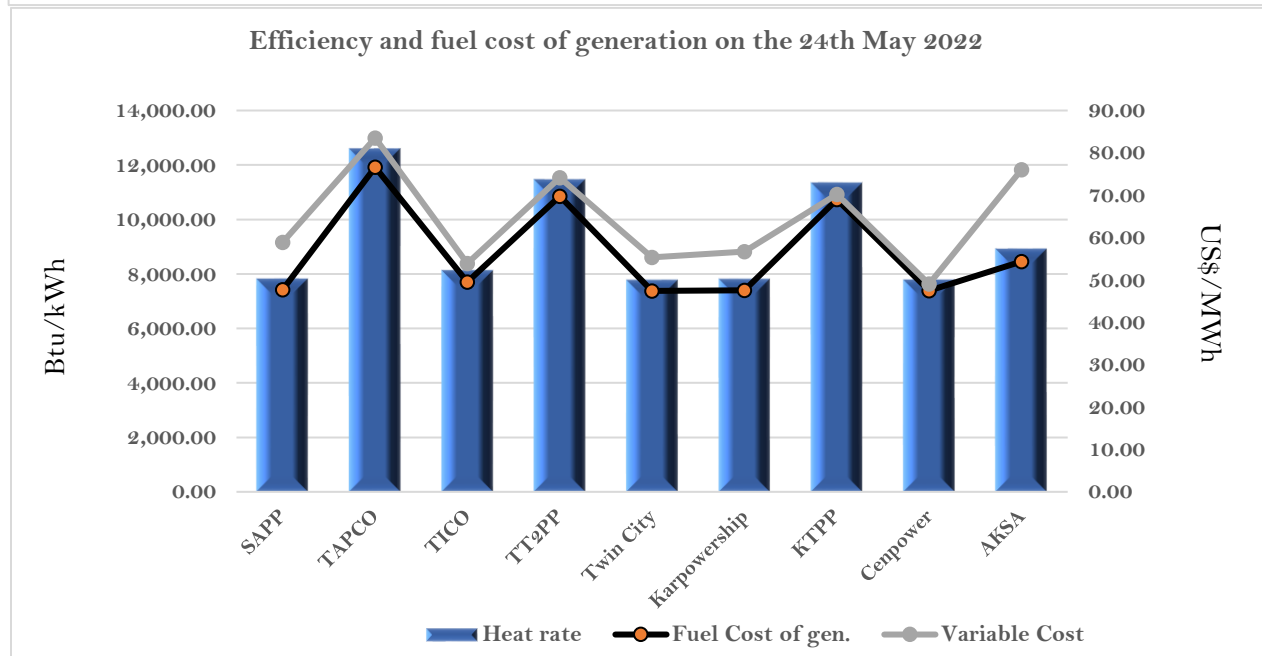
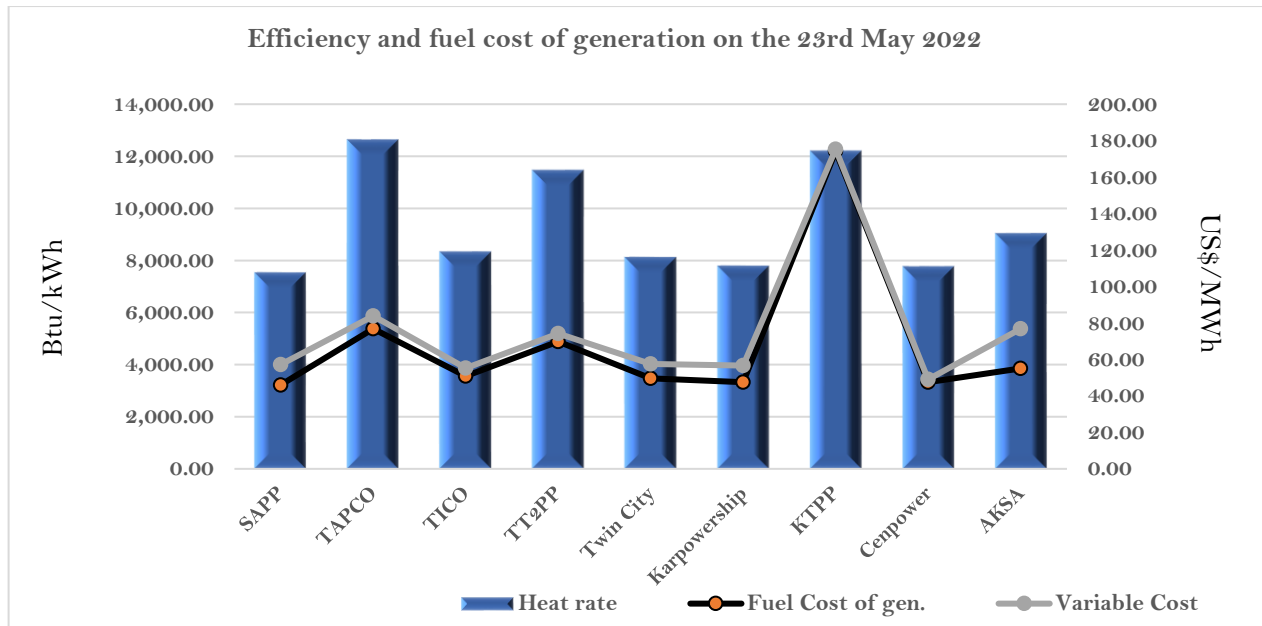


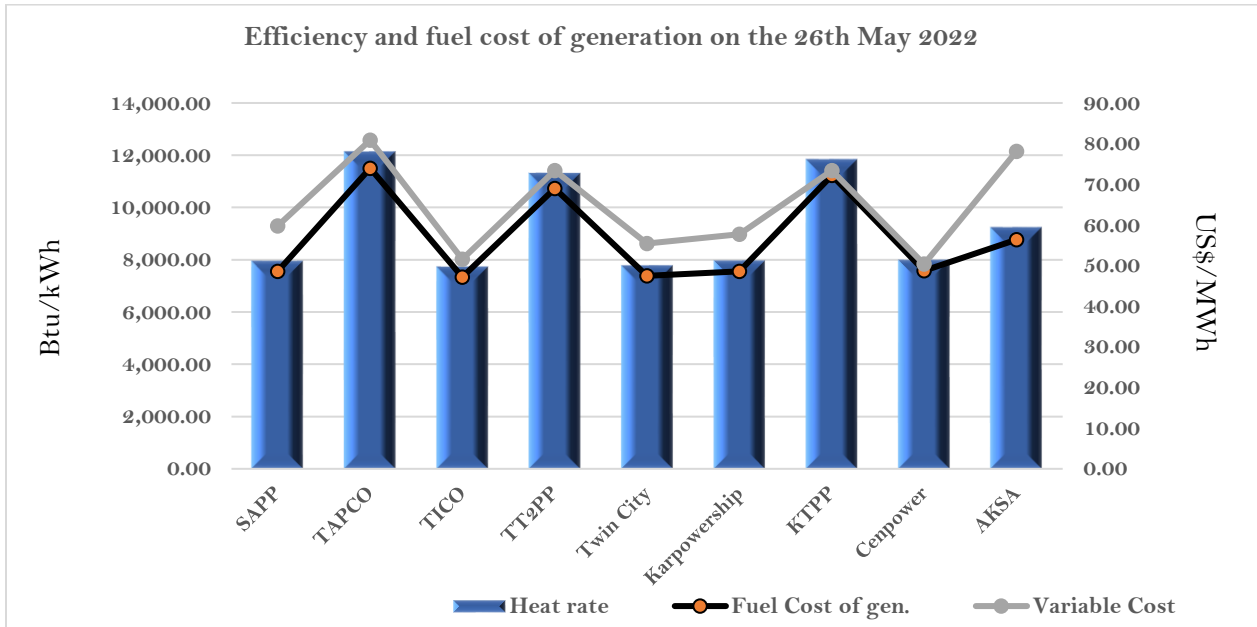
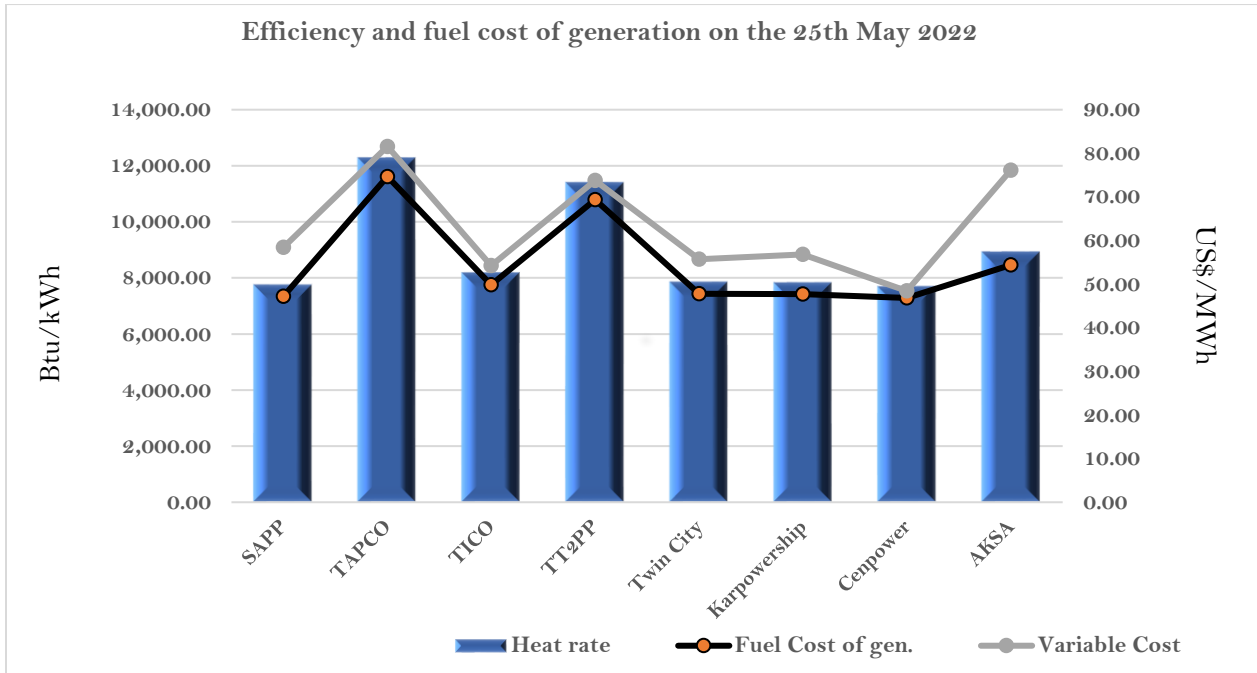
Power Plants	Power Plant Generation (GWh)										Total
	22-May-22	23-May-22	24-May-22	25-May-22	26-May-22	27-May-22	28-May-22	29-May-22	30-May-22	31-May-22	
AKOSOMBO	13.87	17.16	15.26	15.98	17.85	17.84	19.87	18.35	20.30	18.93	175.40
KPONG	2.18	2.46	2.55	2.62	2.91	2.67	3.08	3.05	3.17	3.30	28.00
BUI	2.70	1.25	1.33	2.07	2.21	2.64	3.00	2.15	4.05	4.66	26.08
BUI Solar	0.01	0.20	0.20	0.22	0.23	0.24	0.23	0.23	0.23	0.25	2.04
VRA Kaleo	0.07	0.05	0.07	0.07	0.06	0.07	0.07	0.07	0.00	0.07	0.59
SAPP	4.21	4.25	7.77	7.71	6.49	7.42	6.00	6.57	5.93	6.83	63.20
TAPCO	2.56	2.54	2.56	2.55	2.56	2.56	2.50	2.54	2.49	7.68	30.53
TICO	7.85	7.98	8.92	7.88	8.14	7.81	7.98	7.98	3.96	6.92	74.71
TT1PP	0.00	0.00	0.00	0.00	0.00	0.00	0.00	0.15	2.57	2.59	5.31
CENIT	2.57	0.00	1.73	1.80	2.53	2.62	2.58	2.58	2.57	2.59	21.55
TT2PP	0.68	0.67	0.64	0.67	0.64	0.67	0.68	0.56	0.47	0.35	6.04
Amandi	1.32	3.74	4.73	4.23	4.75	4.73	4.70	4.69	4.19	4.48	41.57
KARPOWER	4.17	8.96	1.90	2.04	1.58	2.69	2.68	2.50	7.13	2.95	36.59
AMERI	0.00	0.00	0.00	0.00	0.00	0.00	0.00	0.00	0.00	0.00	0.00
KTPP	2.76	3.01	2.49	2.98	2.27	1.71	2.15	0.96	0.66	0.60	19.59
Cenpower	8.69	8.71	8.82	7.52	8.74	8.75	7.86	8.32	8.45	8.61	84.47
AKSA	0.35	0.43	0.63	0.69	0.48	0.66	0.56	0.33	0.39	0.47	4.98
Bridge Power	0.00	0.00	0.00	0.00	0.00	0.00	0.00	0.00	0.00	0.00	0.00
Import	0.25	0.19	0.26	0.39	0.15	0.12	0.12	0.01	0.05	0.06	1.61
Total	54.23	61.61	59.16	59.40	61.59	63.19	64.07	61.03	66.62	71.34	622.25



	System Peak Load (MW)	Ghana Peak Load (MW)	Supply (GWh)	Load Factor (%)
22-May-22	2,954.60	2,683.60	54.23	76.48
23-May-22	3,198.10	2,956.10	61.61	80.27
24-May-22	3,024.20	2,788.20	59.16	81.52
25-May-22	2,894.60	2,671.60	59.40	85.50
26-May-22	3,090.47	2,828.47	61.59	83.04
27-May-22	3,205.67	2,895.67	63.19	82.13
28-May-22	3,161.50	2,893.50	64.07	84.45
29-May-22	3,153.70	2,883.70	61.03	80.64
30-May-22	3,292.50	2,976.50	66.62	84.31
31-May-22	3,214.90	2,866.90	71.34	92.46

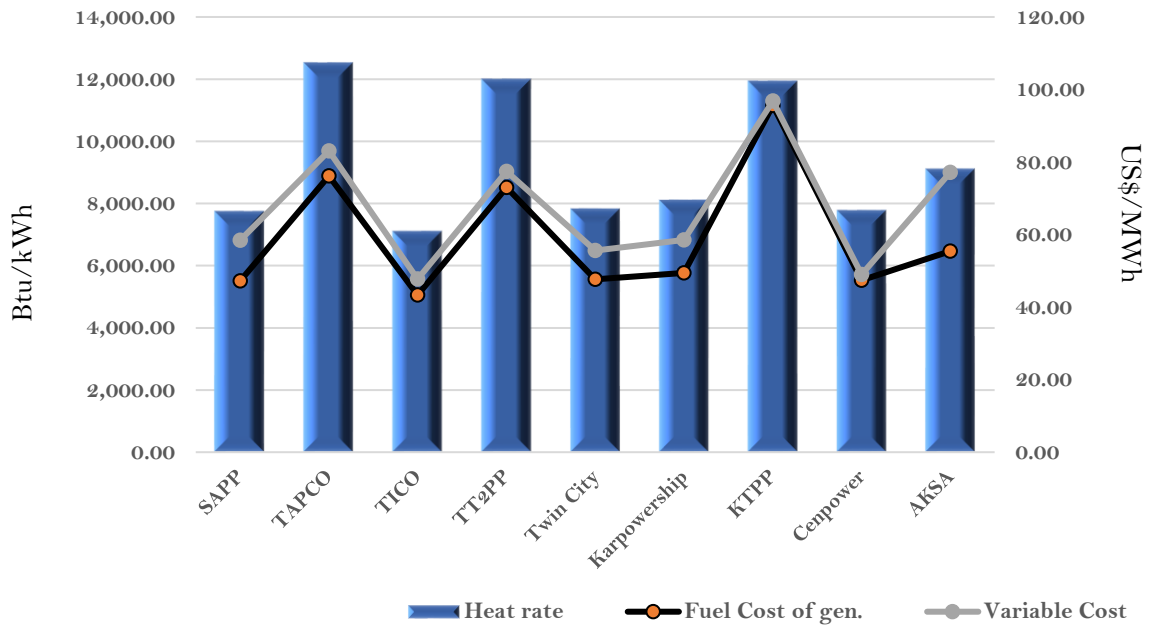




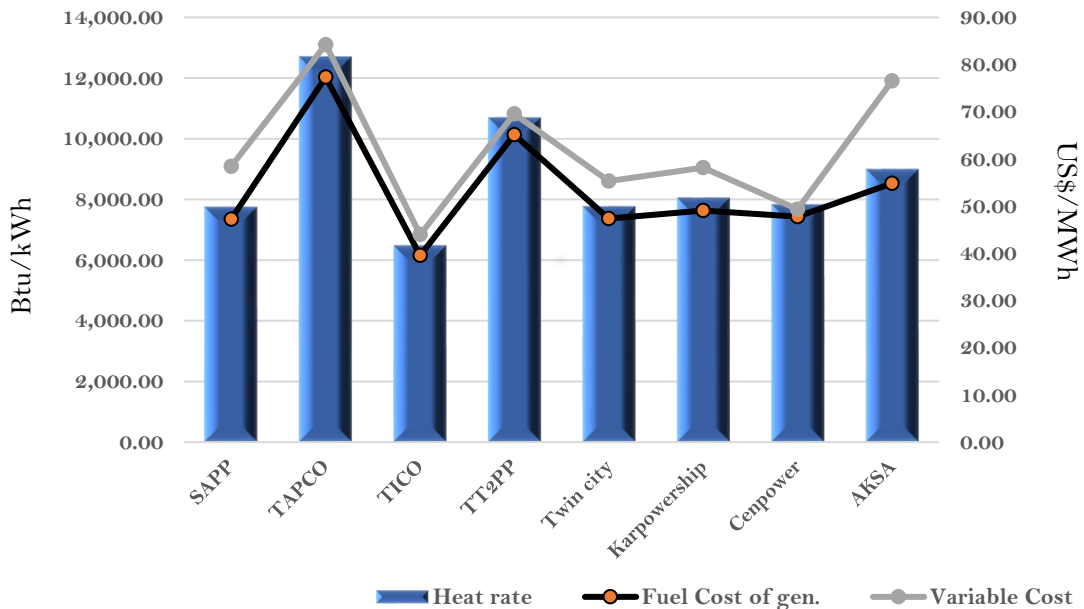




Efficiency and fuel cost of generation on the 27th May 2022

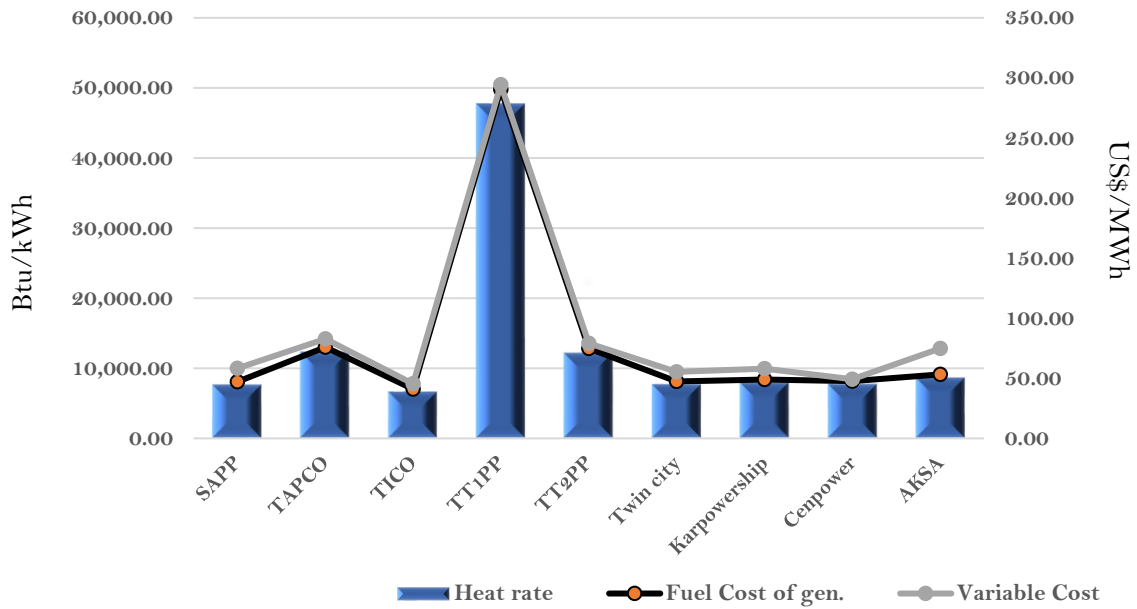


Efficiency and fuel cost of generation on the 28th May 2022

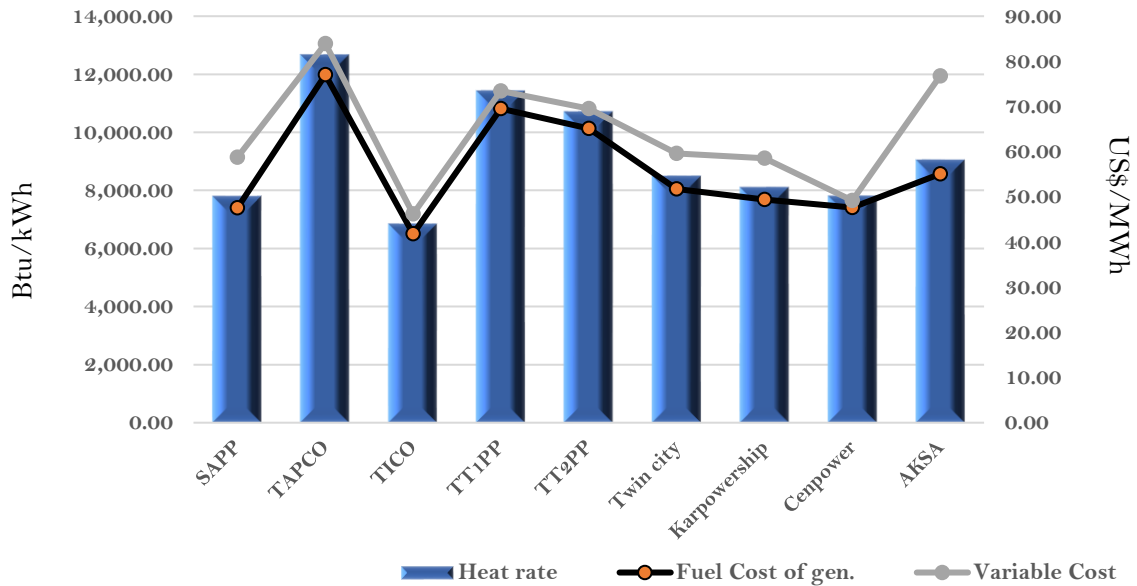





Efficiency and fuel cost of generation on the 29th May 2022

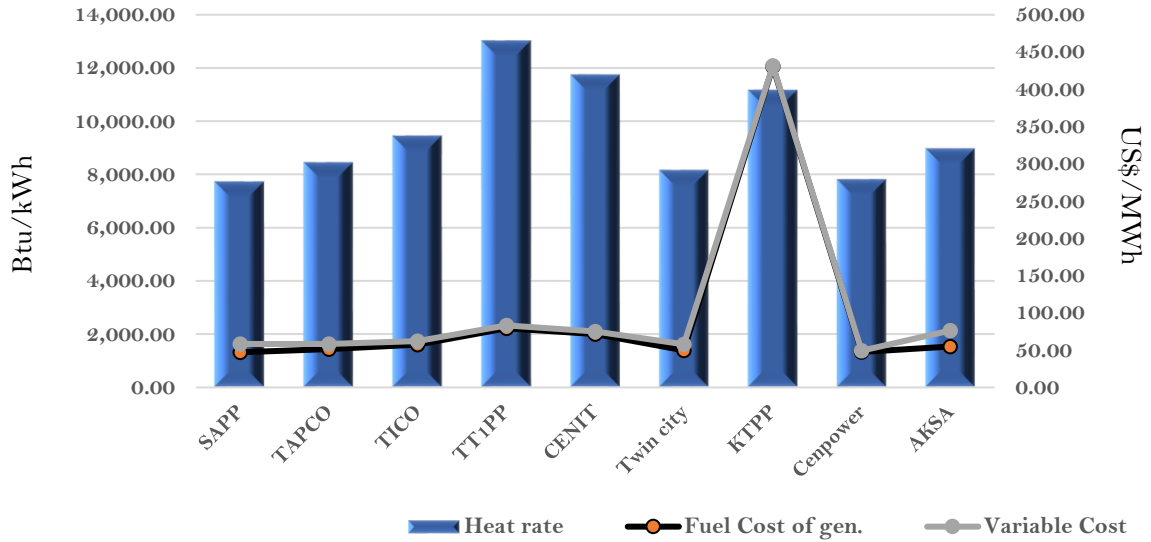


Efficiency and fuel cost of generation on the 30th May 2022

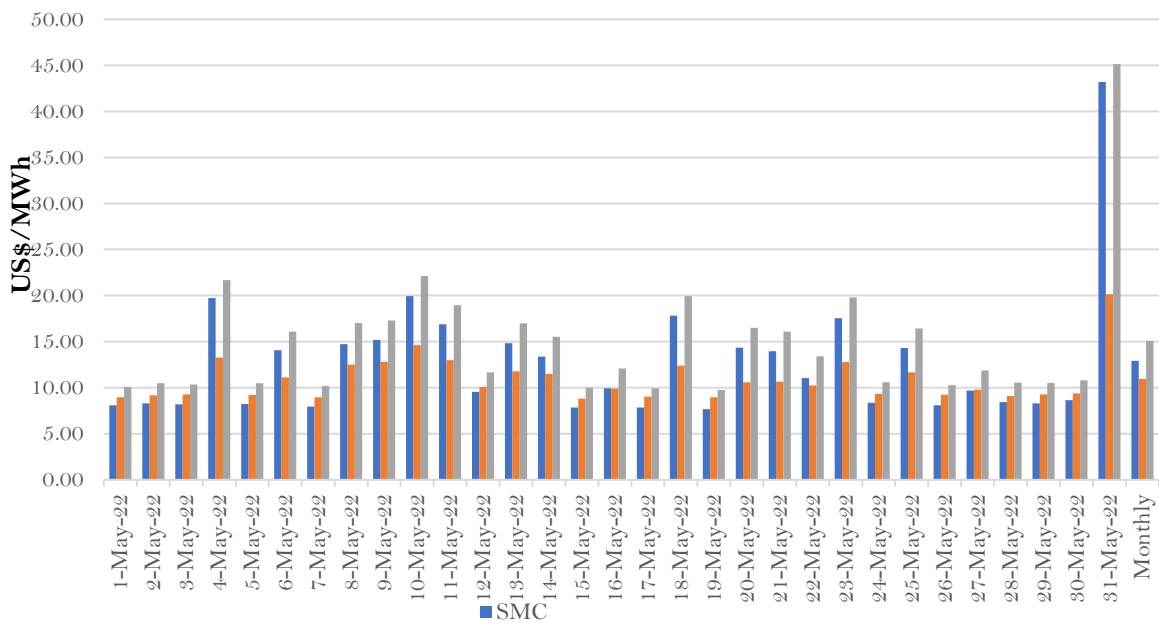




Efficiency and fuel cost of generation on the 31st May 2022



Summary of Market Prices for May 2022



For any enquiries please contact the: EMOP Administrator, EMOP Secretariat, Energy Commission, Accra. Telephone: +233302908193; or email: emop@energycom.gov.gh