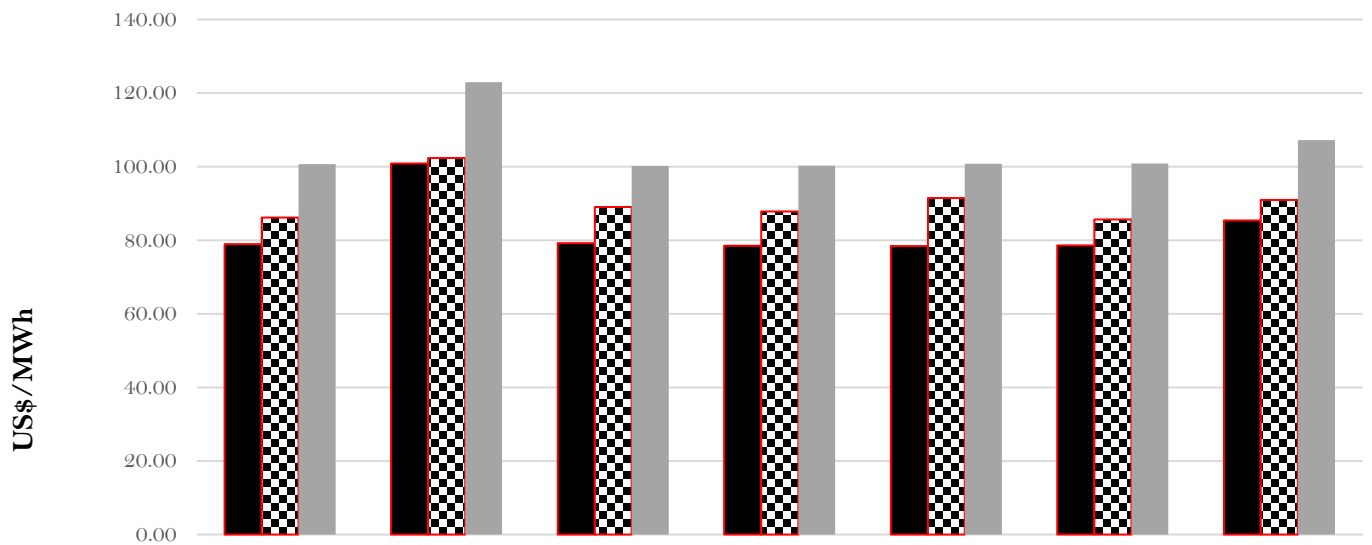




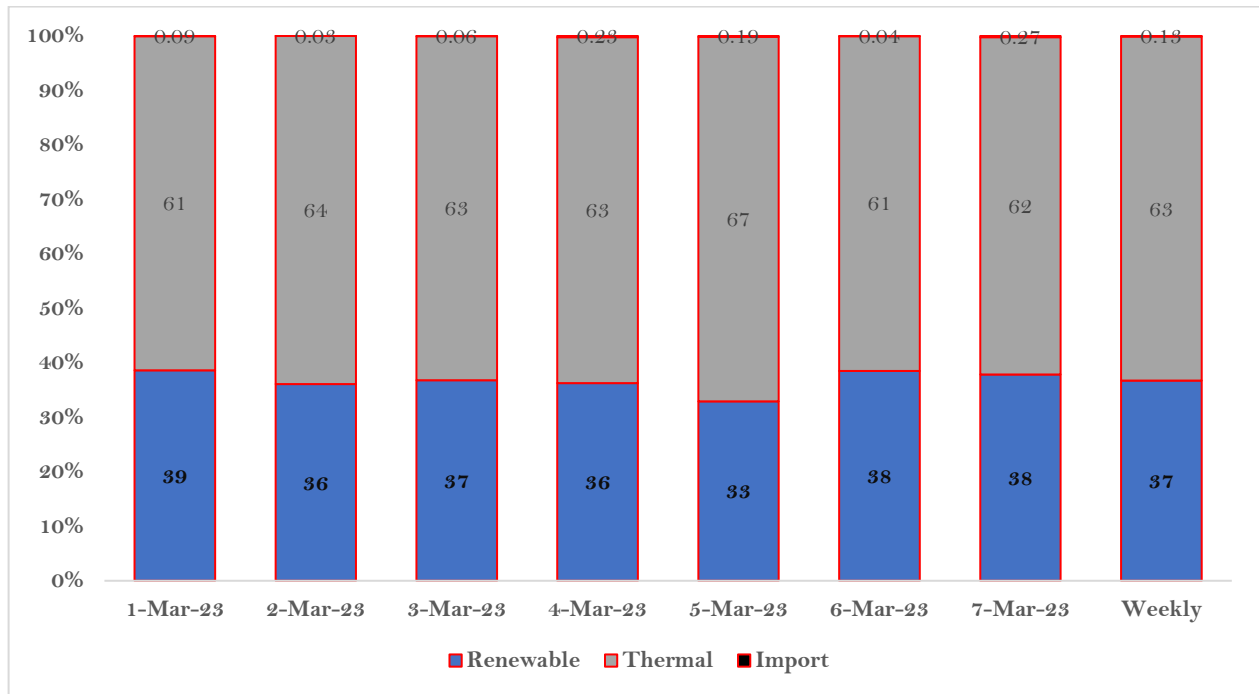
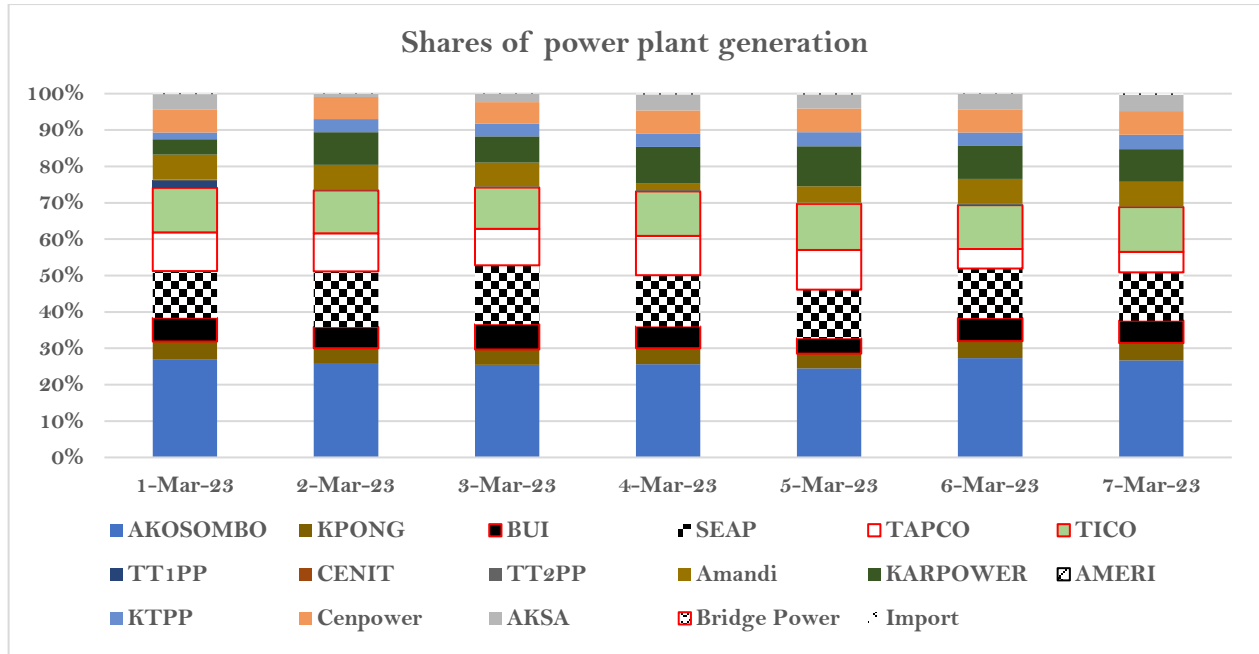
## WEEKLY WHOLESALE ELECTRICITY MARKET (WEM) STATISTICS

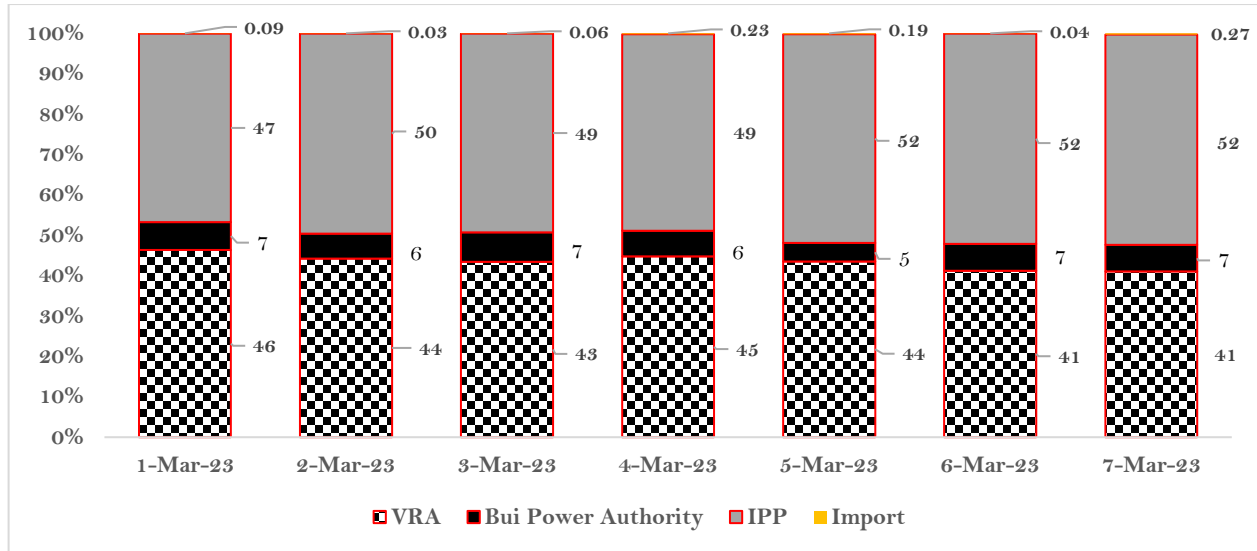
1<sup>st</sup> March 2023 to 7<sup>th</sup> March 2023

**System Marginal Cost Vs Average Market Prices for Week 1 of March 2023**



	1-Mar-23	2-Mar-23	3-Mar-23	4-Mar-23	5-Mar-23	6-Mar-23	7-Mar-23
■ SMC	78.95	100.83	79.24	78.53	78.45	78.56	85.35
▣ Average Market Price	86.13	102.36	88.99	87.82	91.49	85.60	90.91
■ SMP	100.67	122.91	100.19	100.26	100.77	100.83	107.19

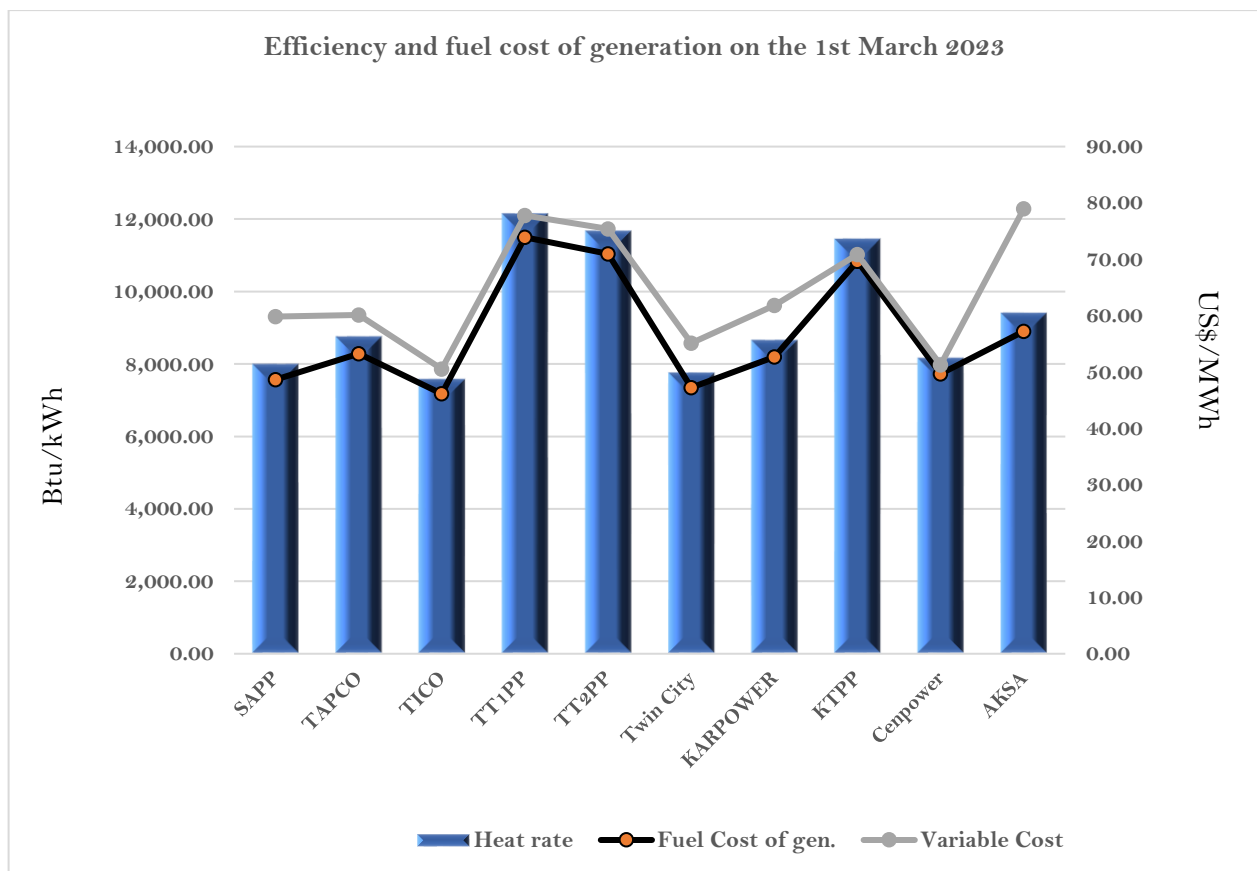


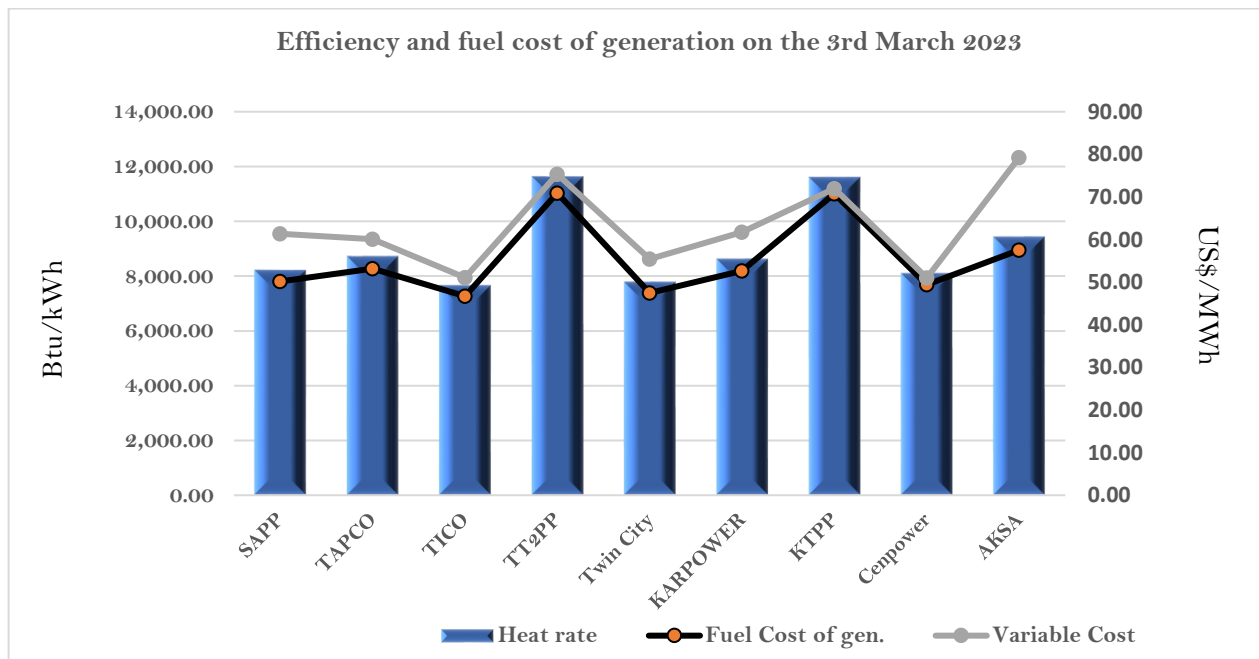
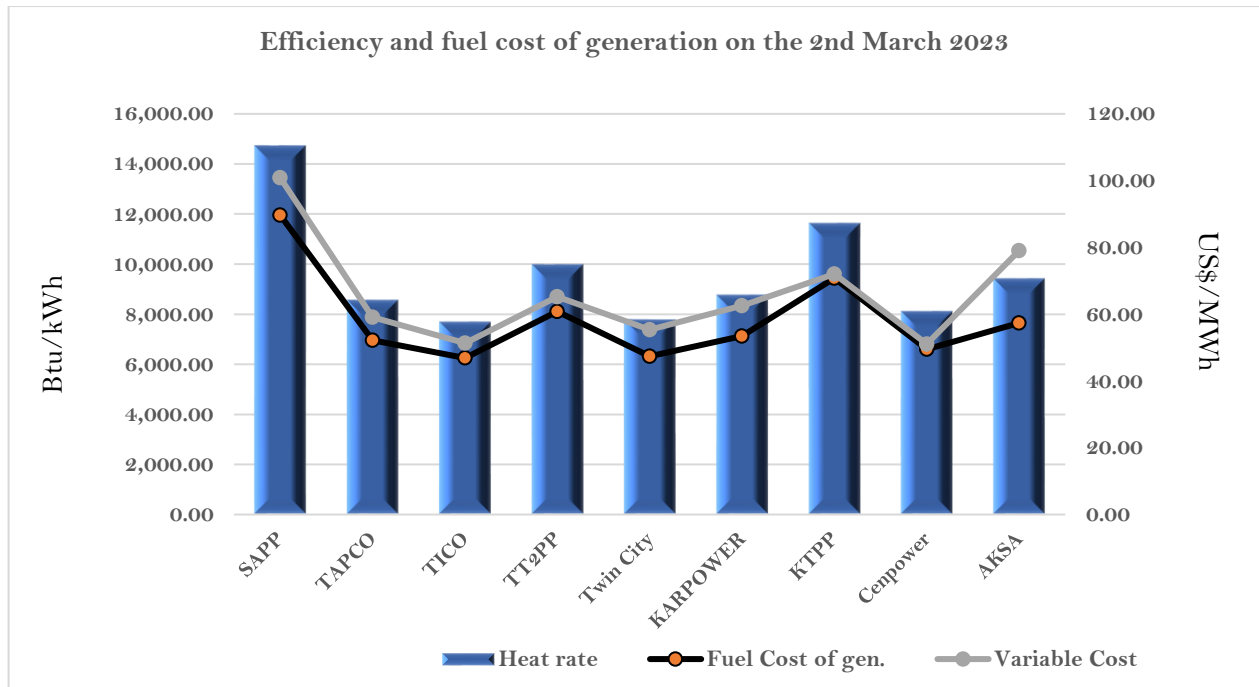


Power Plants	Power Plant generation (GWh)							Total
	1-Mar-23	2-Mar-23	3-Mar-23	4-Mar-23	5-Mar-23	6-Mar-23	7-Mar-23	
AKOSOMBO	17.97	17.71	17.85	17.02	15.68	18.27	16.97	121.47
KPONG	3.31	2.99	2.97	2.89	2.56	3.10	3.01	20.83
BUI	4.35	3.98	4.89	3.98	2.70	4.25	3.93	28.08
BUI Solar	0.27	0.28	0.22	0.25	0.22	0.25	0.25	1.74
VRA Kaleo	0.06	0.06	0.06	0.05	0.06	0.06	0.05	0.40
SEAP	8.62	10.56	11.36	9.34	8.58	9.11	8.43	66.00
TAPCO	7.09	7.19	7.08	7.17	7.01	3.59	3.57	42.70
TICO	8.17	8.13	7.96	8.13	8.08	8.05	7.82	56.34
TT1PP	1.30	0.00	0.00	0.00	0.00	0.00	0.00	1.30
CENIT	0.00	0.00	0.00	0.00	0.00	0.00	0.00	0.00
TT2PP	0.24	0.24	0.24	0.24	0.24	0.24	0.15	1.59
Amandi	4.58	4.61	4.57	1.24	2.85	4.61	4.30	26.76
KARPOWER	2.83	6.22	5.06	6.60	7.05	6.04	5.71	39.51
AMERI	0.00	0.00	0.00	0.00	0.00	0.00	0.00	0.00
KTPP	1.21	2.47	2.47	2.48	2.48	2.47	2.50	16.08
Cenpower	4.18	4.18	4.17	4.20	4.19	4.18	4.11	29.21
AKSA	2.92	0.62	1.57	2.90	2.48	2.95	2.90	16.34
Bridge Power	0.00	0.00	0.00	0.00	0.00	0.00	0.00	0.00
Import	0.06	0.02	0.04	0.15	0.12	0.03	0.17	0.59
<b>Total</b>	<b>67.16</b>	<b>69.26</b>	<b>70.51</b>	<b>66.64</b>	<b>64.30</b>	<b>67.20</b>	<b>63.87</b>	<b>468.93</b>



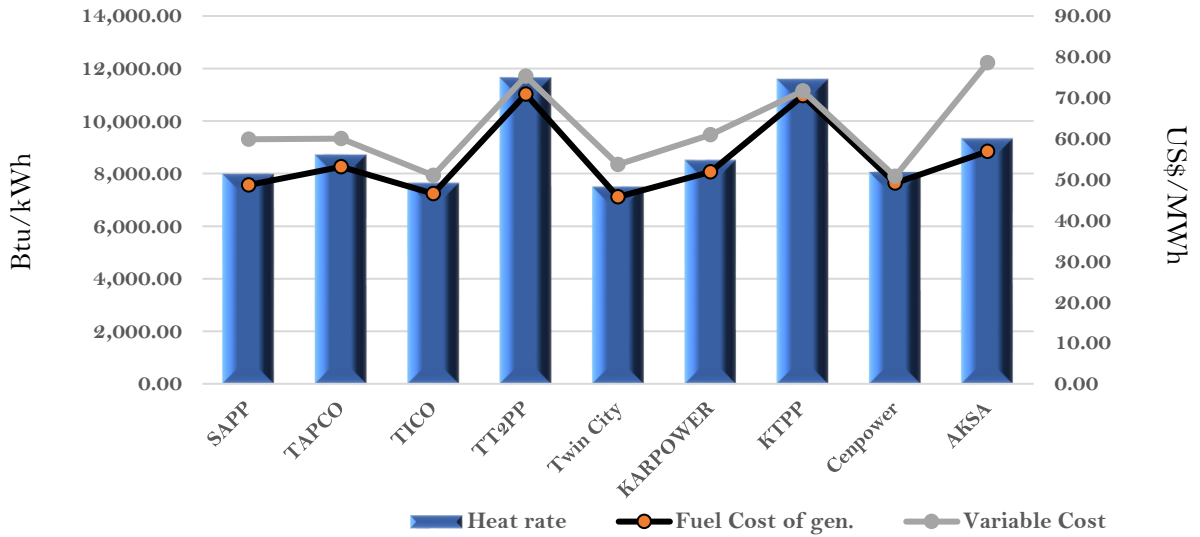
Date	System Peak Load (MW)	Ghana Peak Load (MW)	Supply (GWh)	Load Factor (%)
1-Mar-23	3,351.56	3,106.56	67.16	83.49
2-Mar-23	3,513.86	3,231.86	69.26	82.13
3-Mar-23	3,394.70	3,096.70	70.51	86.54
4-Mar-23	3,328.10	3,069.10	66.64	83.43
5-Mar-23	3,298.00	3,031.00	64.30	81.23
6-Mar-23	3,437.79	3,027.79	67.20	81.44
7-Mar-23	3,205.00	2,942.00	63.87	83.03



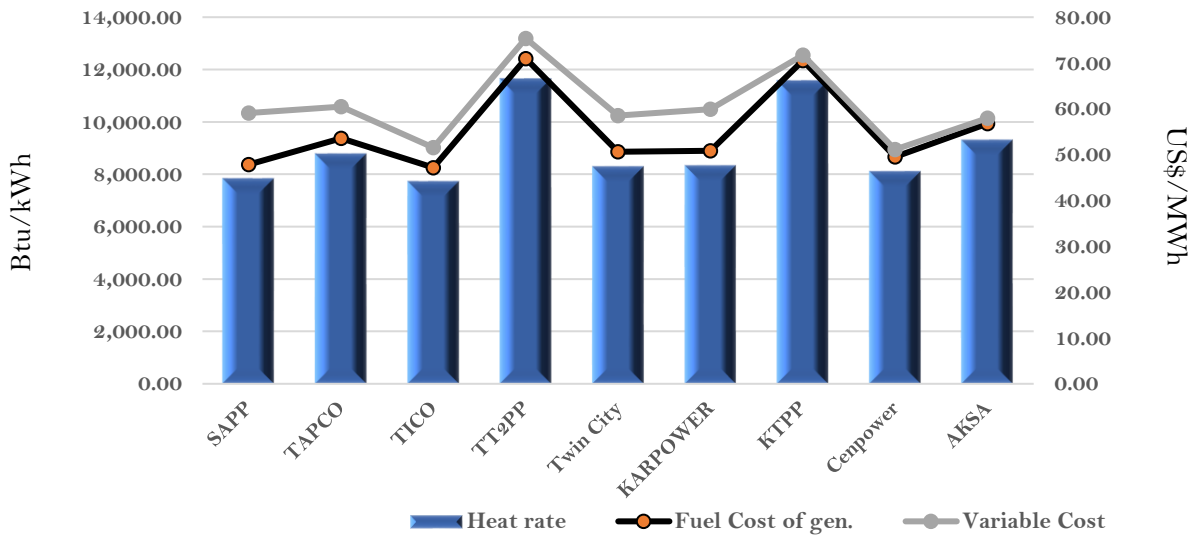


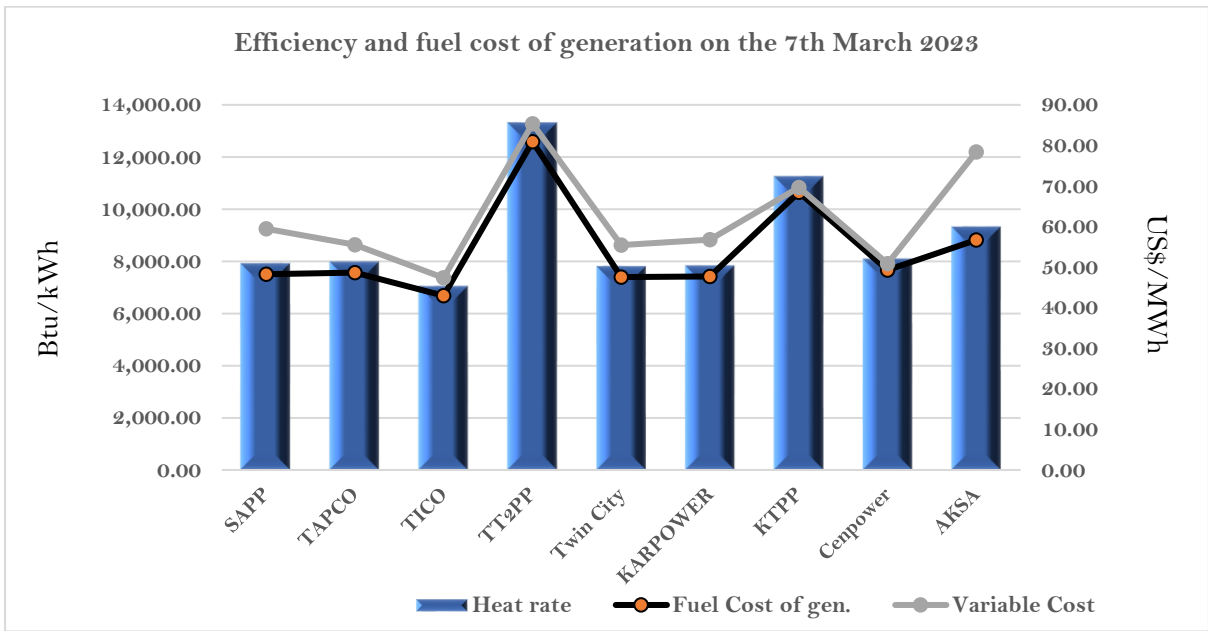
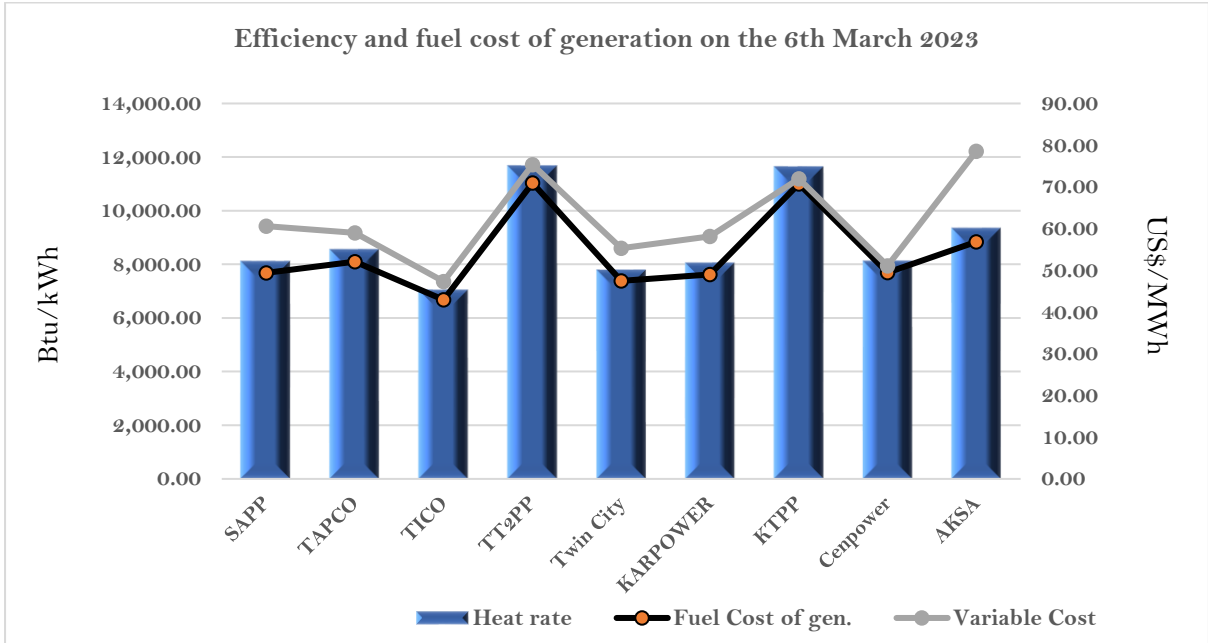


Efficiency and fuel cost of generation on the 4th March 2023



Efficiency and fuel cost of generation on the 5th March 2023





For any enquiries please contact the: EMOP Administrator, EMOP Secretariat, Energy Commission, Accra. Telephone: +233302908193; or email: [emop@energycom.gov.gh](mailto:emop@energycom.gov.gh)