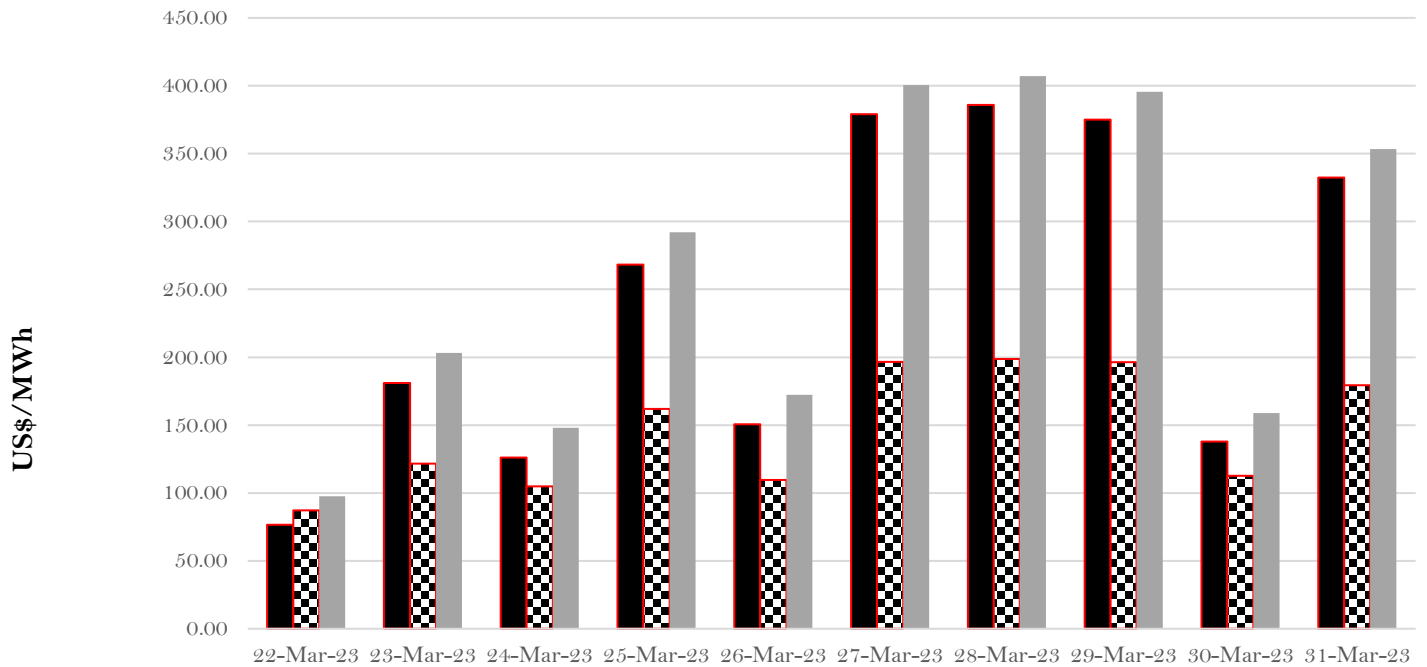




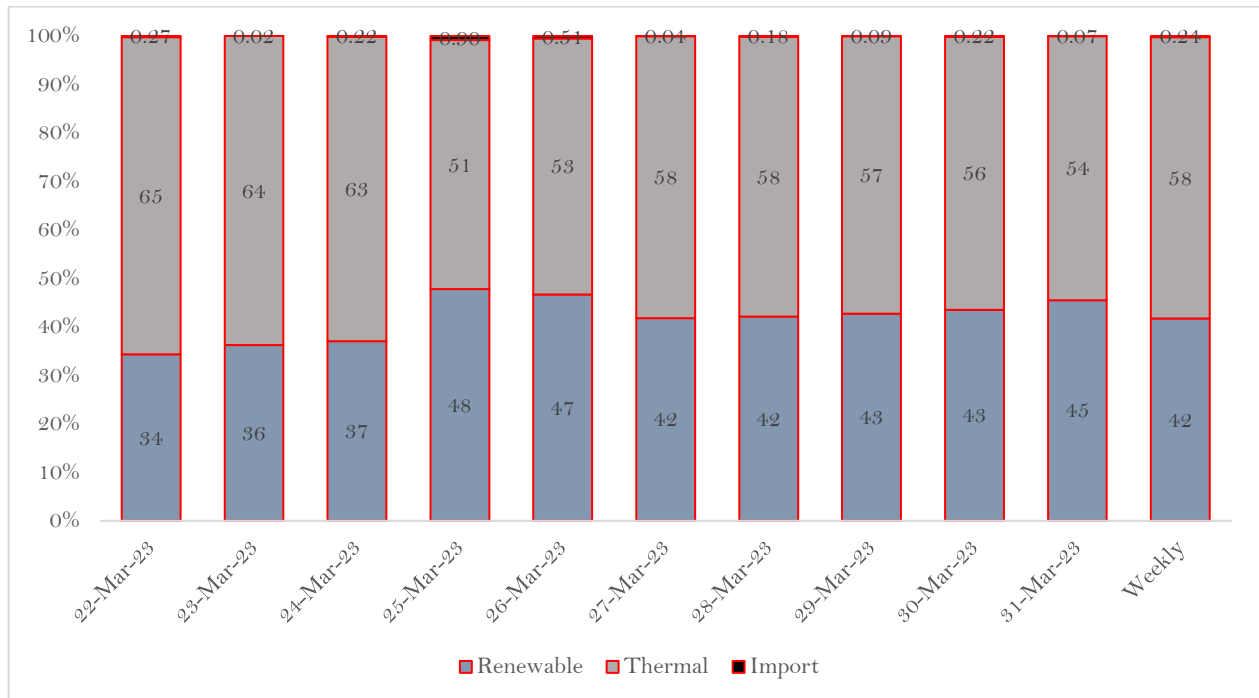
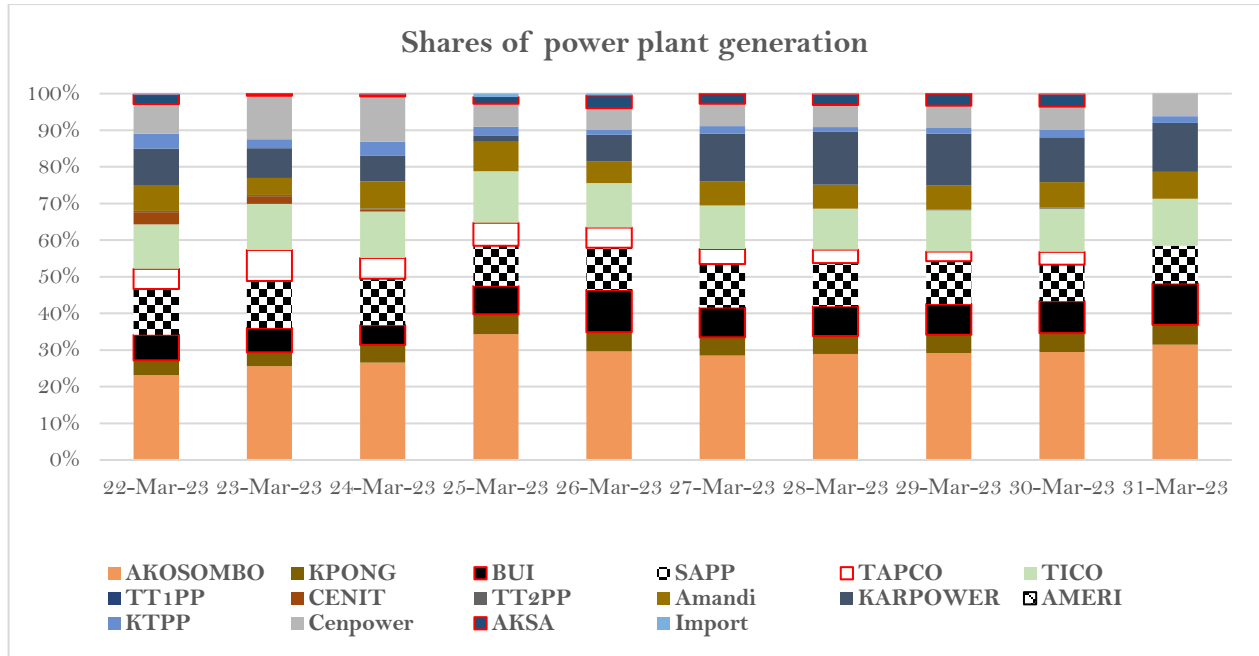
## WEEKLY WHOLESALE ELECTRICITY MARKET (WEM) STATISTICS

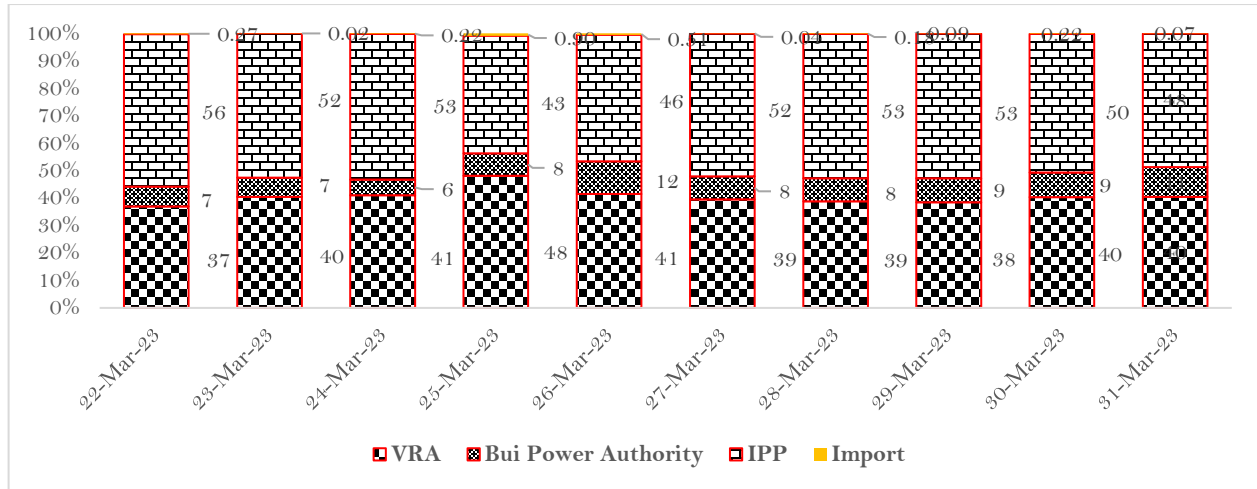
15<sup>th</sup> March 2023 to 21<sup>st</sup> March 2023

**System Marginal Cost Vs Average Market Prices for Week 4 of March 2023**



	22-Mar-23	23-Mar-23	24-Mar-23	25-Mar-23	26-Mar-23	27-Mar-23	28-Mar-23	29-Mar-23	30-Mar-23	31-Mar-23
■ SMC	76.49	181.10	126.07	268.29	150.70	378.99	386.02	374.96	137.95	332.33
▣ Average Market Price	87.32	121.57	104.78	161.86	109.57	196.58	198.78	196.41	112.60	179.32
■ SMP	97.55	203.25	147.93	292.18	172.39	400.57	407.21	395.58	158.79	353.42

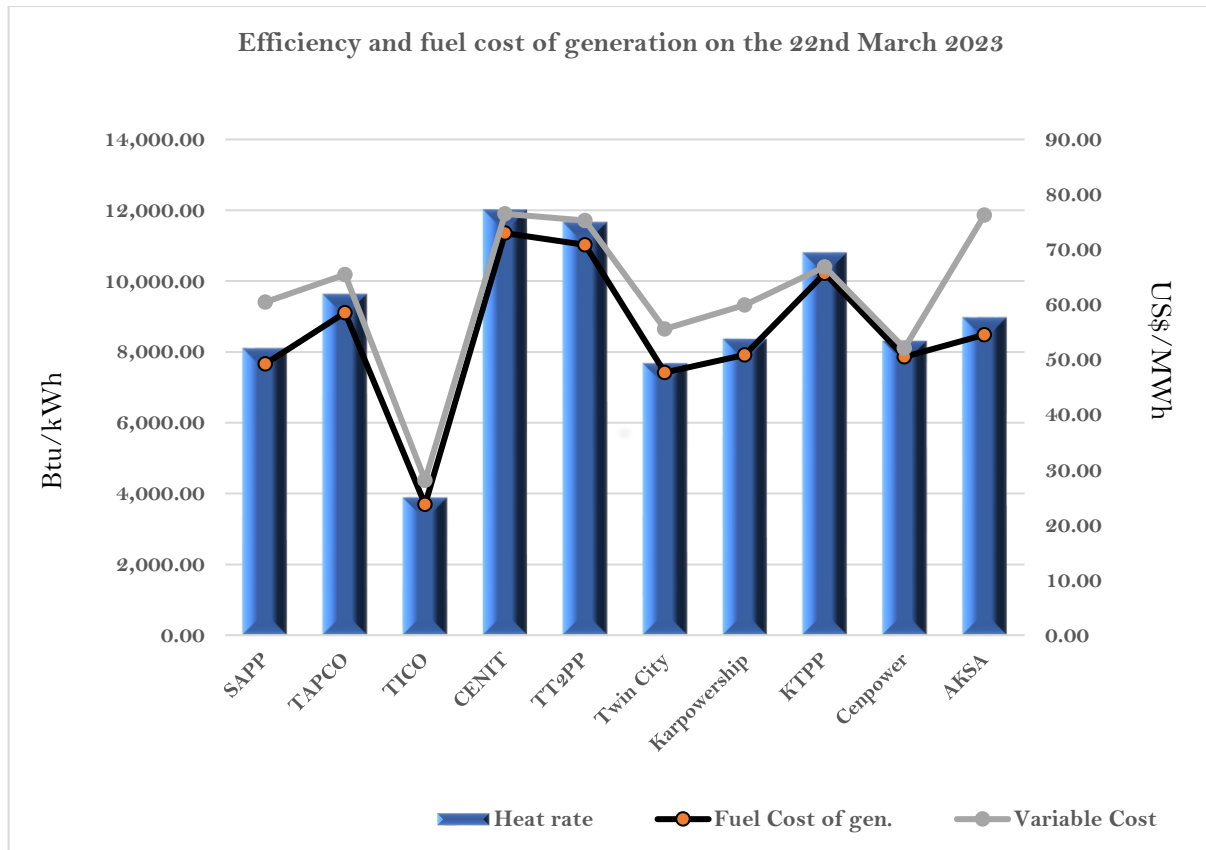


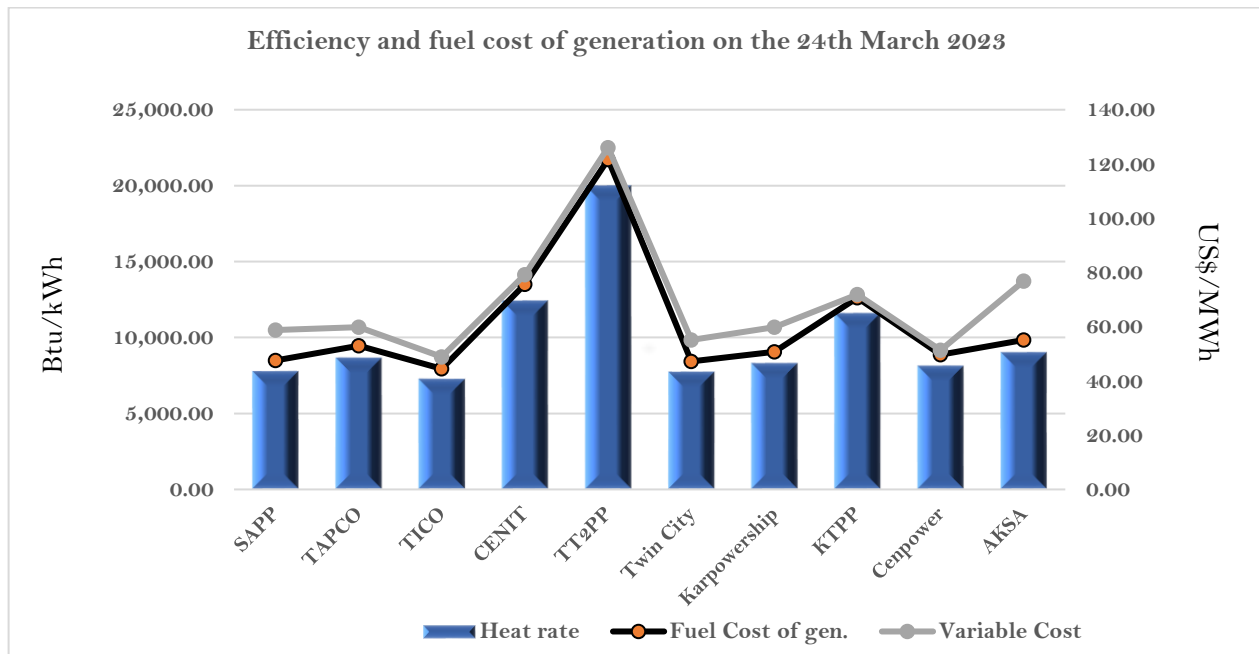
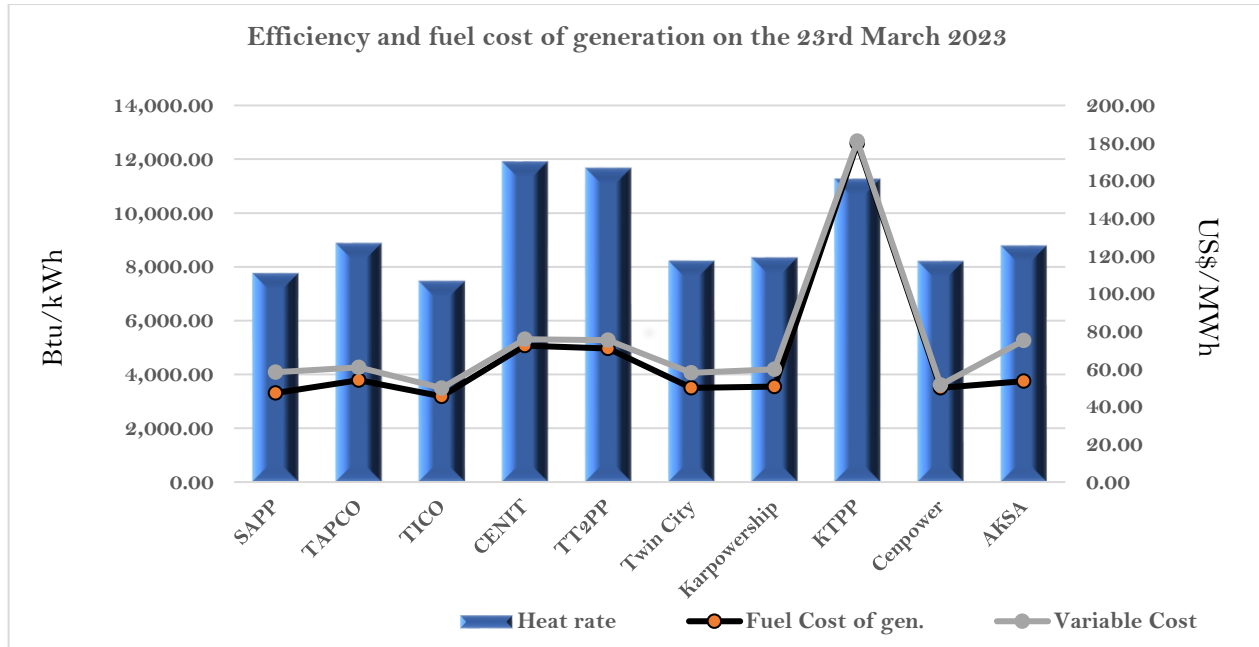


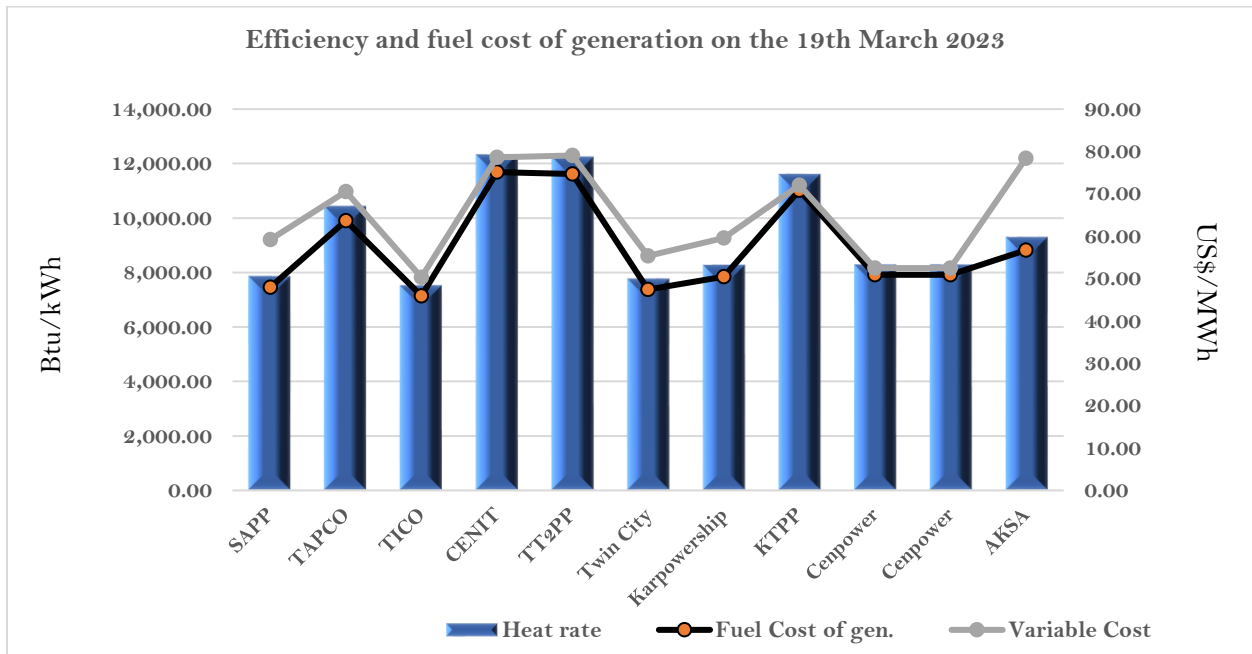
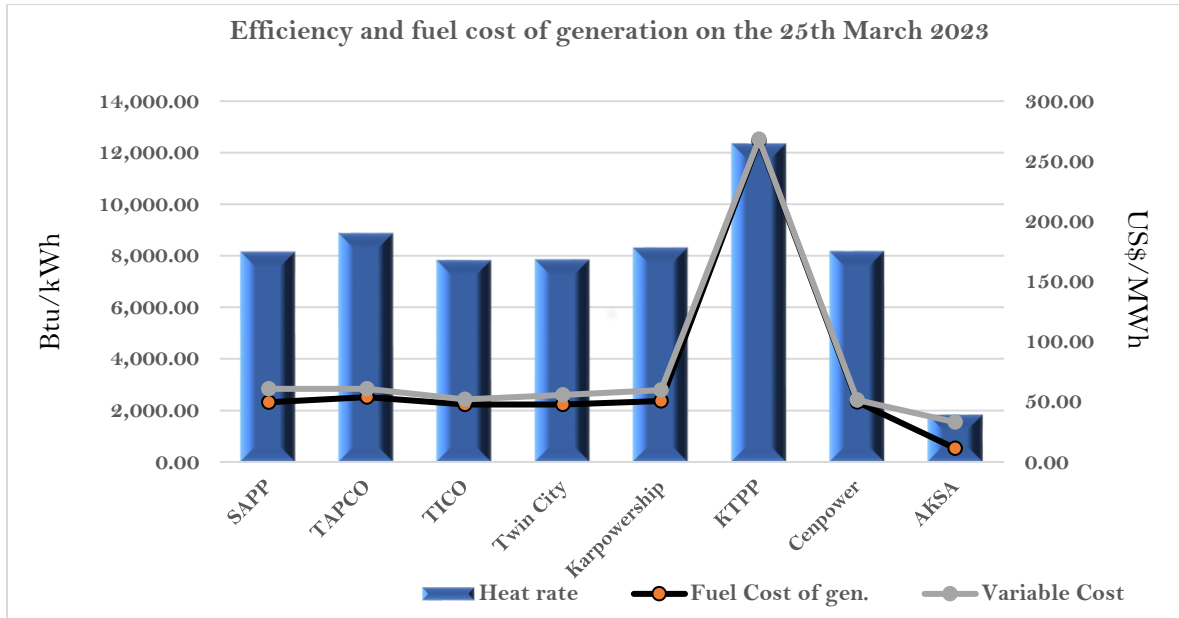
Power Plants	Power Plant Generation (GWh)										
	22-Mar-23	23-Mar-23	24-Mar-23	25-Mar-23	26-Mar-23	27-Mar-23	28-Mar-23	29-Mar-23	30-Mar-23	31-Mar-23	Total
AKOSOMBO	15.41	16.62	17.08	19.81	19.66	19.81	20.37	20.38	19.93	19.71	188.78
KPONG	2.68	2.40	3.12	3.13	3.44	3.44	3.43	3.49	3.48	3.42	32.03
BUI	4.60	4.30	3.46	4.49	7.67	5.64	5.67	5.85	5.86	7.02	54.56
BUI Solar	0.16	0.25	0.24	0.26	0.26	0.27	0.25	0.24	0.24	0.22	2.39
VRA Kaleo	0.00	0.06	0.11	0.14	0.11	0.14	0.07	0.11	0.13	0.15	1.02
SAPP	8.35	8.32	8.17	6.31	7.62	8.30	8.28	8.21	6.73	6.45	76.74
TAPCO	3.65	5.52	3.67	3.62	3.64	2.84	2.62	1.80	2.35	2.51	32.22
TICO	8.07	8.12	8.13	8.11	8.05	8.23	7.84	7.90	8.00	8.05	80.50
TT1PP	0.00	0.00	0.00	0.00	0.00	0.00	0.00	0.00	0.00	0.00	0.00
CENIT	2.19	1.37	0.41	0.00	0.00	0.00	0.00	0.00	0.00	0.00	3.97
TT2PP	0.24	0.24	0.14	0.00	0.00	0.00	0.00	0.11	0.24	0.24	1.21
Amandi	4.69	3.01	4.73	4.66	3.86	4.61	4.60	4.60	4.65	4.61	44.01
KARPOWER	6.64	5.25	4.48	1.01	4.89	9.04	10.13	9.87	8.29	8.38	67.98
AMERI	0.00	0.00	0.00	0.00	0.00	0.00	0.00	0.00	0.00	0.00	0.00
KTPP	2.67	1.57	2.48	1.35	0.84	1.45	0.96	1.22	1.32	1.14	15.00
Cenpower	5.39	7.73	7.99	3.62	3.97	4.23	4.21	4.17	4.34	3.80	49.45
AKSA	1.69	0.35	0.34	1.07	2.28	1.88	2.05	2.22	2.22	1.13	15.23
Bridge Power	0.00	0.00	0.00	0.00	0.00	0.00	0.00	0.00	0.00	0.00	0.00
Import	0.18	0.01	0.14	0.52	0.34	0.03	0.13	0.06	0.15	0.05	1.61
<b>Total</b>	<b>66.61</b>	<b>65.12</b>	<b>64.69</b>	<b>58.10</b>	<b>66.63</b>	<b>69.91</b>	<b>70.61</b>	<b>70.23</b>	<b>67.93</b>	<b>66.88</b>	<b>666.70</b>

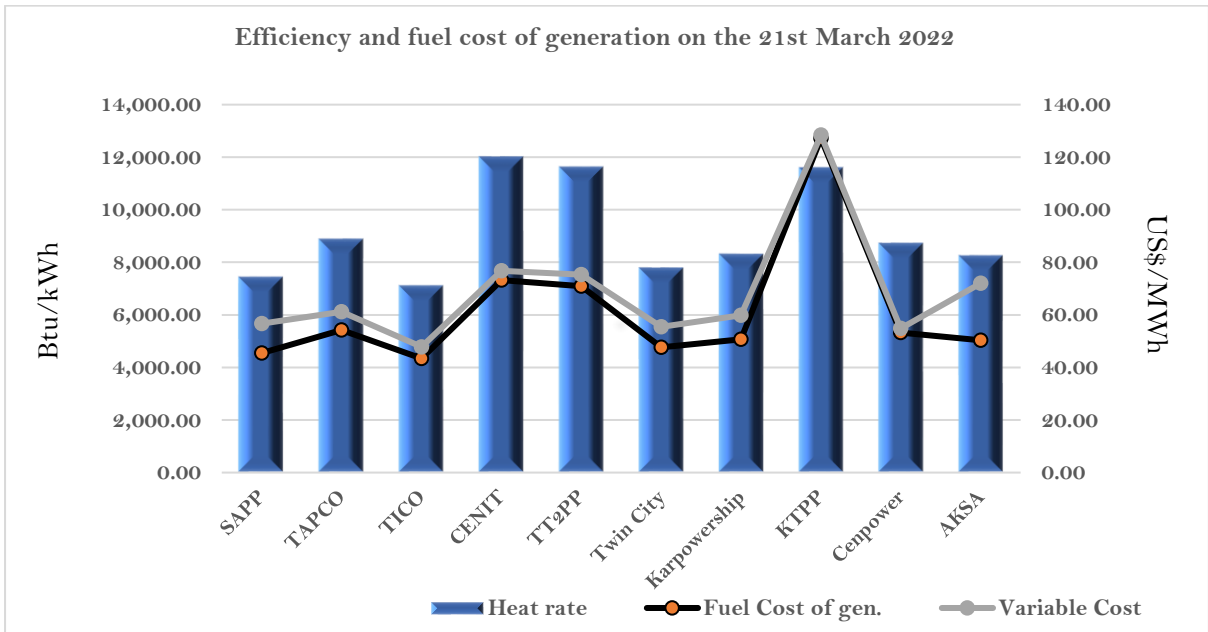
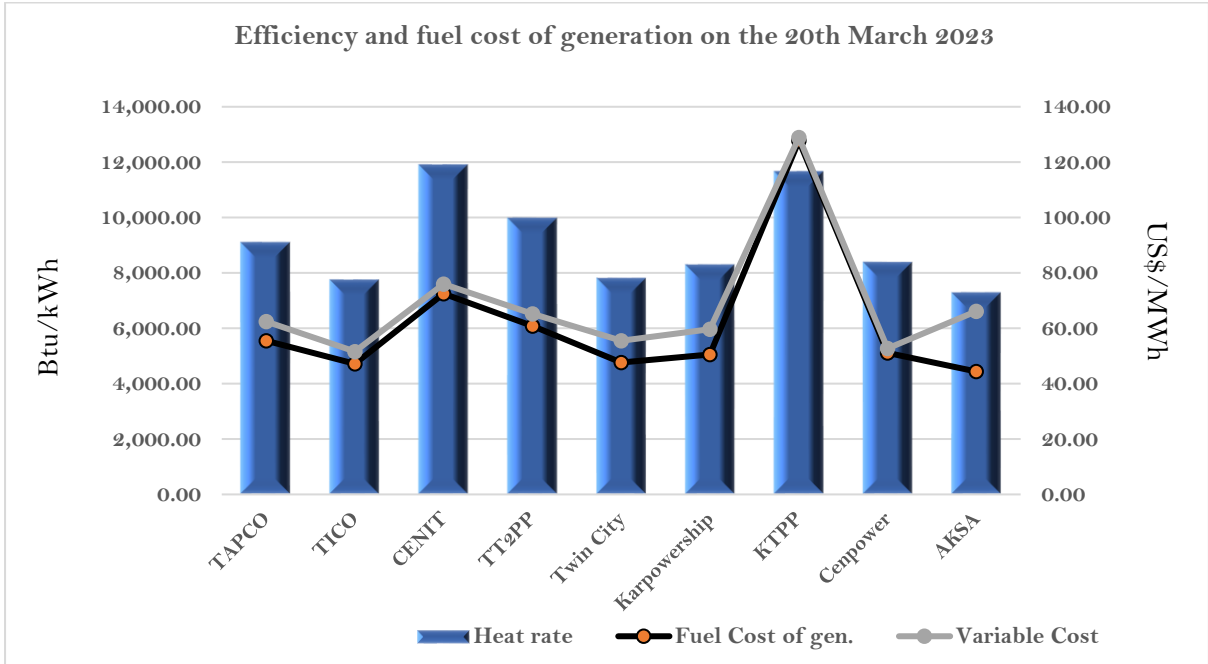


	System Peak Load (MW)	Ghana Peak Load (MW)	Supply (GWh)	Load Factor (%)
22-Mar-23	3,222.90	2,860.90	66.61	86.12
23-Mar-23	3,315.60	2,971.60	65.12	81.84
24-Mar-23	3,249.20	2,905.20	64.69	82.96
25-Mar-23	3,189.40	2,809.40	58.10	75.90
26-Mar-23	3,320.20	2,900.20	66.63	83.62
27-Mar-23	3,466.20	3,192.20	69.91	84.04
28-Mar-23	3,438.60	3,088.60	70.61	85.55
29-Mar-23	3,327.80	2,981.80	70.23	87.93
30-Mar-23	3,252.40	2,951.40	67.93	87.02
31-Mar-23	3,240.70	2,961.70	66.88	85.99



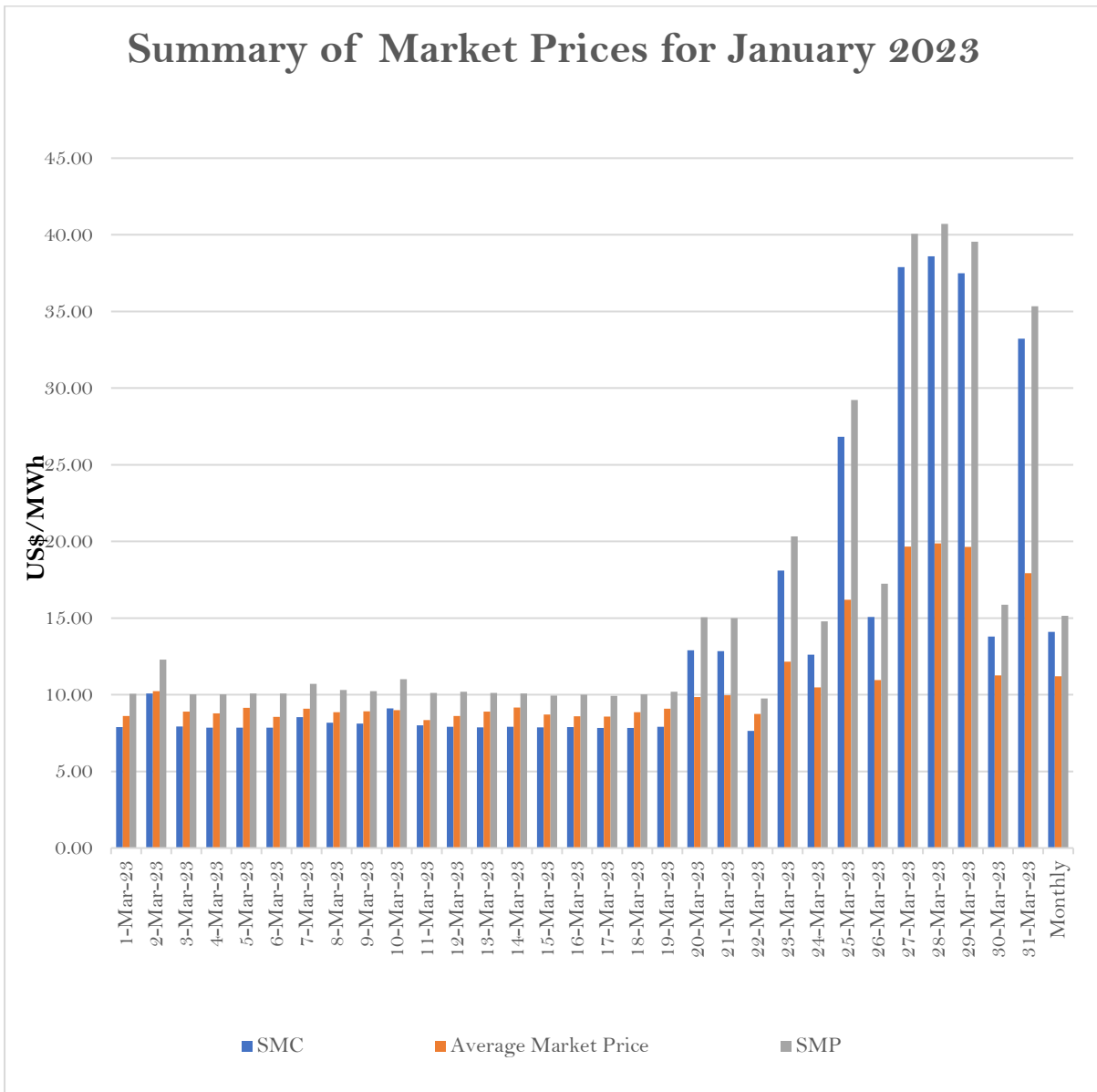








## Summary of Market Prices for January 2023



For any enquiries please contact the: EMOP Administrator, EMOP Secretariat, Energy Commission, Accra. Telephone: +233302908193; or email: [emop@energycom.gov.gh](mailto:emop@energycom.gov.gh)