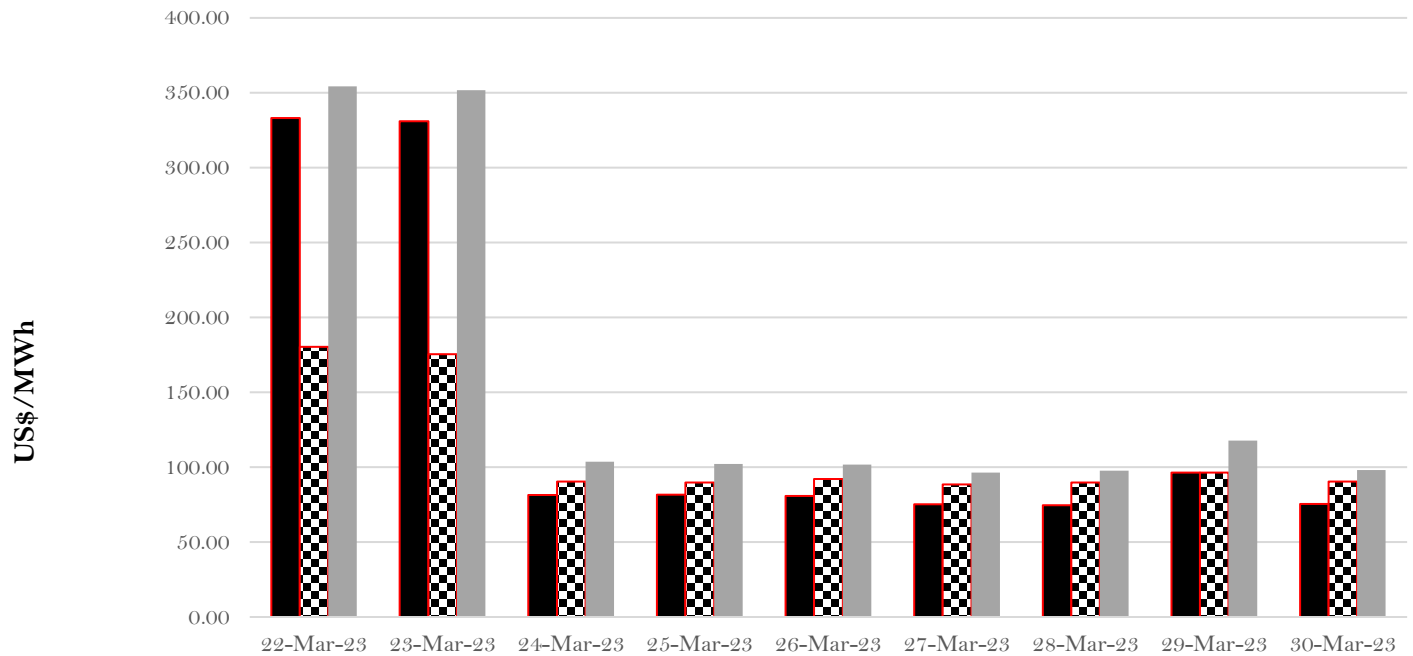




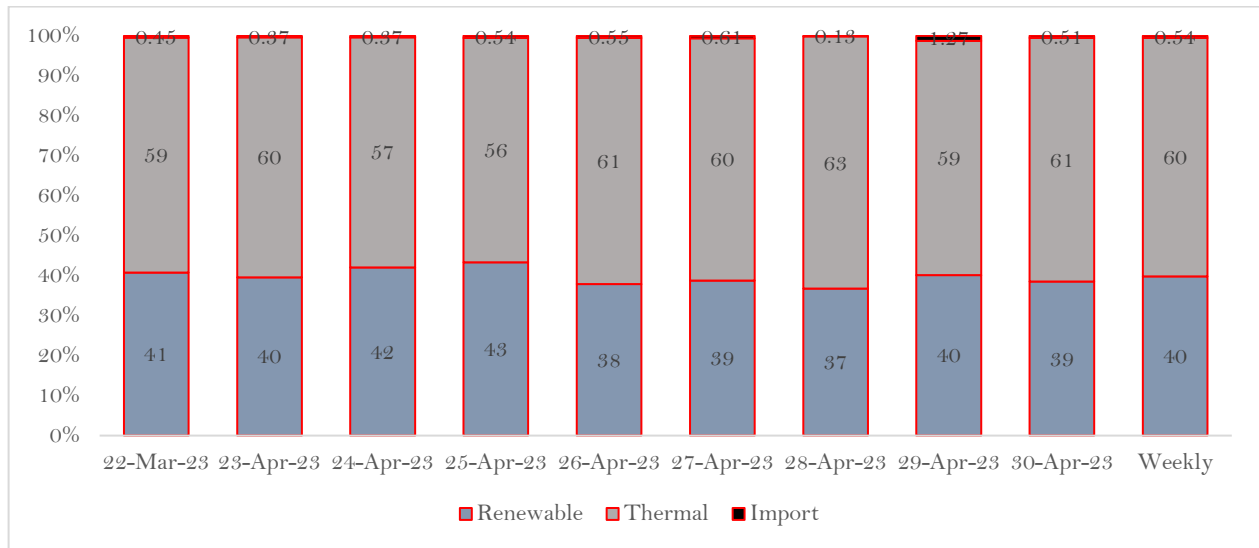
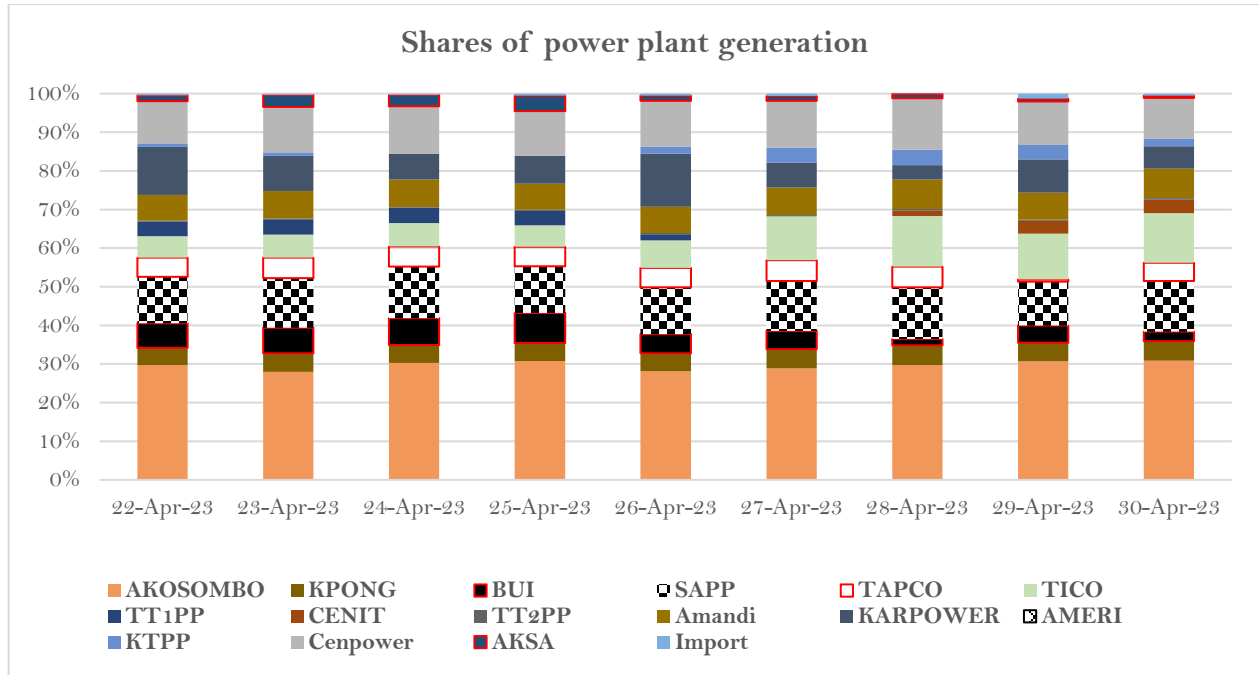
WEEKLY WHOLESALE ELECTRICITY MARKET (WEM) STATISTICS

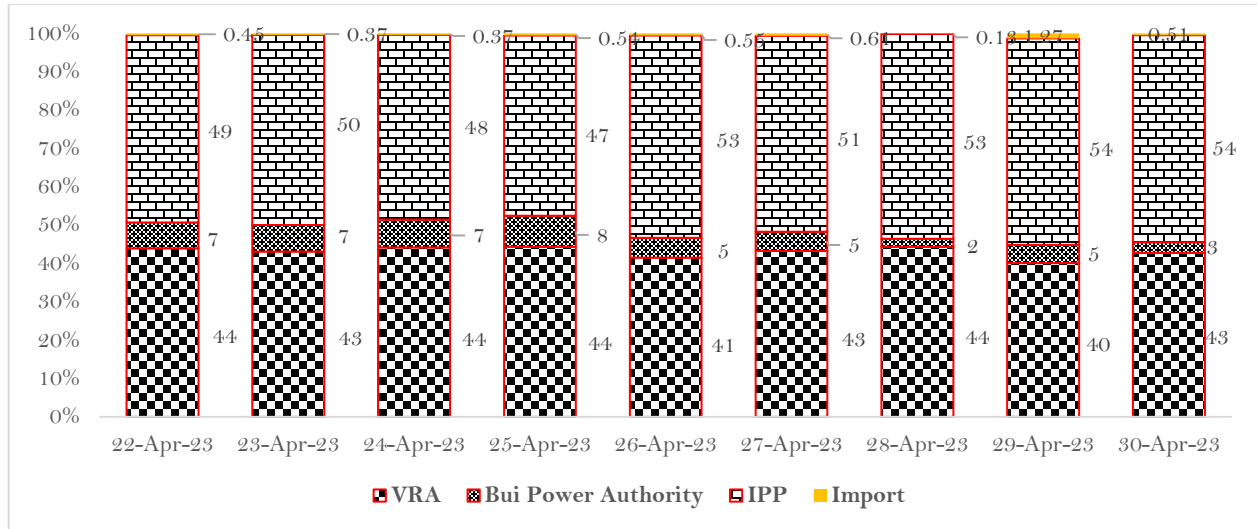
22nd April 2023 to 30th April 2023

System Marginal Cost Vs Average Market Prices for Week 4 of March 2023



	22-Mar-23	23-Mar-23	24-Mar-23	25-Mar-23	26-Mar-23	27-Mar-23	28-Mar-23	29-Mar-23	30-Mar-23
■ SMC	333.20	331.04	81.41	81.61	80.81	75.23	74.52	96.44	75.56
▣ Average Market Price	180.32	175.41	90.52	89.76	92.09	88.61	89.69	96.43	90.49
■ SMP	354.26	351.80	103.58	102.11	101.82	96.42	97.59	117.84	98.20

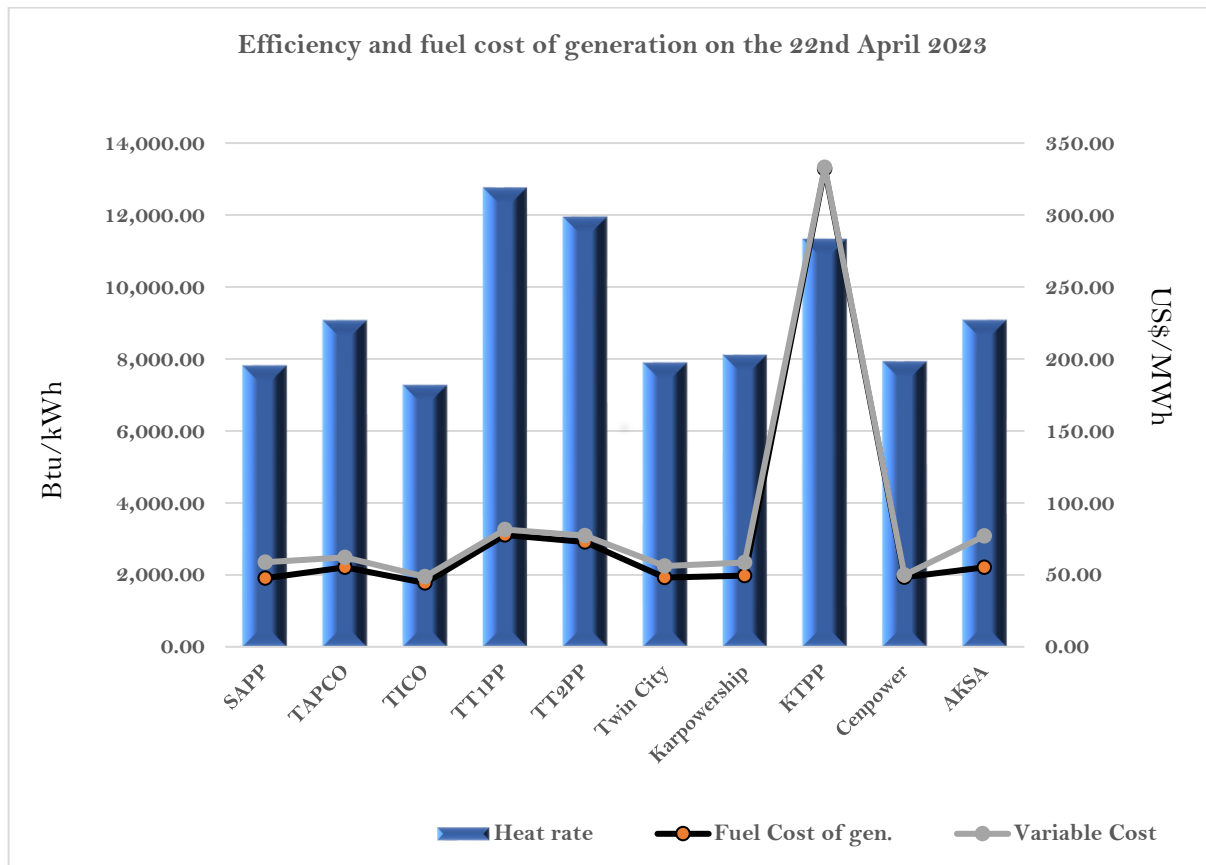


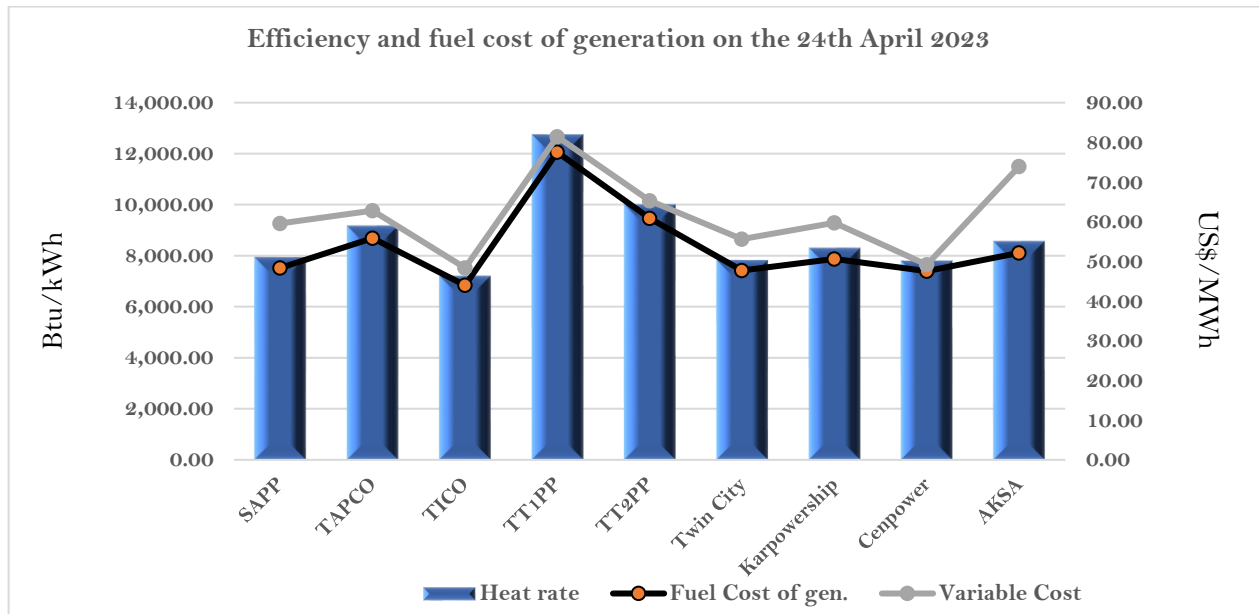
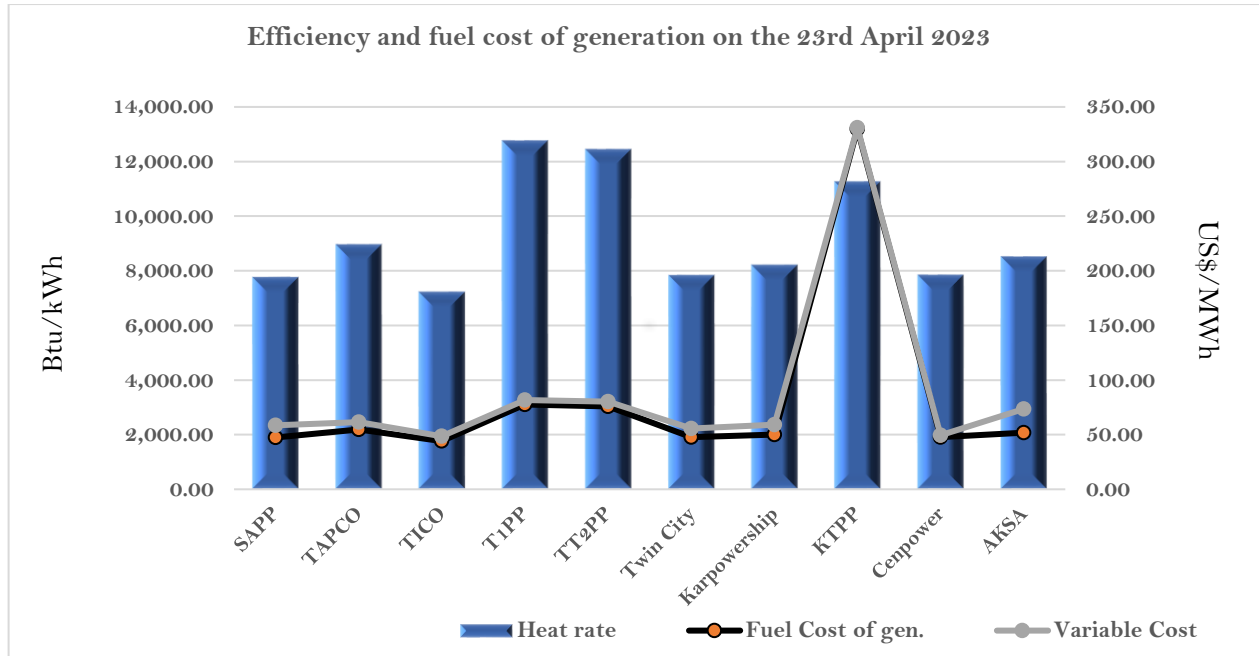


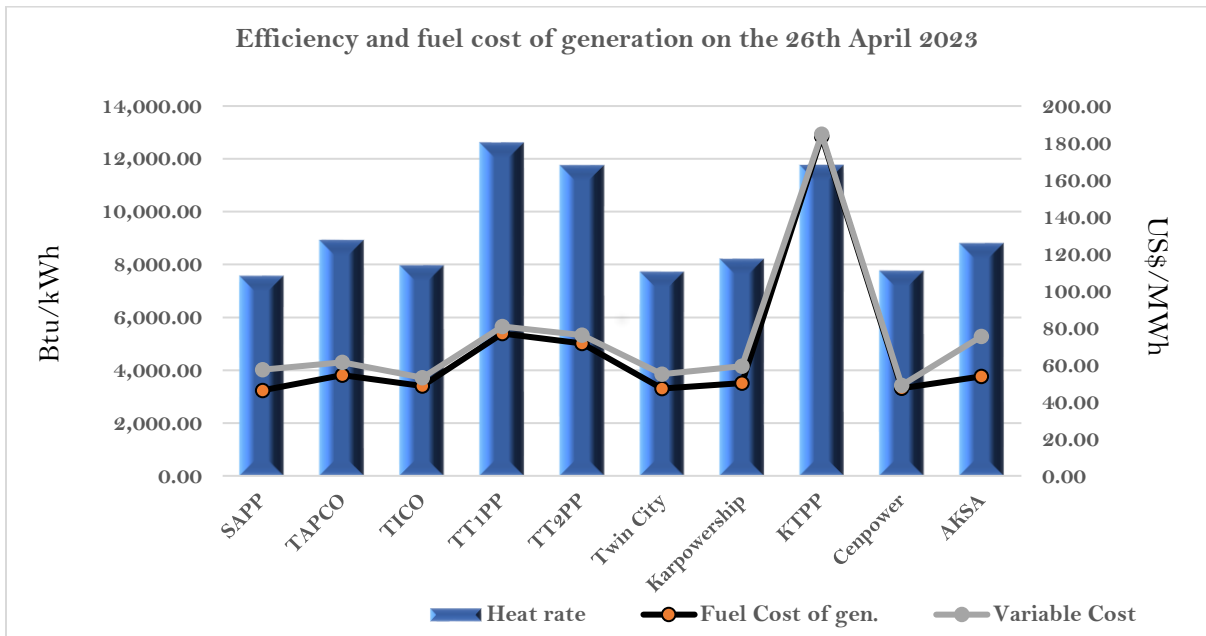
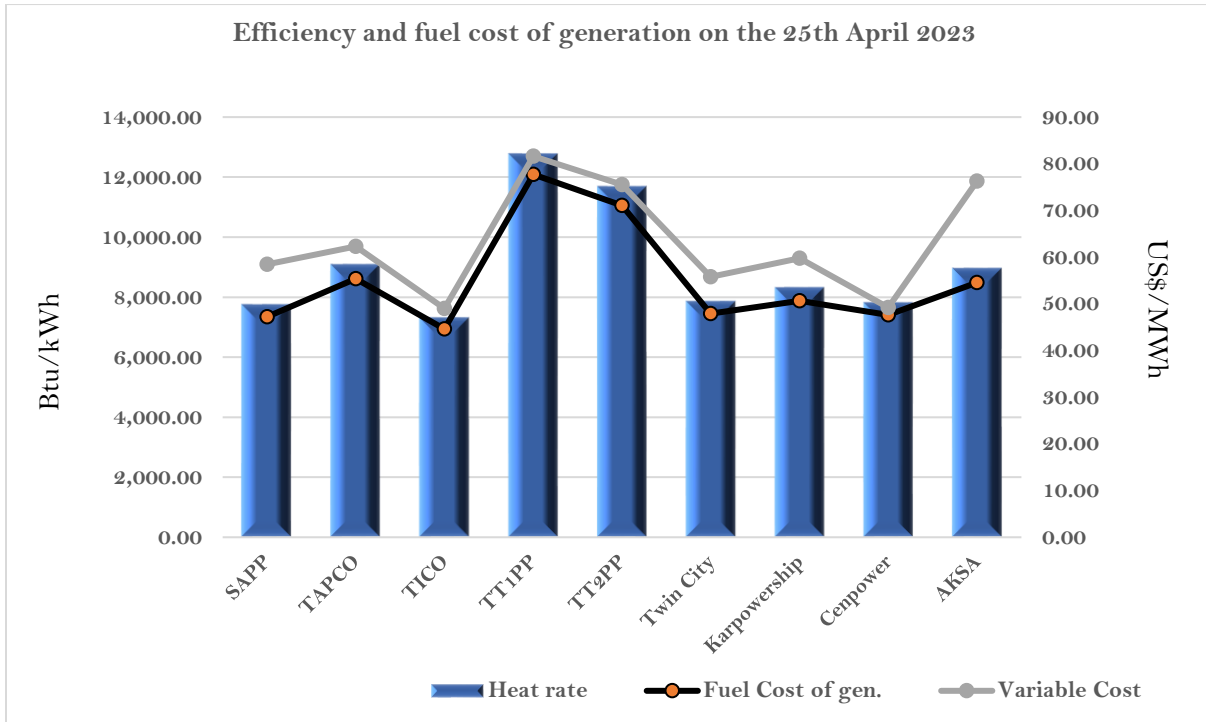
Power Plants	Power Plant Generation (GWh)									
	22-Apr-23	23-Apr-23	24-Apr-23	25-Apr-23	26-Apr-23	27-Apr-23	28-Apr-23	29-Apr-23	30-Apr-23	Total
AKOSOMBO	20.34	18.04	19.53	20.89	19.27	18.66	18.28	20.32	18.96	174.29
KPONG	3.11	3.10	2.99	3.20	3.19	3.21	3.17	3.21	3.10	28.28
BUI	4.35	4.24	4.48	5.24	3.41	3.01	1.00	2.95	1.49	30.16
BUI Solar	0.26	0.23	0.23	0.27	0.17	0.26	0.28	0.20	0.21	2.10
VRA Kaleo	0.00	0.15	0.16	0.16	0.15	0.15	0.14	0.08	0.09	1.07
SAPP	8.25	8.27	8.63	8.26	8.30	8.37	8.24	7.53	8.05	73.91
TAPCO	3.40	3.45	3.39	3.39	3.49	3.46	3.28	0.39	2.90	27.13
TICO	3.83	3.85	3.88	3.80	4.84	7.35	8.05	7.85	7.92	51.37
TT1PP	2.54	2.54	2.56	2.54	1.11	0.00	0.00	0.00	0.00	11.29
CENT	0.00	0.00	0.00	0.00	0.00	0.00	0.90	2.17	2.13	5.21
TT2PP	0.23	0.13	0.12	0.24	0.24	0.24	0.24	0.24	0.24	1.92
Amandi	4.55	4.57	4.58	4.55	4.63	4.58	4.67	4.63	4.66	41.43
KARPOWER	8.50	5.88	4.32	4.87	9.46	4.18	2.90	5.67	3.55	48.72
AMERI	0.00	0.00	0.00	0.00	0.00	0.00	0.00	0.00	0.00	0.00
KTPP	0.65	0.61	0.00	0.00	1.23	2.48	2.47	2.49	1.17	11.10
Cenpower	7.47	7.55	7.91	7.89	8.12	7.87	8.19	7.46	6.54	69.00
AKSA	1.04	1.99	1.89	2.71	0.92	0.78	0.67	0.51	0.37	10.88
Bridge Power	0.00	0.00	0.00	0.00	0.00	0.00	0.00	0.00	0.00	0.00
Import	0.31	0.24	0.24	0.37	0.38	0.40	0.08	0.85	0.32	3.17
Total	68.82	64.83	64.90	68.36	68.91	65.00	61.96	66.55	61.69	591.02



	System Peak Load (MW)	Ghana Peak Load (MW)	Supply (GWh)	Load Factor (%)
22-Apr-23	3,329.70	3,020.70	68.82	86.12
23-Apr-23	3,092.80	2,803.80	64.83	87.34
24-Apr-23	3,305.56	3,008.56	64.90	81.81
25-Apr-23	3,219.80	2,960.80	68.36	88.46
26-Apr-23	3,327.10	3,022.10	68.91	86.29
27-Apr-23	3,165.21	2,824.21	65.00	85.56
28-Apr-23	3,284.90	2,944.90	61.96	78.59
29-Apr-23	3,272.90	2,918.90	66.55	84.72
30-Apr-23	3,209.80	2,891.80	61.69	80.08

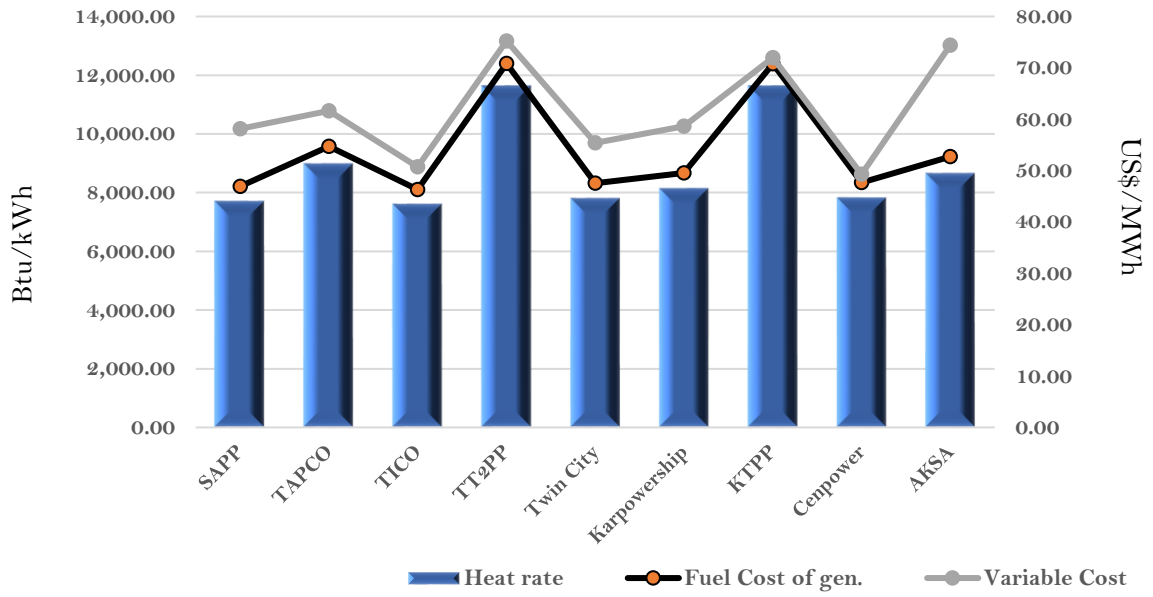




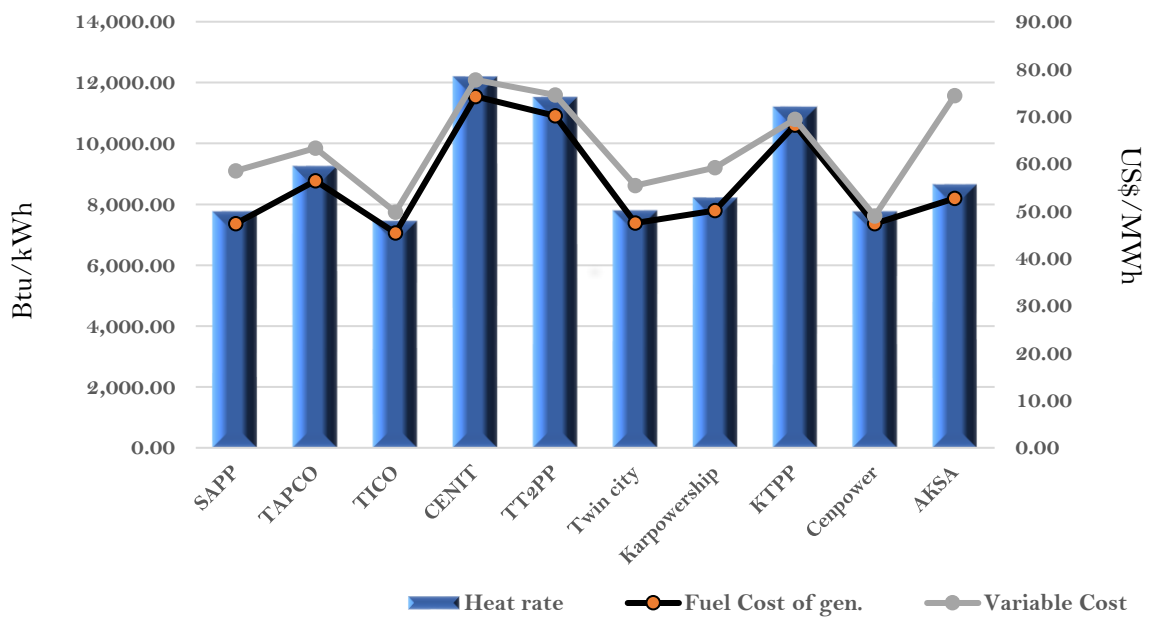




Efficiency and fuel cost of generation on the 27th April 2023

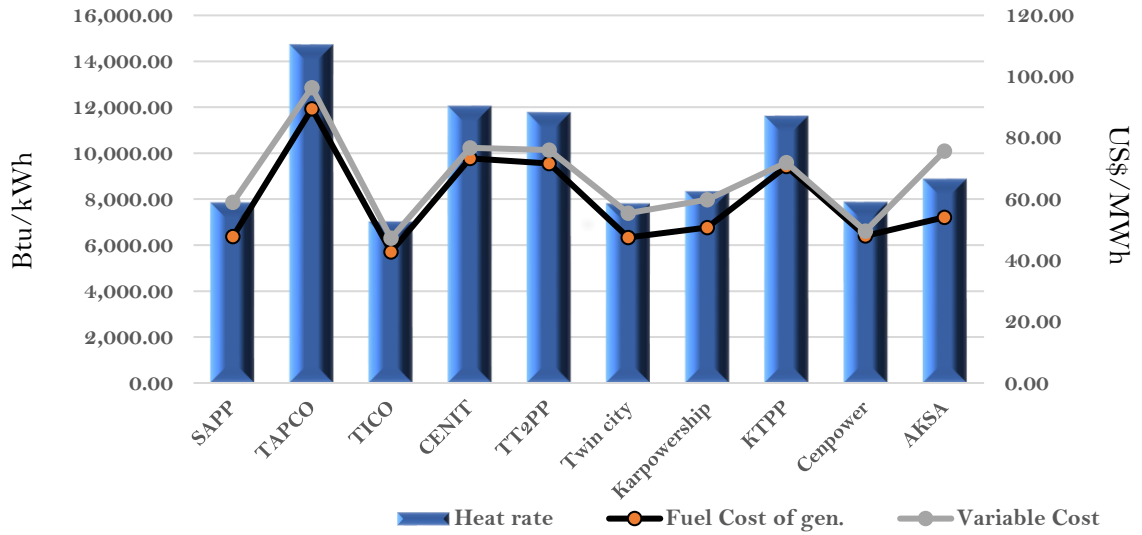


Efficiency and fuel cost of generation on the 28th April 2023

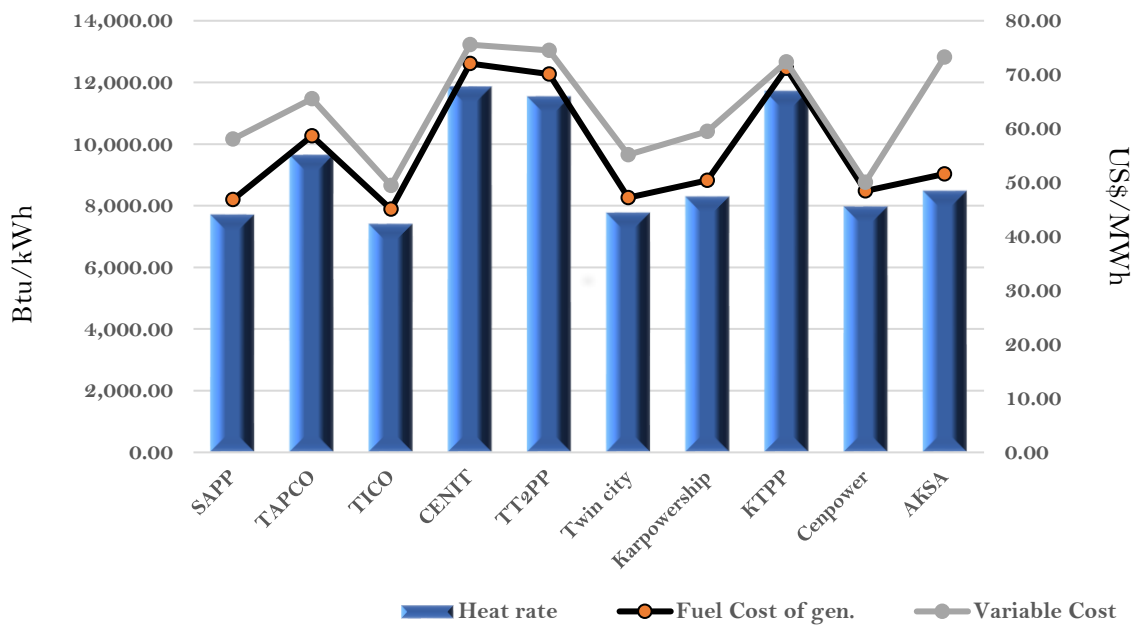




Efficiency and fuel cost of generation on the 29th April 2023

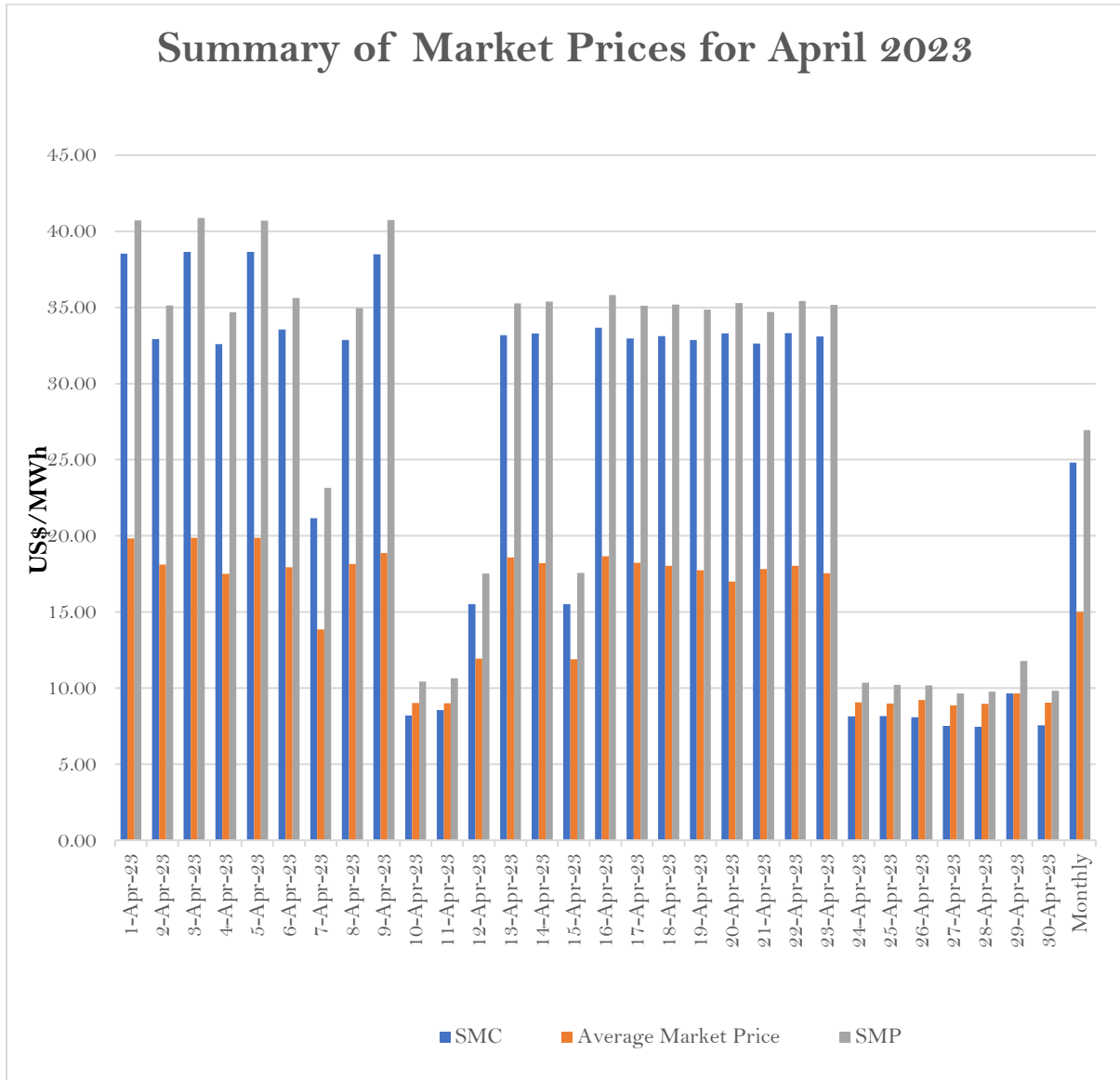


Efficiency and fuel cost of generation on the 30th April 2023





Summary of Market Prices for April 2023



For any enquiries please contact the: EMOP Administrator, EMOP Secretariat, Energy Commission, Accra. Telephone: +233302908193; or email: emop@energycom.gov.gh