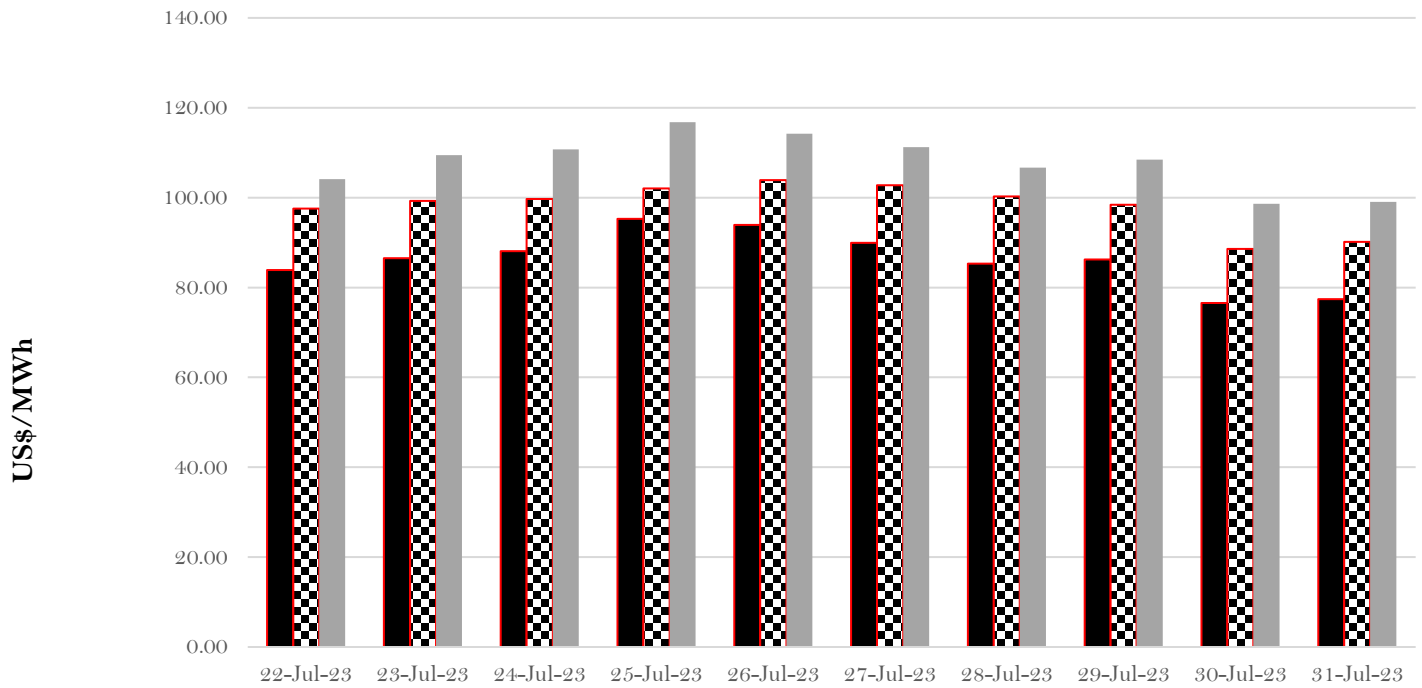




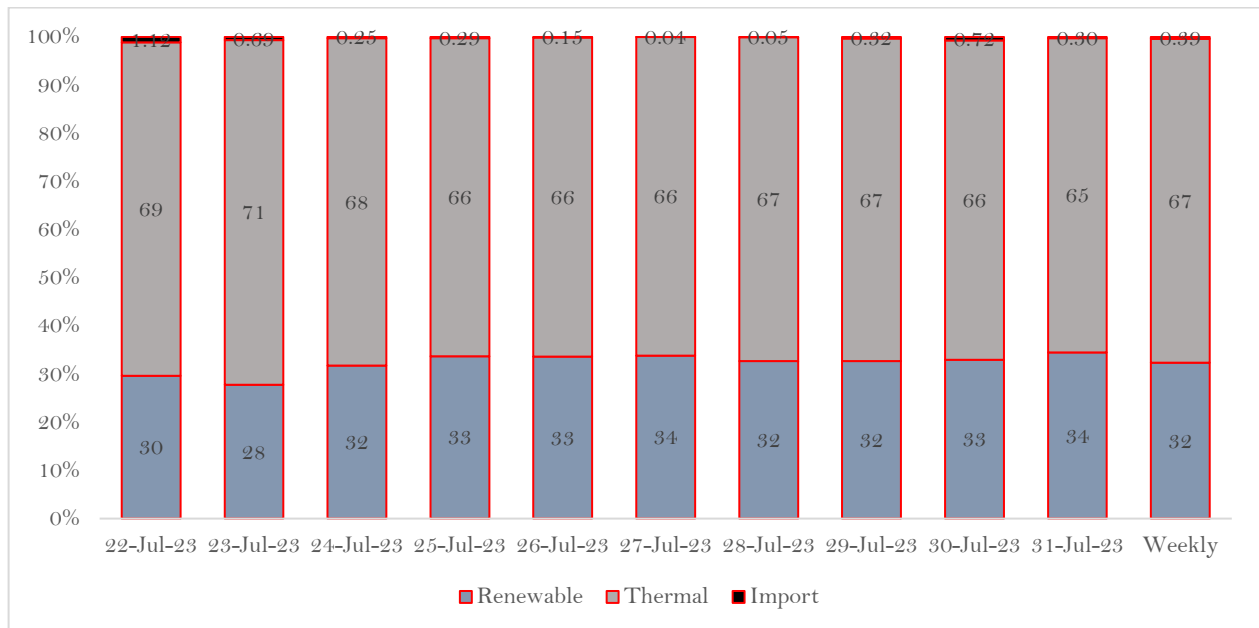
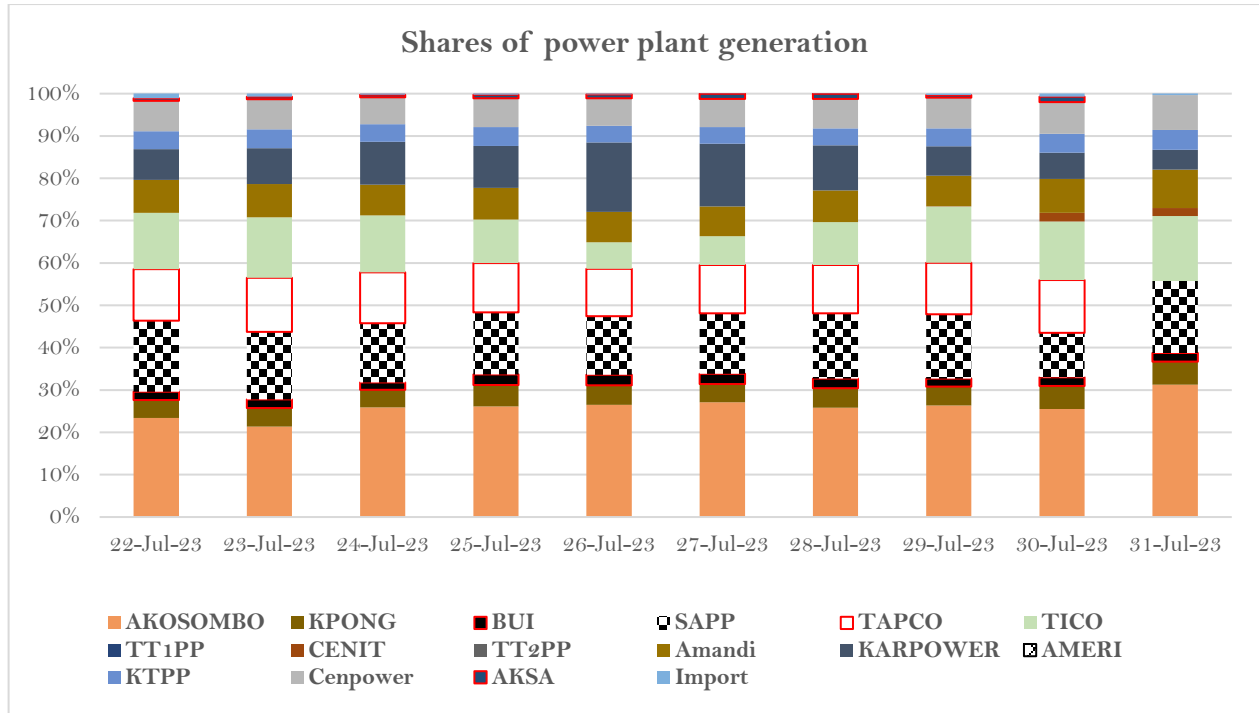
WEEKLY WHOLESALE ELECTRICITY MARKET (WEM) STATISTICS

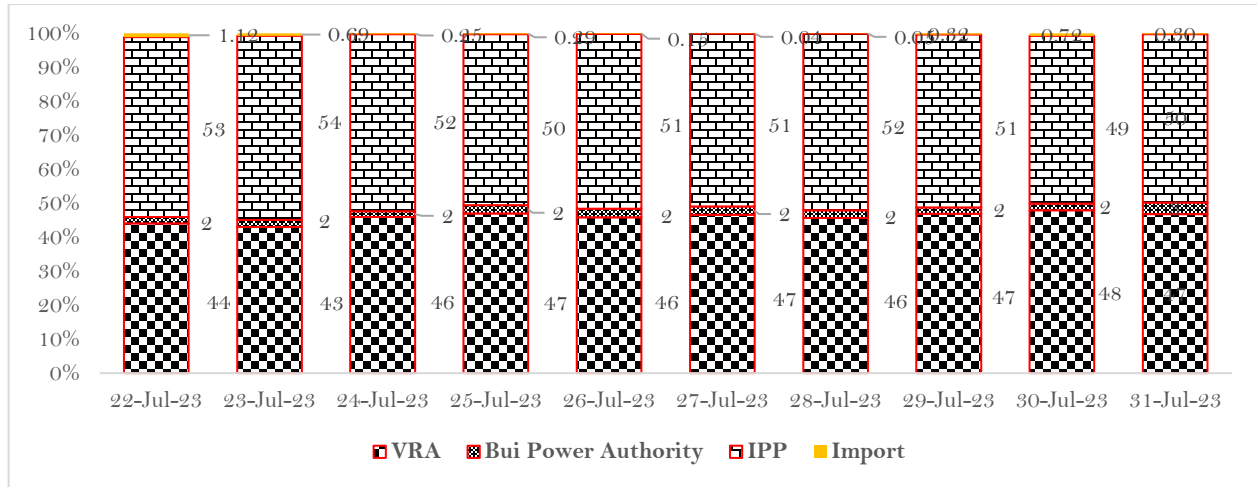
22nd July 2023 to 31st July 2023

System Marginal Cost Vs Average Market Prices for Week 4 of July 2023



	22-Jul-23	23-Jul-23	24-Jul-23	25-Jul-23	26-Jul-23	27-Jul-23	28-Jul-23	29-Jul-23	30-Jul-23	31-Jul-23
■ SMC	83.89	86.53	88.09	95.27	93.96	89.96	85.35	86.22	76.53	77.44
▣ Average Market Price	97.59	99.31	99.69	102.08	103.94	102.74	100.24	98.39	88.60	90.13
■ SMP	104.14	109.47	110.75	116.79	114.22	111.27	106.67	108.47	98.65	99.05

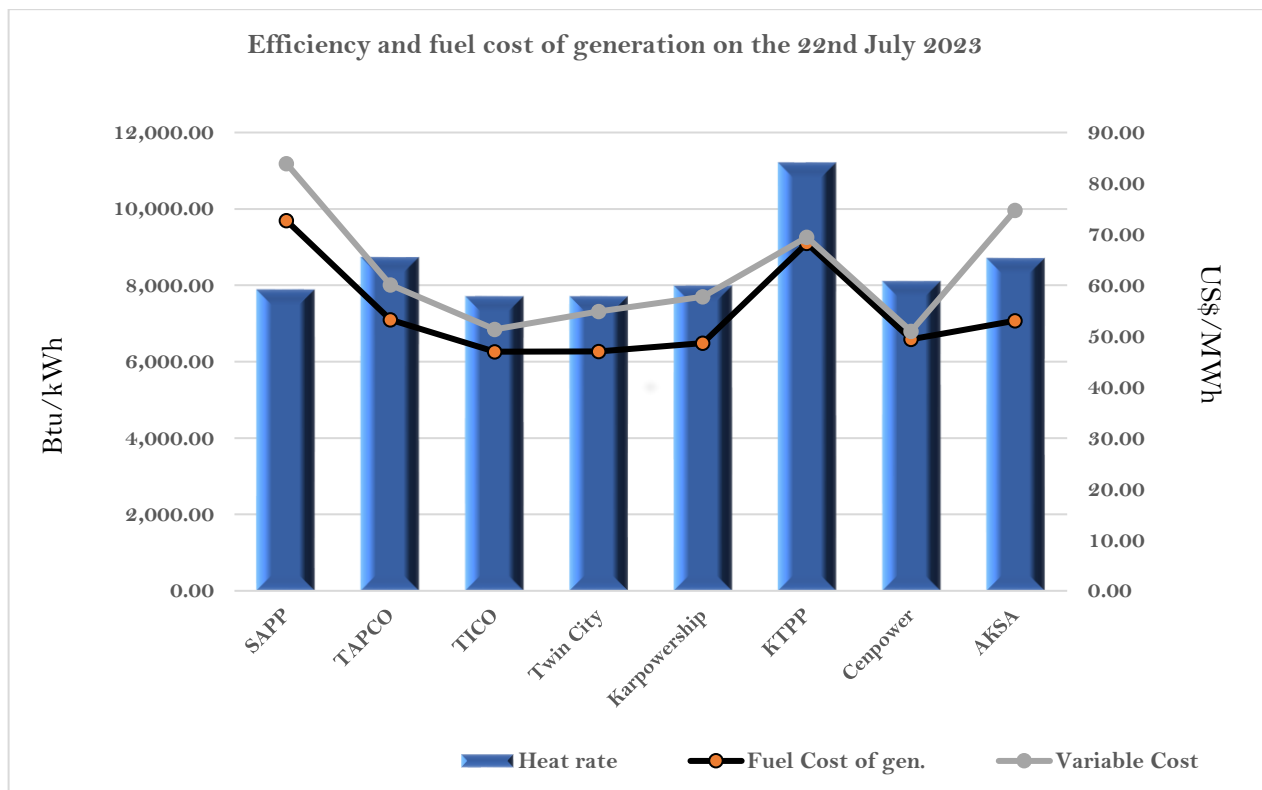


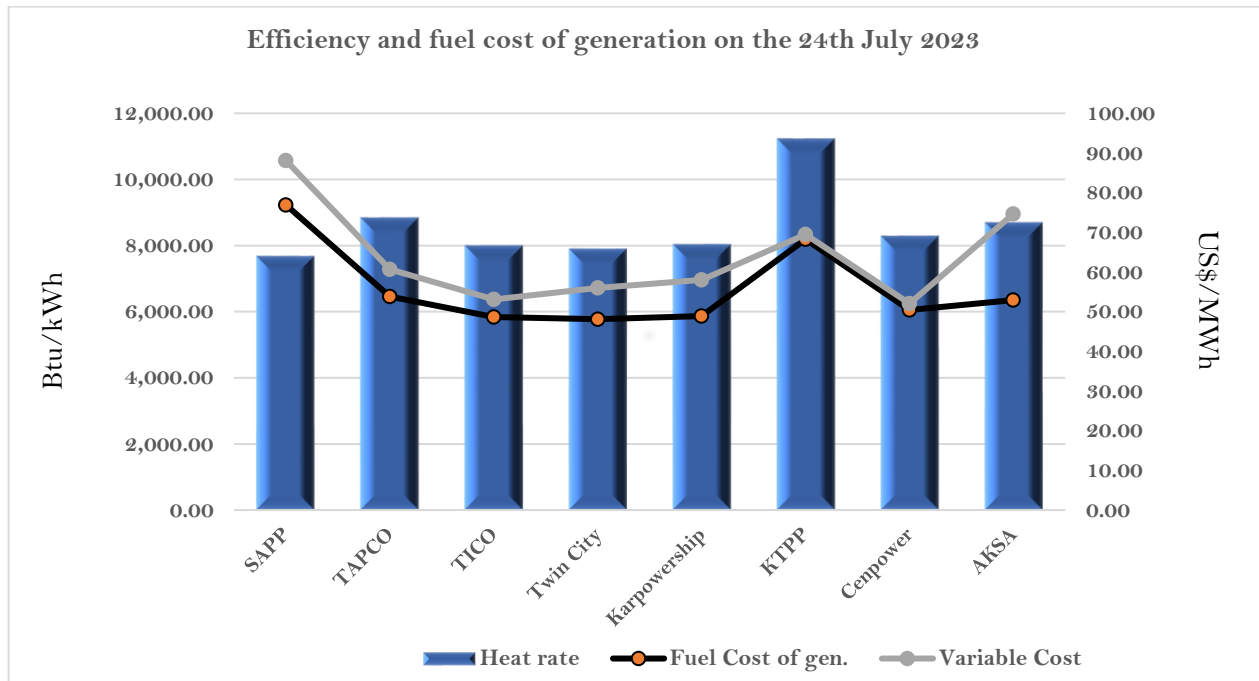
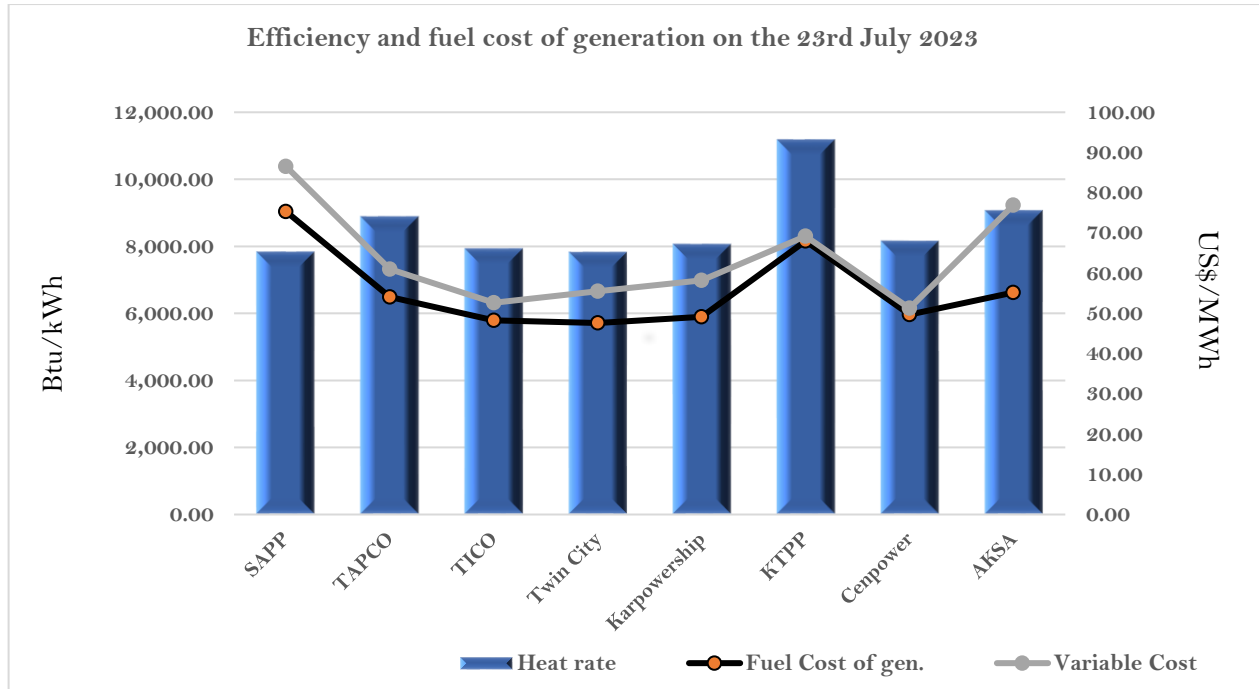


Power Plants	Power Plant Generation (GWh)										Total
	22-Jul-23	23-Jul-23	24-Jul-23	25-Jul-23	26-Jul-23	27-Jul-23	28-Jul-23	29-Jul-23	30-Jul-23	31-Jul-23	
AKOSOMBO	14.14	12.15	13.70	16.34	17.14	17.32	16.27	15.76	14.88	16.32	156.02
KPONG	2.56	2.50	2.54	3.18	3.00	2.76	2.89	2.66	3.17	2.84	28.10
BUI	1.17	1.14	1.02	1.55	1.63	1.54	1.41	1.10	1.18	1.04	12.77
BUI Solar	0.00	0.00	0.00	0.00	0.00	0.00	0.00	0.00	0.00	1.04	1.04
VRA Kaleo	0.03	0.05	0.02	0.04	0.06	0.06	0.04	0.06	0.06	0.00	0.41
SAPP	10.12	9.05	8.51	9.18	8.94	9.14	9.72	9.11	6.13	8.88	88.77
TAPCO	7.84	7.28	7.27	7.24	7.25	7.30	7.21	7.24	7.29	7.29	72.71
TICO	8.03	8.13	8.16	6.45	4.06	4.35	6.36	7.93	8.07	8.02	69.56
TT1IPP	0.00	0.00	0.00	0.00	0.00	0.00	0.00	0.00	0.00	0.00	0.00
CENT	0.00	0.00	0.00	0.00	0.00	0.00	0.00	0.05	1.18	0.99	2.22
TT2IPP	0.00	0.00	0.00	0.00	0.00	0.00	0.00	0.00	0.00	0.00	0.00
Amandi	4.69	4.46	4.37	4.68	4.63	4.49	4.69	4.28	4.69	4.70	45.69
KARPOWER	4.40	4.78	6.14	6.16	10.61	9.51	6.72	4.19	3.62	2.47	58.61
AMERI	0.00	0.00	0.00	0.00	0.00	0.00	0.00	0.00	0.00	0.00	0.00
KTPP	2.54	2.54	2.53	2.81	2.52	2.53	2.53	2.53	2.61	2.44	25.58
Cenpower	4.33	4.03	3.86	4.25	4.22	4.25	4.34	4.31	4.34	4.28	42.21
AKSA	0.37	0.37	0.37	0.49	0.62	0.76	0.77	0.38	0.76	1.13	6.01
Bridge Power	0.00	0.00	0.37	0.45	0.46	0.19	0.33	0.33	0.00	0.08	2.20
Import	0.67	0.39	0.16	0.19	0.10	0.03	0.03	0.19	0.42	0.19	2.37
Total	60.39	56.87	61.01	63.00	65.24	64.24	63.32	60.14	58.39	61.70	614.29



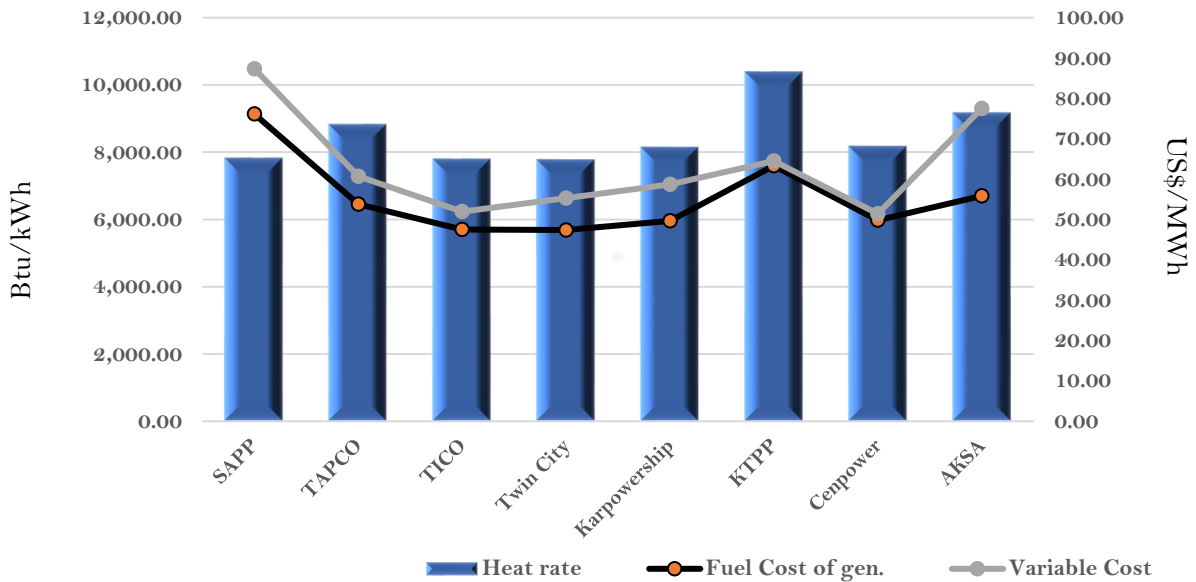
	System Peak Load (MW)	Ghana Peak Load (MW)	Supply (GWh)	Load Factor (%)
22-Jul-23	2,810.07	2,860.90	60.39	89.54
23-Jul-23	2,996.90	2,971.60	56.87	79.07
24-Jul-23	3,177.41	2,905.20	61.01	80.01
25-Jul-23	3,115.40	2,809.40	63.00	84.26
26-Jul-23	3,037.90	2,900.20	65.24	89.48
27-Jul-23	3,144.87	3,192.20	64.24	85.11
28-Jul-23	3,102.16	3,088.60	63.32	85.04
29-Jul-23	3,075.75	2,981.80	60.14	81.47
30-Jul-23	2,967.66	2,951.40	58.39	81.98
31-Jul-23	3,063.80	2,961.70	61.70	83.90



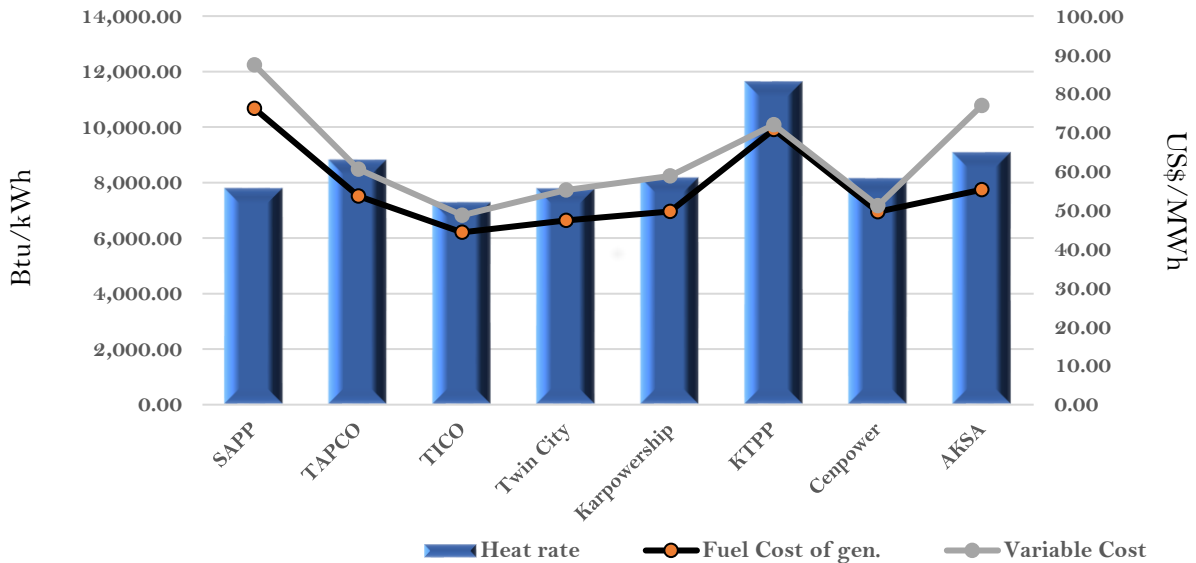




Efficiency and fuel cost of generation on the 25th July 2023

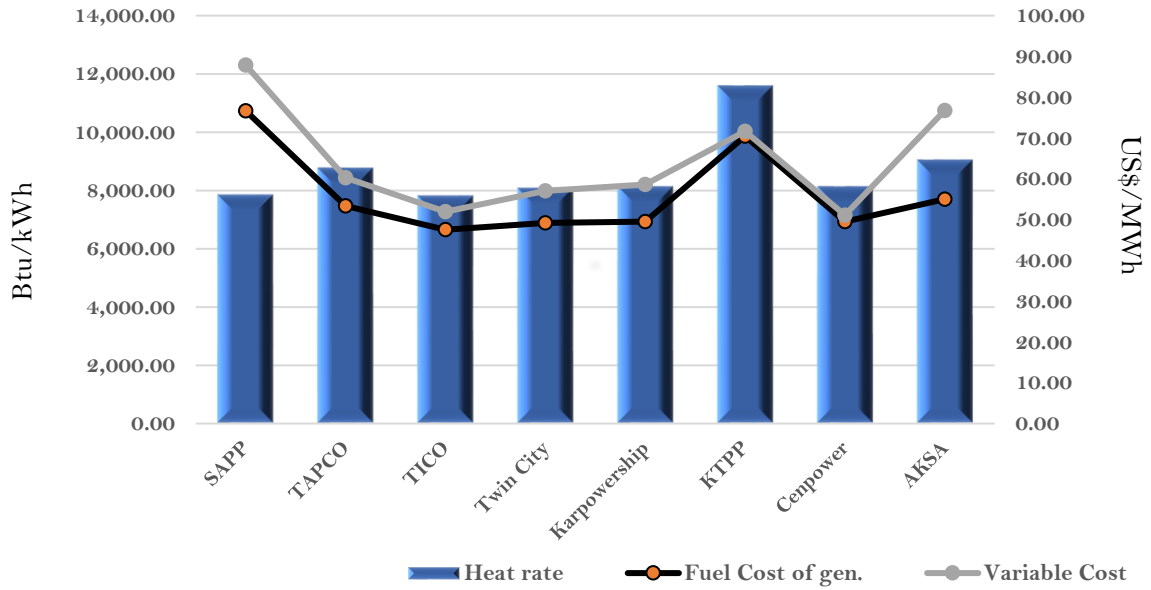


Efficiency and fuel cost of generation on the 26th July 2023

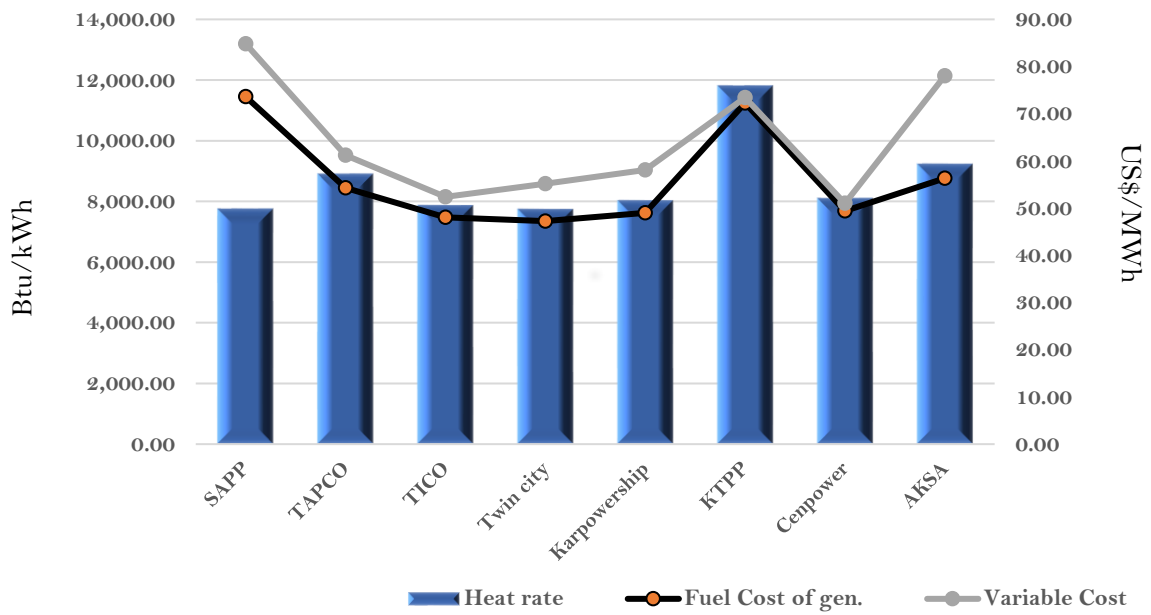


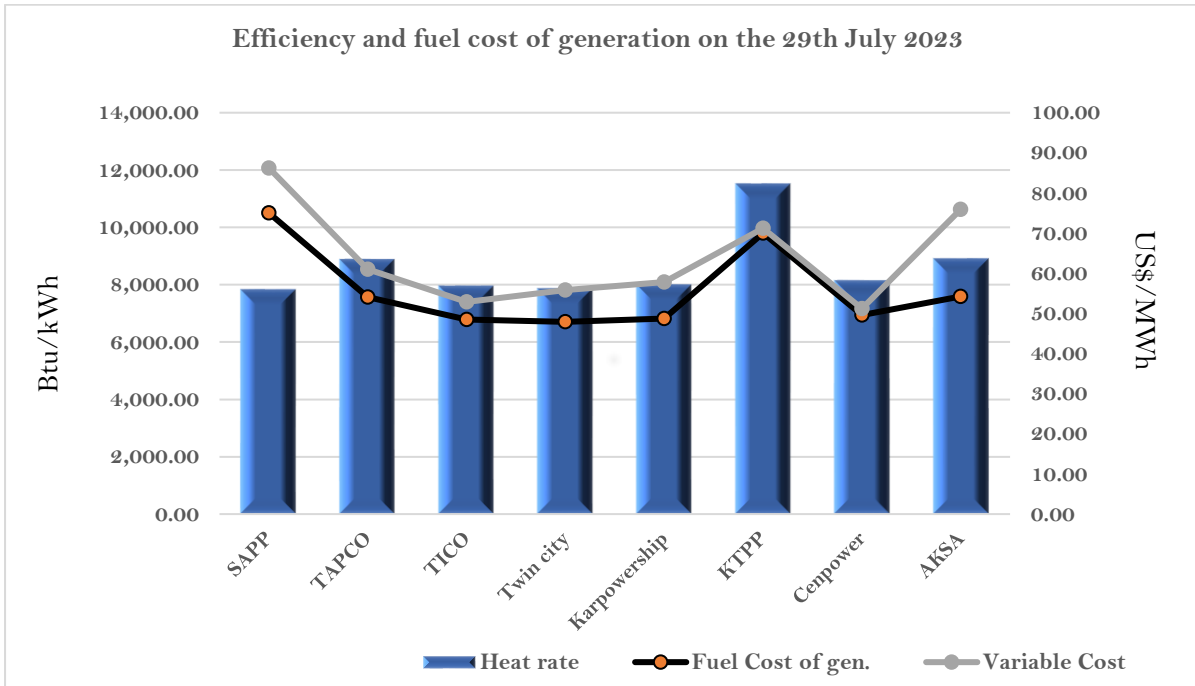
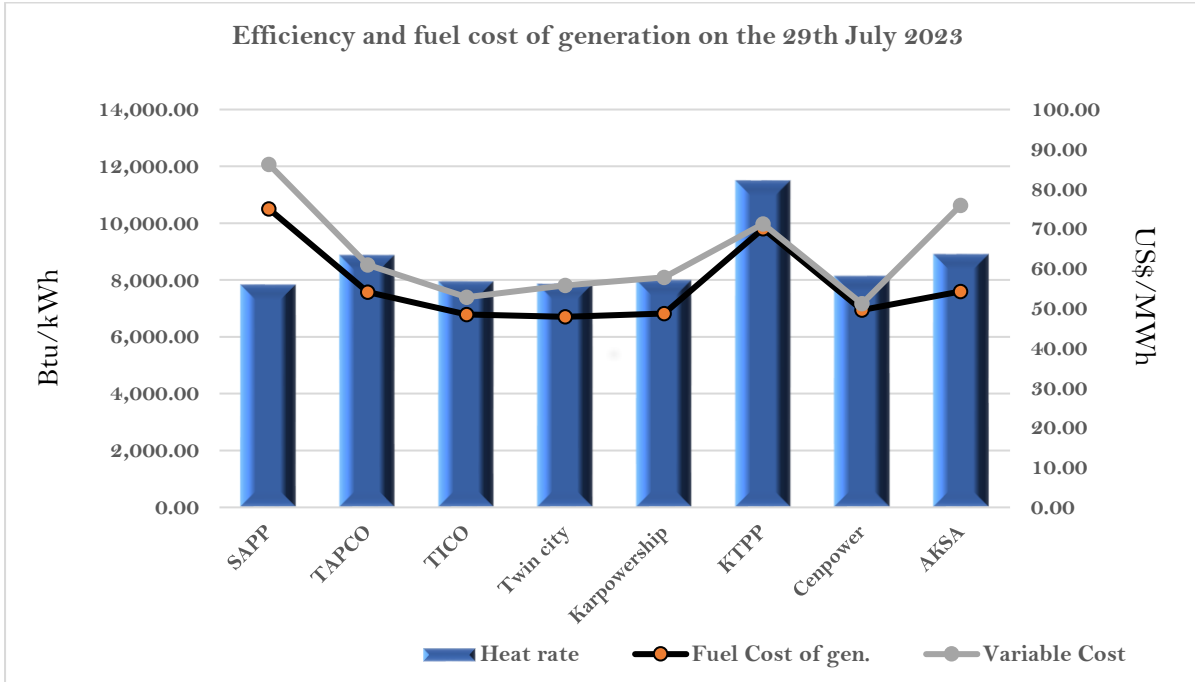


Efficiency and fuel cost of generation on the 27th July 2023



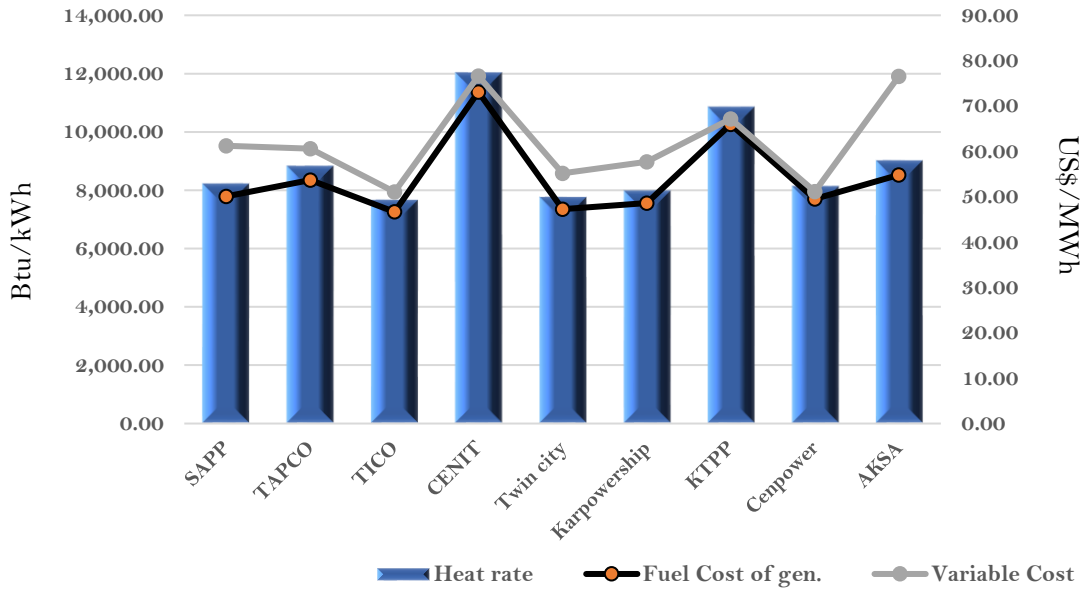
Efficiency and fuel cost of generation on the 28th July 2023



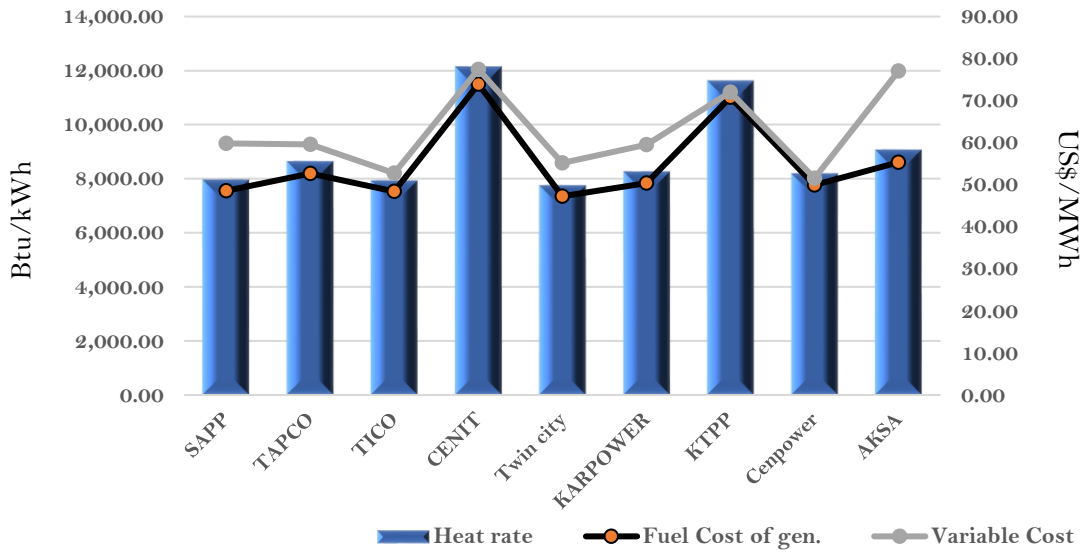




Efficiency and fuel cost of generation on the 30th July 2023

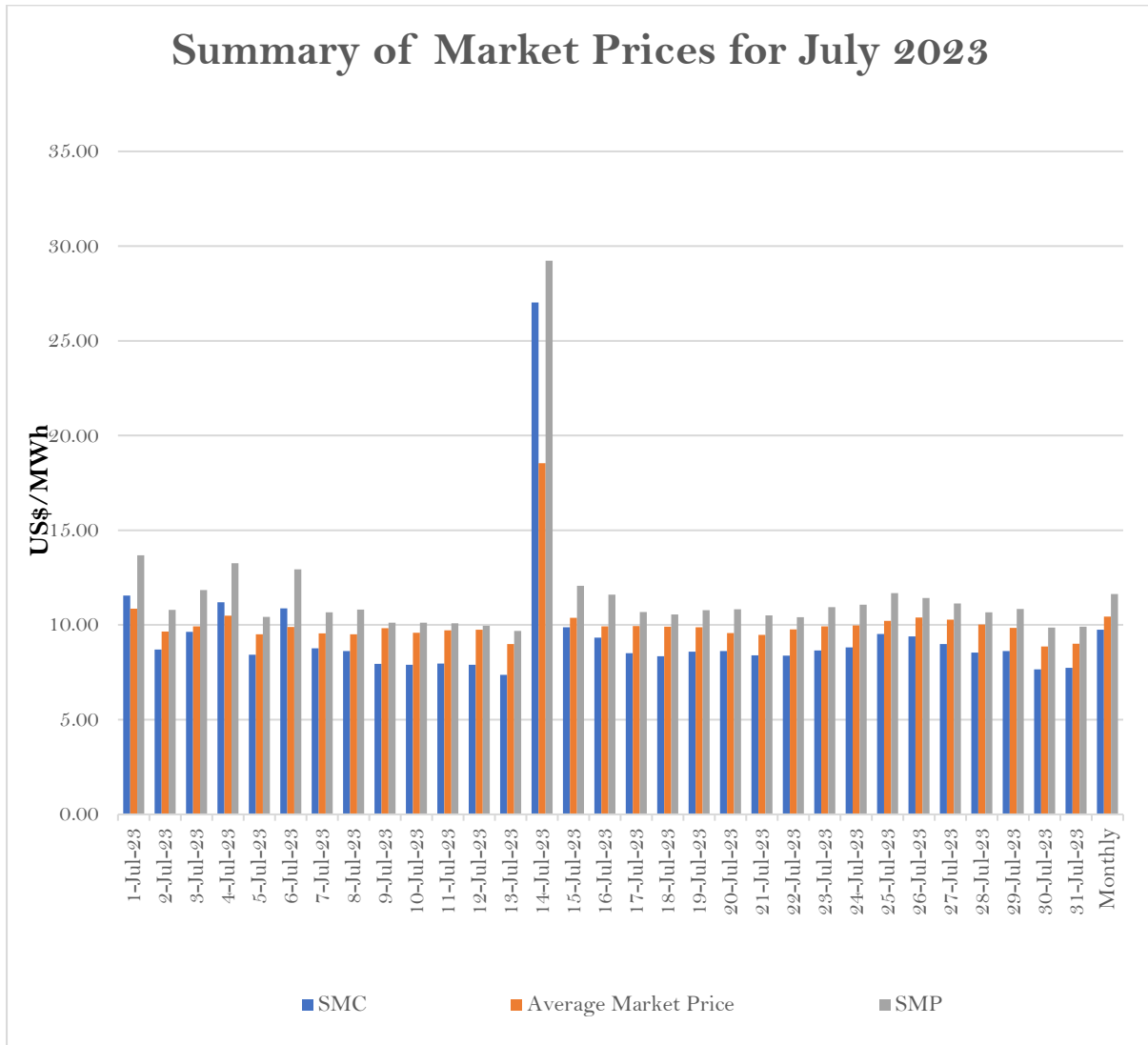


Efficiency and fuel cost of generation on the 31st July 2023





Summary of Market Prices for July 2023



For any enquiries please contact the: EMOP Administrator, EMOP Secretariat, Energy Commission, Accra. Telephone: +233302908193; or email: emop@energycm.gov.gh