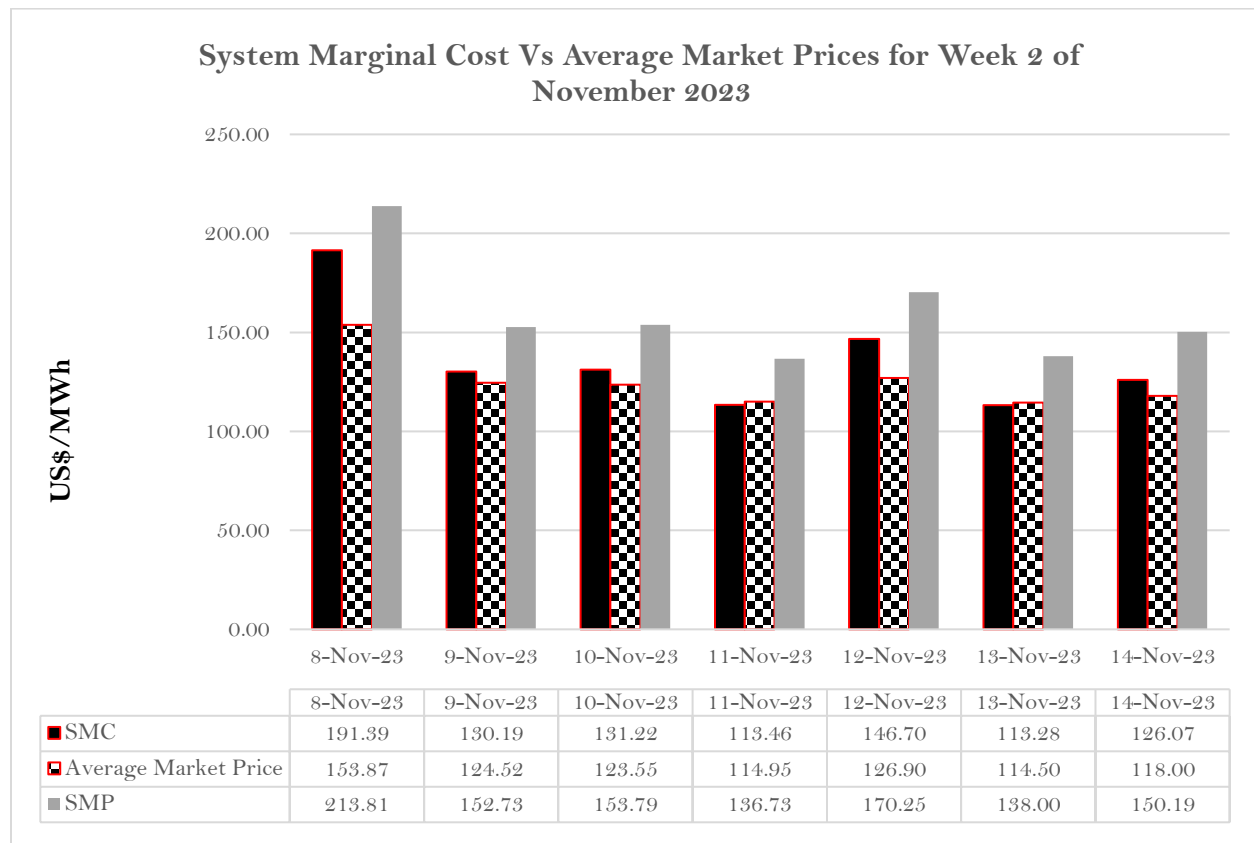


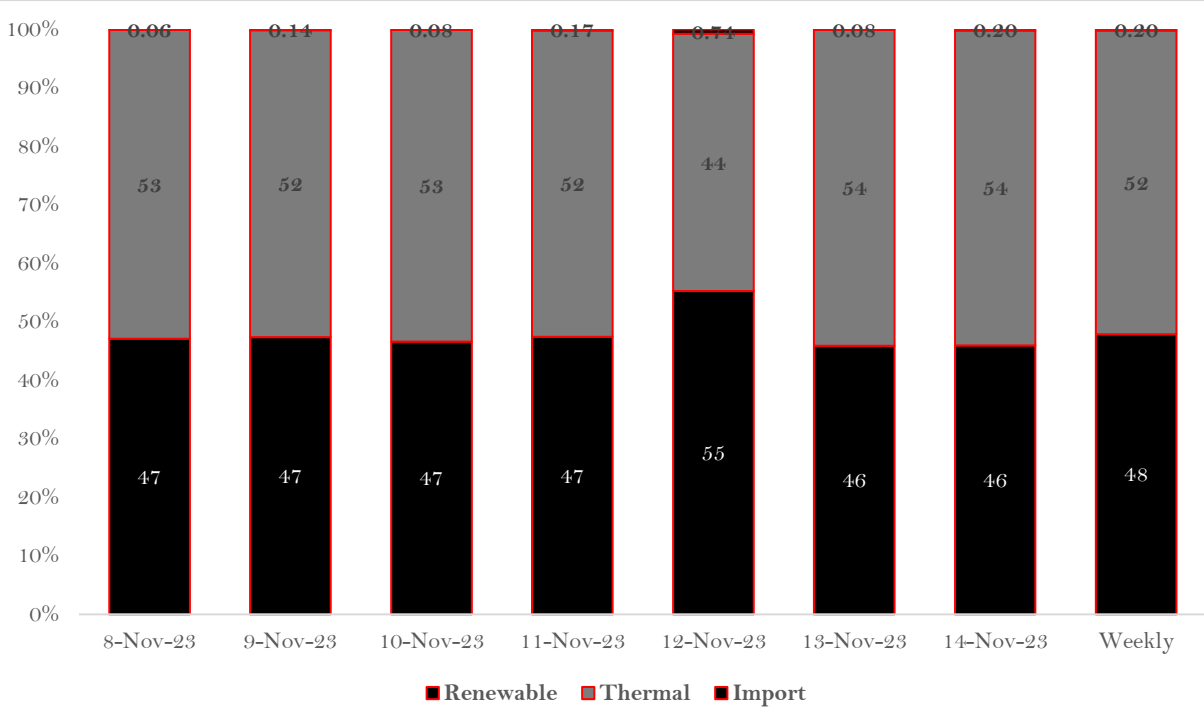
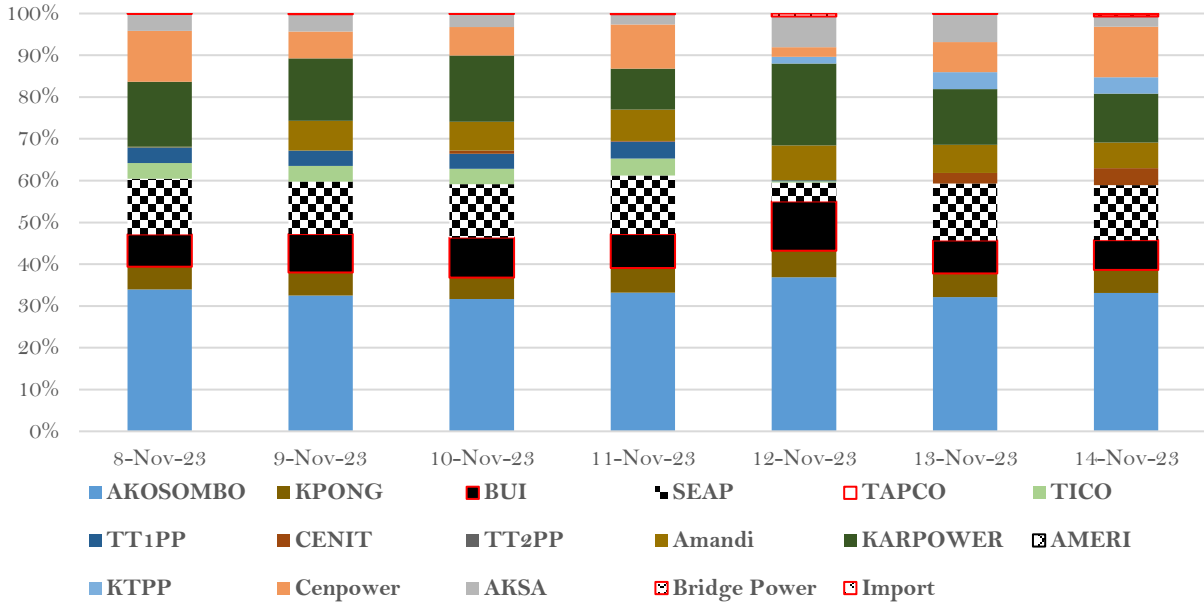
WEEKLY WHOLESALE ELECTRICITY MARKET (WEM) STATISTICS

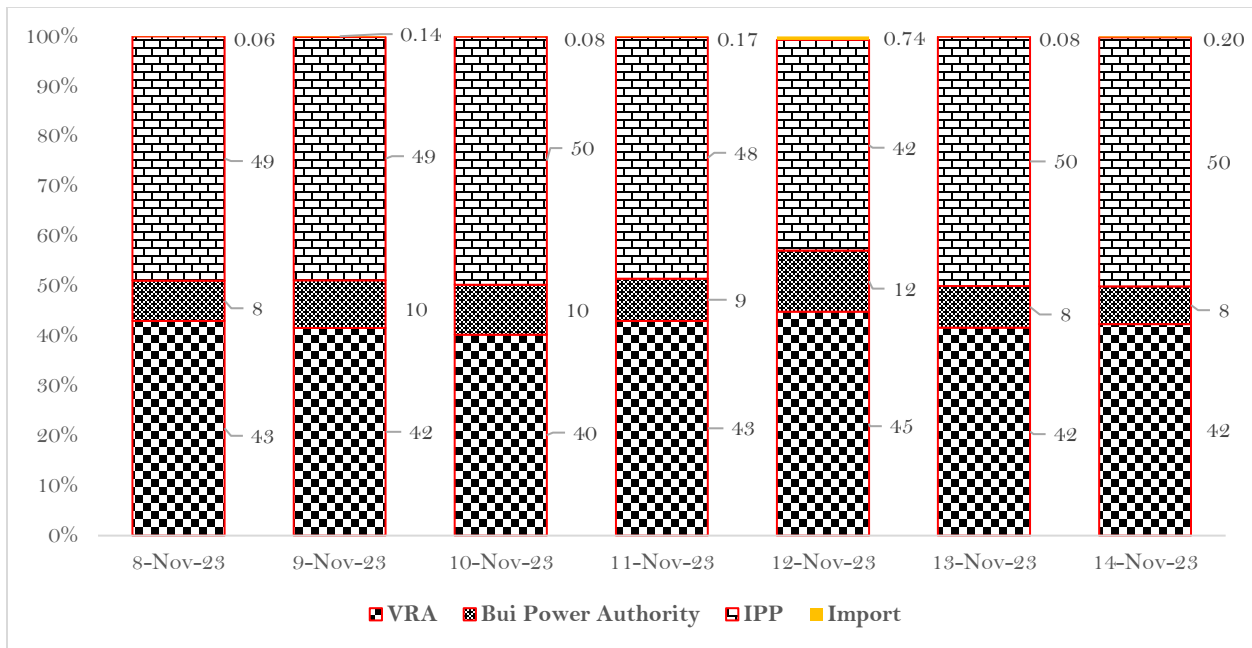
8th November 2023 to 14th November 2023






Shares of power plant generation

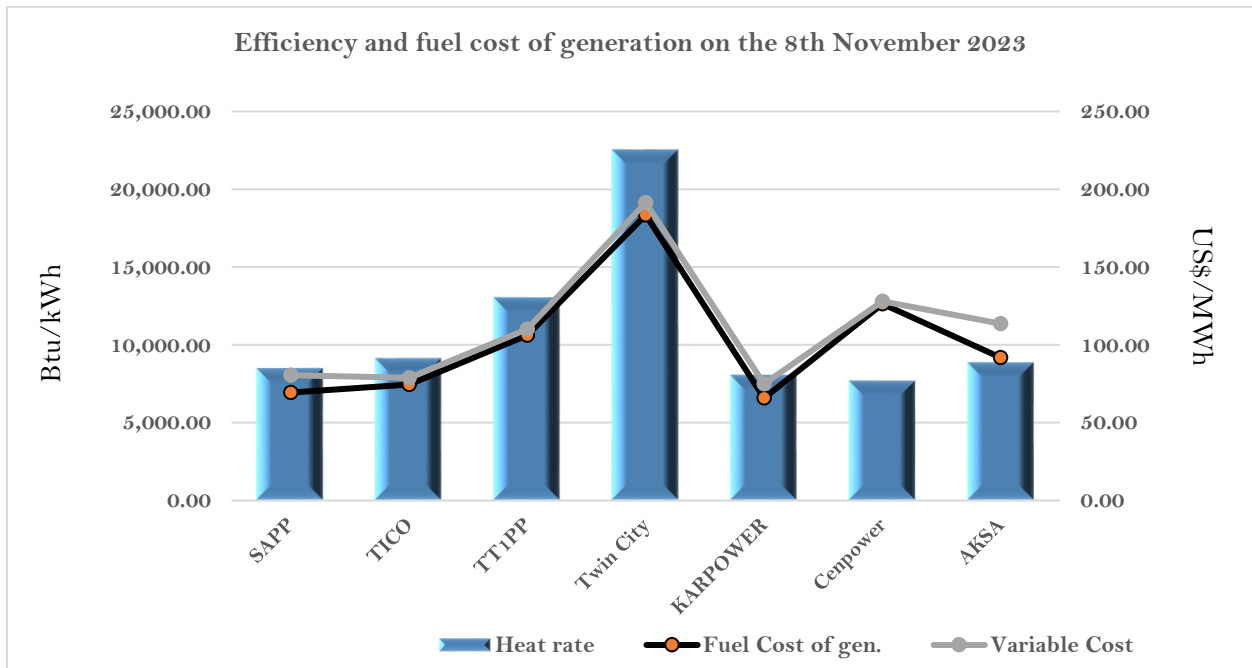





| Power Plants | Power Plant Generation (GWh) | | | | | | | |
|--------------|------------------------------|--------------|--------------|--------------|--------------|--------------|--------------|---------------|
| | 8-Nov-23 | 9-Nov-23 | 10-Nov-23 | 11-Nov-23 | 12-Nov-23 | 13-Nov-23 | 14-Nov-23 | Total |
| AKOSOMBO | 21.48 | 20.86 | 20.66 | 20.11 | 20.29 | 19.57 | 20.76 | 143.71 |
| KPONG | 3.47 | 3.52 | 3.35 | 3.55 | 3.50 | 3.46 | 3.43 | 24.28 |
| BUI | 4.87 | 5.87 | 6.28 | 4.95 | 6.53 | 4.80 | 4.47 | 37.77 |
| BUI Solar | 0.27 | 0.27 | 0.29 | 0.23 | 0.26 | 0.27 | 0.28 | 1.86 |
| VRA Kaleo | 0.05 | 0.06 | 0.05 | 0.06 | 0.06 | 0.06 | 0.06 | 0.39 |
| SEAP | 8.42 | 8.09 | 8.34 | 8.46 | 2.48 | 8.32 | 8.24 | 52.35 |
| TAPCO | 0.00 | 0.00 | 0.00 | 0.00 | 0.00 | 0.00 | 0.00 | 0.00 |
| TICO | 2.37 | 2.38 | 2.38 | 2.46 | 0.15 | 0.00 | 0.00 | 9.74 |
| TT1PP | 2.37 | 2.38 | 2.38 | 2.46 | 0.15 | 0.00 | 0.00 | 9.74 |
| CENT | 0.00 | 0.00 | 0.49 | 0.10 | 0.00 | 1.52 | 2.53 | 4.65 |
| TT2PP | 0.00 | 0.00 | 0.00 | 0.00 | 0.00 | 0.00 | 0.00 | 0.00 |
| Amandi | 0.11 | 4.53 | 4.52 | 4.56 | 4.56 | 4.10 | 3.84 | 26.23 |
| KARPOWER | 9.86 | 9.58 | 10.33 | 5.93 | 10.81 | 8.12 | 7.33 | 61.95 |
| AMERI | 0.00 | 0.00 | 0.00 | 0.00 | 0.00 | 0.00 | 0.00 | 0.00 |
| KTPP | 0.00 | 0.00 | 0.00 | 0.00 | 0.87 | 2.46 | 2.47 | 5.80 |
| Cenpower | 7.71 | 4.12 | 4.47 | 6.38 | 1.30 | 4.41 | 7.57 | 35.96 |
| AKSA | 2.57 | 2.68 | 2.05 | 1.48 | 4.01 | 4.10 | 1.54 | 18.43 |
| Bridge Power | 0.00 | 0.00 | 0.00 | 0.00 | 0.00 | 0.00 | 0.30 | 0.30 |
| Import | 0.04 | 0.09 | 0.05 | 0.11 | 0.41 | 0.05 | 0.13 | 0.88 |
| Total | 63.57 | 64.42 | 65.63 | 60.82 | 55.38 | 61.25 | 62.97 | 434.03 |

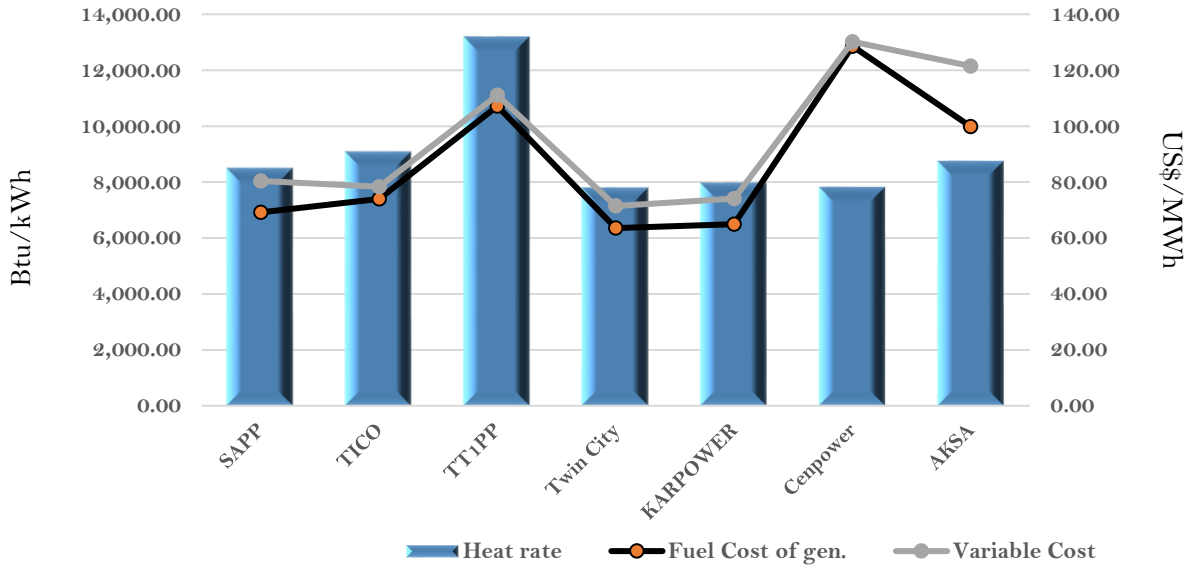


| | System Peak Load (MW) | Ghana Peak Load (MW) | Supply (GWh) | Load Factor (%) |
|-----------|-----------------------|----------------------|--------------|-----------------|
| 8-Nov-23 | 3,274.10 | 2,900.10 | 63.57 | 80.90 |
| 9-Nov-23 | 3,337.30 | 2,963.30 | 64.42 | 80.43 |
| 10-Nov-23 | 3,403.30 | 3,031.30 | 65.63 | 80.35 |
| 11-Nov-23 | 3,252.60 | 2,899.60 | 60.82 | 77.91 |
| 12-Nov-23 | 2,996.10 | 2,707.10 | 55.38 | 77.02 |
| 13-Nov-23 | 3,479.00 | 3,122.00 | 61.25 | 73.35 |
| 14-Nov-23 | 3,490.60 | 3,134.60 | 62.97 | 75.16 |

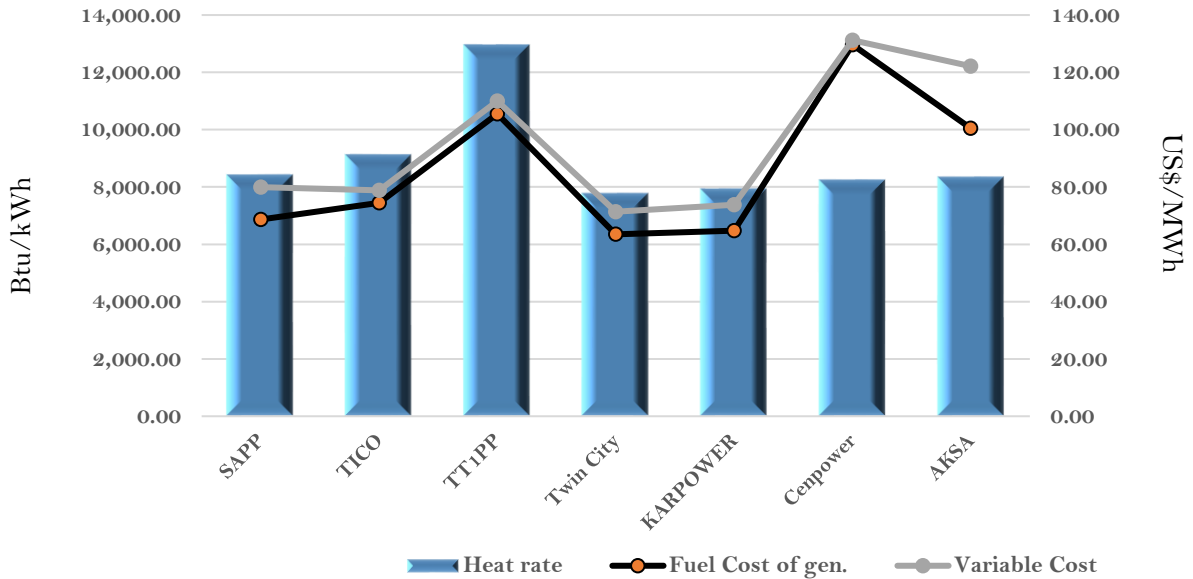





Efficiency and fuel cost of generation on the 9th November 2023

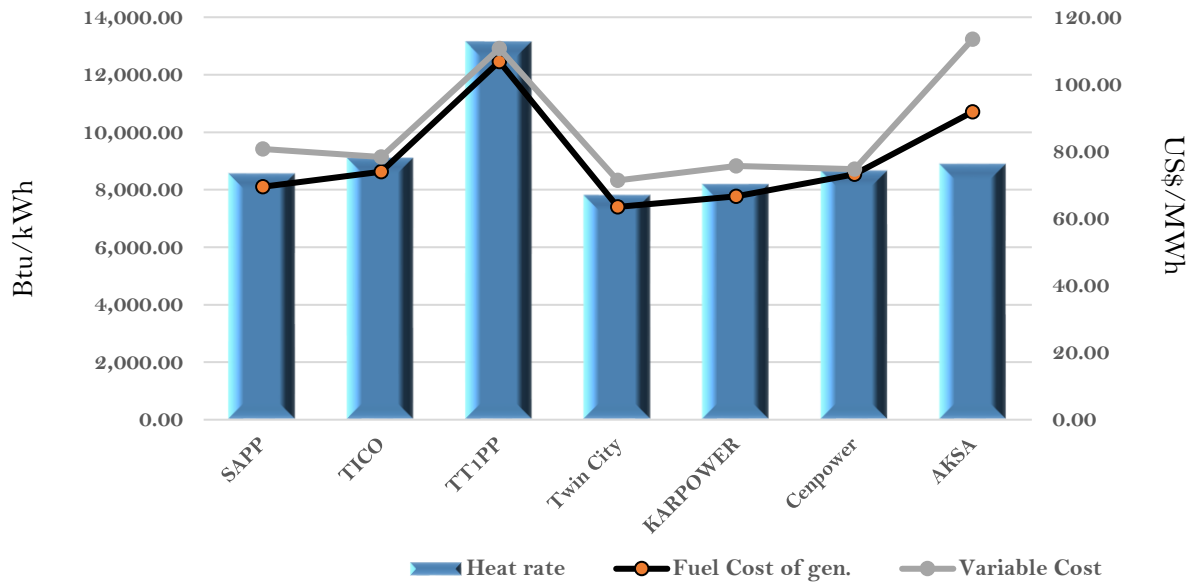


Efficiency and fuel cost of generation on the 10th November 2023

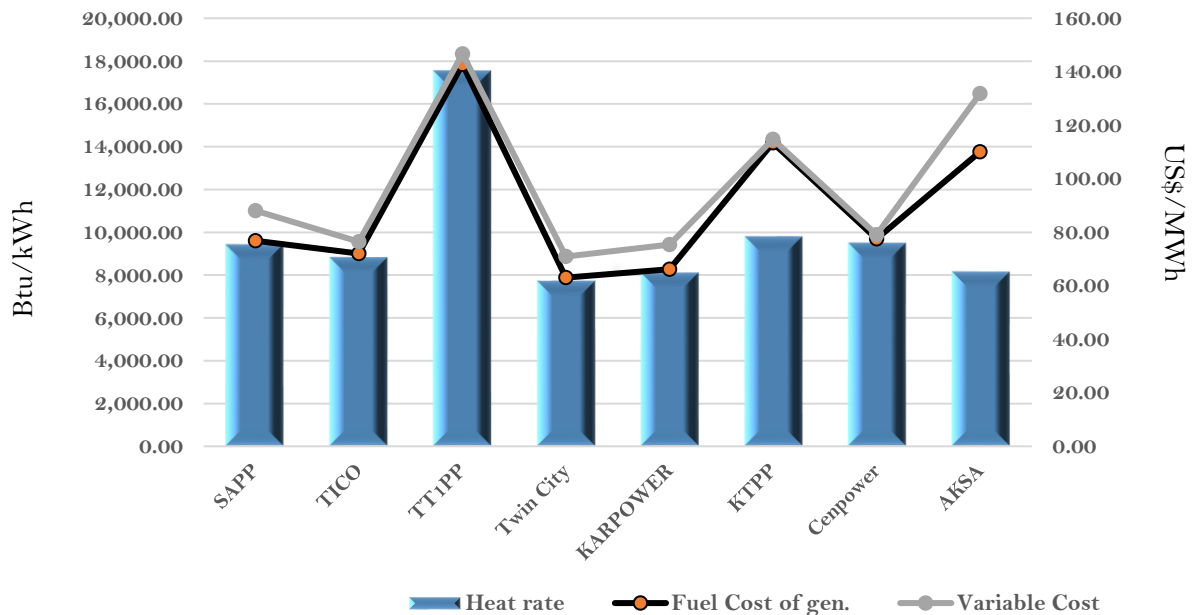





Efficiency and fuel cost of generation on the 11th November 2023

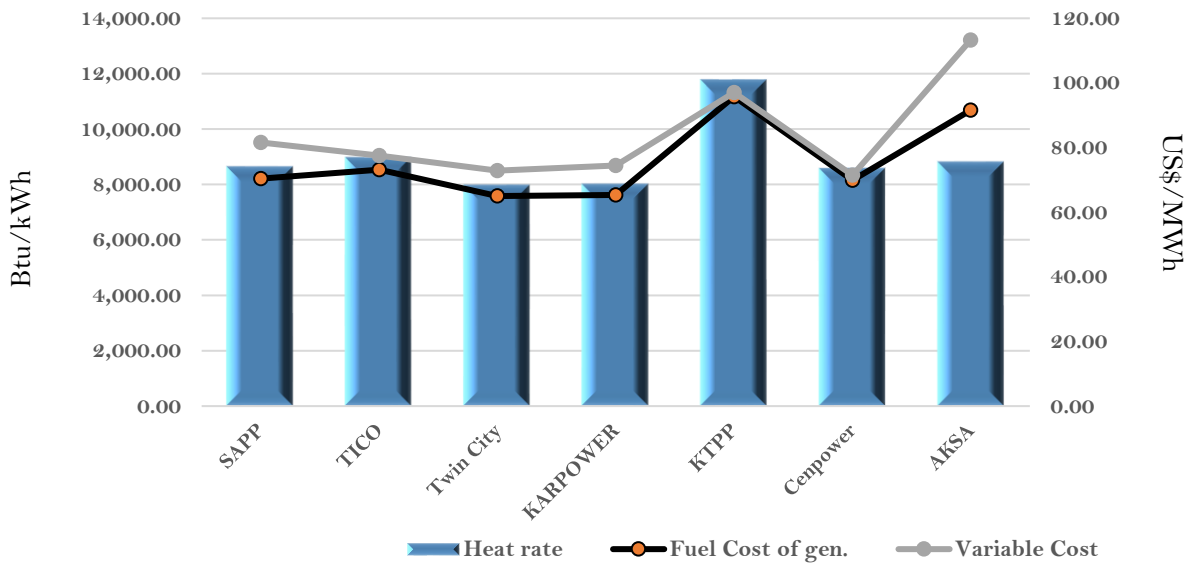


Efficiency and fuel cost of generation on the 12th November 2023

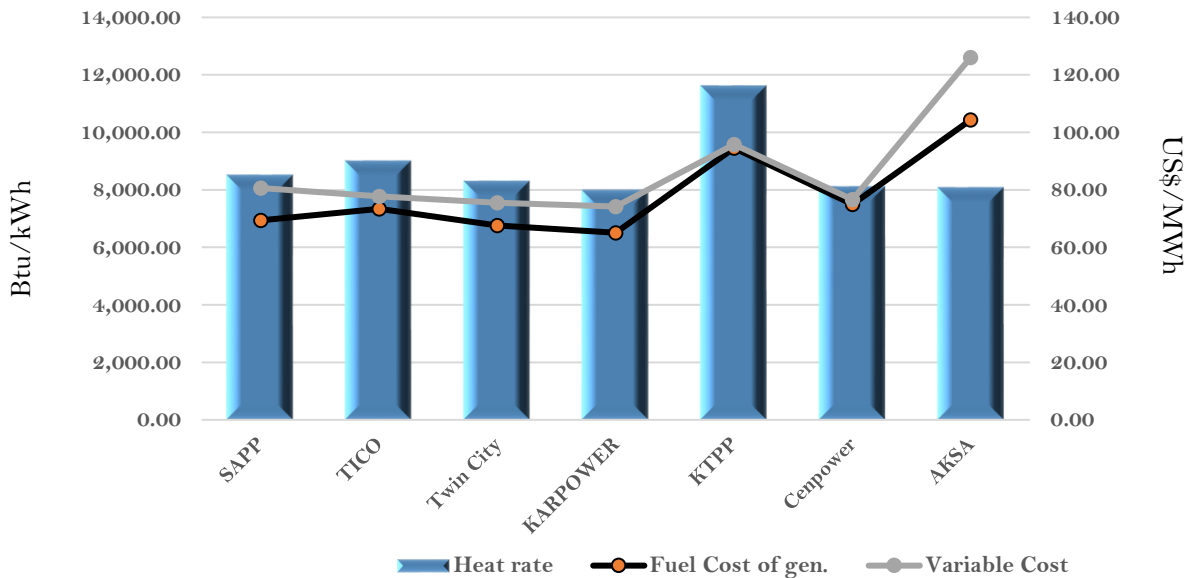




Efficiency and fuel cost of generation on the 13th November 2023



Efficiency and fuel cost of generation on the 14th November 2023



For any enquiries please contact the: EMOP Administrator, EMOP Secretariat, Energy Commission, Accra. Telephone: +233302813756/7; or email: emop@energycom.gov.gh